

UNITED STATES SECURITIES AND EXCHANGE COMMISSION  
WASHINGTON, D.C. 20549

FORM 20-F

- REGISTRATION STATEMENT PURSUANT TO SECTION 12(b) OR (g) OF THE SECURITIES EXCHANGE ACT OF 1934  
OR  
 ANNUAL REPORT PURSUANT TO SECTION 13 OR 15(d) OF THE SECURITIES EXCHANGE ACT OF 1934  
For the fiscal year ended December 31, 2018  
OR  
 TRANSITION REPORT PURSUANT TO SECTION 13 OR 15(d) OF THE SECURITIES EXCHANGE ACT OF 1934  
OR  
 SHELL COMPANY REPORT PURSUANT TO SECTION 13 OR 15(d) OF THE SECURITIES EXCHANGE ACT OF 1934

Commission file number: 001-37385

**Baozun Inc.**

(Exact name of Registrant as specified in its charter)

N/A

(Translation of Registrant's name into English)

Cayman Islands

(Jurisdiction of incorporation or organization)

Building B, No. 1268 Wanrong Road  
Shanghai 200436  
The People's Republic of China  
(Address of principal executive offices)

Robin Bin Lu, Chief Financial Officer  
Building B, No. 1268 Wanrong Road  
Shanghai 200436  
The People's Republic of China  
Telephone: +86 21 8026-6000

(Name, Telephone, E-mail and/or Facsimile Number and Address of Company Contact Person)  
Securities registered or to be registered pursuant to Section 12(b) of the Act.

<u>Title of each class</u>	<u>Name of each exchange on which registered</u>
American Depositary Shares, each representing three Class A Ordinary Shares, par value US\$0.0001 per share	The Nasdaq Stock Market LLC (The Nasdaq Global Select Market)
Class A Ordinary Shares, par value US\$0.0001 per share*	The Nasdaq Stock Market LLC (The Nasdaq Global Select Market)

\* Not for trading, but only in connection with the listing on the Nasdaq Global Select Market of the American depository shares.

Securities registered or to be registered pursuant to Section 12(g) of the Act.

None

Securities for which there is a reporting obligation pursuant to Section 15(d) of the Act.

None

Indicate the number of outstanding shares of each of the issuer's classes of capital or common stock as of the close of the period covered by the annual report.

As of December 31, 2018, there were 172,548,611 ordinary shares outstanding, par value \$0.0001 per share, being the sum of 159,247,873 Class A ordinary shares and 13,300,738 Class B ordinary shares.

Indicate by check mark if the registrant is a well-known seasoned issuer, as defined in Rule 405 of the Securities Act.

Yes  No

If this report is an annual or transition report, indicate by check mark if the registrant is not required to file reports pursuant to Section 13 or 15 (d) of the Securities Exchange Act of 1934.

Yes  No

Indicate by check mark whether the registrant (1) has filed all reports required to be filed by Section 13 or 15(d) of the Securities Exchange Act of 1934 during the preceding 12 months (or for such shorter period that the registrant was required to file such reports), and (2) has been subject to such filing requirements for the past 90 days.

Yes  No

Indicate by check mark whether the registrant has submitted electronically every Interactive Data File required to be submitted pursuant to Rule 405 of Regulation S-T (§232.405 of this chapter) during the preceding 12 months (or for such shorter period that the registrant was required to submit such files).

Yes  No

Indicate by check mark whether the registrant is a large accelerated filer, an accelerated filer, a non-accelerated filer, or an emerging growth company. See definition of "large accelerated filer," "accelerated filer," and "emerging growth company" in Rule 12b-2 of the Exchange Act.

Large accelerated filer

Accelerated filer

Non-accelerated filer   
Emerging growth company

If an emerging growth company that prepares its financial statements in accordance with U.S. GAAP, indicate by check mark if the registrant has elected not to use the extended transition period for complying with any new or revised financial accounting standards† provided pursuant to Section 13(a) of the Exchange Act.

† The term "new or revised financial accounting standard" refers to any update issued by the Financial Accounting Standards Board to its Accounting Standards Codification after April 5, 2012.

Indicate by check mark which basis of accounting the registrant has used to prepare the financial statements included in this filing:

U.S. GAAP

International Financial Reporting  
Standards as issued by the International  
Accounting Standards Board

Other

If "Other" has been checked in response to the previous question, indicate by check mark which financial statement item the registrant has elected to follow.  
 Item 17  Item 18

If this is an annual report, indicate by check mark whether the registrant is a shell company (as defined in Rule 12b-2 of the Exchange Act).

Yes  No

(APPLICABLE ONLY TO ISSUERS INVOLVED IN BANKRUPTCY PROCEEDINGS DURING THE PAST FIVE YEARS)

Indicate by check mark whether the registrant has filed all documents and reports required to be filed by Sections 12, 13 or 15(d) of the Securities Exchange Act of 1934 subsequent to the distribution of securities under a plan confirmed by a court.

Yes  No

---

---

## TABLE OF CONTENTS

<a href="#">CERTAIN DEFINED TERMS</a>	<a href="#">2</a>
<a href="#">FORWARD-LOOKING STATEMENTS</a>	<a href="#">3</a>
<a href="#">PART I</a>	<a href="#">4</a>
<a href="#">ITEM 1. IDENTITY OF DIRECTORS, SENIOR MANAGEMENT AND ADVISERS</a>	<a href="#">4</a>
<a href="#">ITEM 2. OFFER STATISTICS AND EXPECTED TIMETABLE</a>	<a href="#">4</a>
<a href="#">ITEM 3. KEY INFORMATION</a>	<a href="#">4</a>
<a href="#">ITEM 4. INFORMATION ON THE COMPANY</a>	<a href="#">40</a>
<a href="#">ITEM 4A. UNRESOLVED STAFF COMMENTS</a>	<a href="#">64</a>
<a href="#">ITEM 5. OPERATING AND FINANCIAL REVIEW AND PROSPECTS</a>	<a href="#">64</a>
<a href="#">ITEM 6. DIRECTORS, SENIOR MANAGEMENT AND EMPLOYEES</a>	<a href="#">81</a>
<a href="#">ITEM 7. MAJOR SHAREHOLDERS AND RELATED PARTY TRANSACTIONS</a>	<a href="#">92</a>
<a href="#">ITEM 8. FINANCIAL INFORMATION</a>	<a href="#">94</a>
<a href="#">ITEM 9. THE OFFER AND LISTING</a>	<a href="#">94</a>
<a href="#">ITEM 10. ADDITIONAL INFORMATION</a>	<a href="#">95</a>
<a href="#">ITEM 11. QUANTITATIVE AND QUALITATIVE DISCLOSURES ABOUT MARKET RISK</a>	<a href="#">108</a>
<a href="#">ITEM 12. DESCRIPTION OF SECURITIES OTHER THAN EQUITY SECURITIES</a>	<a href="#">109</a>
<a href="#">PART II</a>	<a href="#">112</a>
<a href="#">ITEM 13. DEFAULTS, DIVIDEND ARREARAGES AND DELINQUENCIES</a>	<a href="#">112</a>
<a href="#">ITEM 14. MATERIAL MODIFICATIONS TO THE RIGHTS OF SECURITY HOLDERS AND USE OF PROCEEDS</a>	<a href="#">112</a>
<a href="#">ITEM 15. CONTROLS AND PROCEDURES</a>	<a href="#">112</a>
<a href="#">ITEM 16A. AUDIT COMMITTEE FINANCIAL EXPERT</a>	<a href="#">114</a>
<a href="#">ITEM 16B. CODE OF ETHICS</a>	<a href="#">114</a>
<a href="#">ITEM 16C. PRINCIPAL ACCOUNTANT FEES AND SERVICES</a>	<a href="#">114</a>
<a href="#">ITEM 16D. EXEMPTIONS FROM THE LISTING STANDARDS FOR AUDIT COMMITTEES</a>	<a href="#">115</a>
<a href="#">ITEM 16E. PURCHASES OF EQUITY SECURITIES BY THE ISSUER AND AFFILIATED PURCHASERS</a>	<a href="#">115</a>
<a href="#">ITEM 16F. CHANGE IN REGISTRANT'S CERTIFYING ACCOUNTANT</a>	<a href="#">115</a>
<a href="#">ITEM 16G. CORPORATE GOVERNANCE</a>	<a href="#">115</a>
<a href="#">ITEM 16H. MINE SAFETY DISCLOSURE</a>	<a href="#">115</a>
<a href="#">PART III</a>	<a href="#">116</a>
<a href="#">ITEM 17. FINANCIAL STATEMENTS</a>	<a href="#">116</a>
<a href="#">ITEM 18. FINANCIAL STATEMENTS</a>	<a href="#">116</a>
<a href="#">ITEM 19. EXHIBITS</a>	<a href="#">116</a>

---

## CERTAIN DEFINED TERMS

Unless otherwise indicated or the context otherwise requires, references in this annual report to:

- “ADRs” are to the American depository receipts, which, if issued, evidence our ADSs;
- “ADSs” are to our American depository shares, each of which represents three Class A ordinary shares;
- “Baozun,” “we,” “us,” “our company,” and “our,” are to Baozun Inc., a Cayman Islands exempted company, formerly known as Baozun Cayman Inc. and unless the context requires otherwise, includes its consolidated subsidiaries and variable interest entity;
- “brand E-commerce” are to business-to-consumer (B2C) E-commerce conducted through official brand stores, official marketplace stores, or official stores on other channels;
- “brand partners” are to companies for which we operate or have entered into agreements to operate official brand stores, official marketplace stores, or official stores on other channels under their brand names;
- “China” and the “PRC” are to the People’s Republic of China, excluding, for the purpose of this annual report only, Taiwan, the Hong Kong Special Administrative Region and the Macau Special Administrative Region;
- “Distribution GMV” are to the GMV under the distribution business model;
- “GMV” are to gross merchandise volume, and when used in connection with our business, include (i) the full value of all purchases transacted and settled on the stores operated by us (including, prior to its closure in 2017, our Maikefeng marketplace but excluding stores for the operations of which we only charge fixed fees) and (ii) the full value of purchases for which consumers have placed orders and paid deposits on such stores and which have been settled offline. Our calculation of GMV includes value added tax and excludes (i) shipping charges, (ii) surcharges and other taxes, (iii) value of the goods that are returned and (iv) deposits for purchases that have not been settled;
- “Non-distribution GMV” are to the GMV under the service fee business model and the consignment business model;
- “O2O” are to online-to-offline and offline-to-online commerce;
- “official brand stores” are to brands’ official online stores;
- “official marketplace stores” are to brands’ flagship stores and authorized stores on third-party online marketplaces;
- “RMB” and “Renminbi” are to the legal currency of China;
- “ordinary shares” are to our Class A ordinary shares and Class B ordinary shares, par value US\$0.0001 per share; and
- “US\$”, “U.S. dollars” or “dollars” are to the legal currency of the United States.

Solely for the convenience of the reader, certain RMB amounts have been translated into U.S. dollars at specified rates. Unless otherwise noted, all translations from RMB to U.S. dollars and from U.S. dollars to RMB were made at a rate of RMB6.8755 to US\$1.00, the exchange rate as set forth in the H.10 statistical release of the U.S. Federal Reserve Board on December 31, 2018. As of March 29, 2019, the exchange rate for one U.S. dollar was RMB6.7112. We make no representation that the RMB or U.S. dollar amounts referred to herein could have been or could be converted to U.S. dollars or RMB, as the case may be, at any particular rate, or at all.

## FORWARD-LOOKING STATEMENTS

Certain statements contained in this annual report on Form 20-F, including those statements contained under the captions “Item 4—Information on the Company” and “Item 5—Operating and Financial Review and Prospects” that are not statements of historical fact, are “forward-looking statements” within the meaning of Section 27A of the Securities Act of 1933, as amended, or the Securities Act, Section 21E of the Securities Exchange Act of 1934, as amended, or the Exchange Act, and within the meaning of the Private Securities Litigation Reform Act of 1995. Such statements can be generally identified by the use of terms such as “may,” “will,” “could,” “would,” “plans,” “intends,” “believes,” “expects,” “projects,” “estimates” or “anticipates,” the negatives of such terms, or comparable terms. In addition to the statements contained in this Form 20-F, we (or our directors or executive officers authorized to speak on our behalf) from time to time may make forward-looking statements, orally or in writing, regarding Baozun (including its subsidiaries and variable interest entity) and its business, including in press releases, oral presentations, filings under the Securities Act, the Exchange Act or securities laws of other countries, and filings with The Nasdaq Global Select Market or other stock exchanges.

You should not rely upon forward-looking statements as predictors of future events. Such forward-looking statements represent our judgment or expectations regarding the future, and are subject to risks and uncertainties that may cause actual events and our future results to be materially different than expected by us or indicated by such statements. Such risks and uncertainties include in particular (but are not limited to) the risks and uncertainties related to the following: The online retail industry may not grow at the rate projected by market data, or at all. Failure of this market to grow at the projected rate may have a material and adverse effect on our business and the market price of our ADSs. In addition, the rapidly changing nature of the online retail industry results in significant uncertainties for any projections or estimates relating to the growth prospects or future condition of our market. Furthermore, if any one or more of the assumptions underlying the market data are later found to be incorrect, actual results may differ from the projections based on these assumptions. See also the information under “Item 3. Key Information—D. Risk Factors” and elsewhere in this annual report for a more complete discussion of these risks, assumptions and uncertainties and for other risks and uncertainties. These risks, assumptions and uncertainties are not necessarily all of the important factors that could cause actual results to differ materially from those expressed in any of our forward-looking statements. Other unknown or unpredictable factors also could harm our results. We undertake no obligation, and specifically decline any obligation, to update publicly or revise any forward-looking statements, whether as a result of new information, future events or otherwise. In light of these risks, uncertainties and assumptions, the forward-looking events discussed in this annual report might not occur.

**PART I**

**ITEM 1. IDENTITY OF DIRECTORS, SENIOR MANAGEMENT AND ADVISERS**

Not applicable.

**ITEM 2. OFFER STATISTICS AND EXPECTED TIMETABLE**

Not applicable.

**ITEM 3. KEY INFORMATION**

**A. Selected Financial Data**

The selected consolidated financial data presented below as of and for the years ended December 31, 2014, 2015, 2016, 2017 and 2018 have been prepared in accordance with U.S. GAAP. Our selected consolidated statements of operations data for the three years ended December 31, 2016, 2017 and 2018 and selected consolidated balance sheet data as of December 31, 2017 and 2018 have been derived from our audited consolidated financial statements included elsewhere in this document. Our selected consolidated statements of operations data for the years ended December 31, 2014 and 2015, and selected consolidated balance sheet data as of December 31, 2014, 2015 and 2016 have been derived from our audited consolidated financial statements not included elsewhere in this document. The historical results are not necessarily indicative of results to be expected in any future period.

**Selected Consolidated  
Statements of  
Operations Data**

	<b>For the year ended December 31,</b>					<b>US\$</b>
	<b>2014</b>	<b>2015</b>	<b>2016</b>	<b>2017</b>	<b>2018</b>	
	<b>RMB</b>	<b>RMB</b>	<b>RMB</b>	<b>RMB</b>	<b>RMB</b>	
<b>(in thousands, except for per share and per ADS data and number of shares)</b>						
<b>Net revenues</b>						
Product sales	1,187,162	1,940,649	2,176,447	2,257,632	2,516,862	366,062
Services	397,258	657,794	1,213,828	1,891,176	2,876,175	418,322
<b>Total net revenues</b>	<b>1,584,420</b>	<b>2,598,443</b>	<b>3,390,275</b>	<b>4,148,808</b>	<b>5,393,037</b>	<b>784,384</b>
<b>Operating expenses<sup>(1)</sup></b>						
Cost of products	(1,086,133)	(1,735,820)	(1,921,856)	(1,917,467)	(2,034,852)	(295,957)
Fulfillment	(168,130)	(325,159)	(540,857)	(818,173)	(1,262,302)	(183,594)
Sales and marketing <sup>(2)</sup>	(226,952)	(403,519)	(658,819)	(910,843)	(1,338,970)	(194,745)
Technology and content	(63,607)	(59,946)	(95,638)	(140,689)	(268,973)	(39,121)
General and administrative	(96,911)	(73,678)	(88,274)	(116,554)	(154,845)	(22,521)
Other operating income, net	457	8,130	5,235	11,250	22,678	3,298
<b>Total operating expenses</b>	<b>(1,641,276)</b>	<b>(2,589,992)</b>	<b>(3,300,209)</b>	<b>(3,892,476)</b>	<b>(5,037,264)</b>	<b>(732,640)</b>
<b>Income (loss) from operations</b>	<b>(56,856)</b>	<b>8,451</b>	<b>90,066</b>	<b>256,332</b>	<b>355,773</b>	<b>51,744</b>
<b>Other income (expenses)</b>						
Interest income	3,156	8,834	11,869	13,350	8,017	1,166
Interest expense	(1,552)	—	—	(4,252)	(13,058)	(1,899)
Gain on disposal of investments	—	9,674	—	5,464	—	—
Impairment loss of investments	—	—	—	(6,227)	(9,021)	(1,312)
Exchange gain (loss)	(2,650)	(124)	320	(21)	(5,991)	(871)
<b>Income (loss) before income tax and share of loss in equity method investment</b>	<b>(57,902)</b>	<b>26,835</b>	<b>102,255</b>	<b>264,646</b>	<b>335,720</b>	<b>48,828</b>
Income tax benefit (expense) <sup>(3)</sup>	(1,912)	6,022	(16,831)	(54,251)	(64,953)	(9,447)
Share of loss in equity method investment	—	(10,236)	—	(1,265)	(996)	(145)
<b>Net income (loss)</b>	<b>(59,814)</b>	<b>22,621</b>	<b>85,424</b>	<b>209,130</b>	<b>269,771</b>	<b>39,236</b>
Deemed dividend from issuance of convertible redeemable preferred shares	(16,666)	—	—	—	—	—

**Selected Consolidated Statements of Operations Data**

	For the year ended December 31,					
	2014	2015	2016	2017	2018	
	RMB	RMB	RMB	RMB	RMB	US\$
	(in thousands, except for per share and per ADS data and number of shares)					
Change in redemption value of convertible redeemable preferred shares	(79,169)	(25,332)	—	—	—	—
Net (income) loss attributable to noncontrolling interests	—	—	1,209	(264)	(59)	(9)
<b>Net income (loss) attributable to ordinary shareholders of Baozun Inc.</b>	<b>(155,649)</b>	<b>(2,711)</b>	<b>86,633</b>	<b>208,866</b>	<b>269,712</b>	<b>39,227</b>
Net income (loss) per share attributable to ordinary shareholders of Baozun Inc.						
Basic	(5.31)	(0.03)	0.58	1.29	1.59	0.23

**Selected Consolidated Statements of Operations Data**

	For the year ended December 31,					
	2014	2015	2016	2017	2018	
	RMB	RMB	RMB	RMB	RMB	US\$
	(in thousands, except for per share and per ADS data and number of shares)					
Diluted	(5.31)	(0.03)	0.53	1.19	1.50	0.22
Net income (loss) per ADS <sup>(4)</sup>						
Basic	(15.93)	(0.08)	1.74	3.87	4.76	0.69
Diluted	(15.93)	(0.08)	1.59	3.56	4.51	0.66
Weighted average shares used in calculating net income (loss) per ordinary share						
Basic	29,314,067	102,987,119	149,935,100	162,113,815	169,884,906	169,884,906
Diluted	29,314,067	102,987,119	163,926,674	176,115,049	179,327,029	179,327,029
<b>Non-GAAP Financial Measures<sup>(5)</sup>:</b>						
Non-GAAP income from operations	28,107	33,646	124,251	315,345	433,199	63,006
Non-GAAP net income	25,149	47,816	119,609	267,947	346,805	50,441
Non-GAAP net income (loss) attributable to ordinary shareholders of Baozun Inc.	(70,686)	22,484	120,818	267,395	346,170	50,348
Non-GAAP net income (loss) attributable to ordinary shareholders of Baozun Inc. per ADS:						
Basic	(7.23)	0.65	2.42	4.95	6.11	0.89
Diluted	(7.23)	0.59	2.21	4.55	5.79	0.84

(1) Share-based compensation expenses are allocated in operating expenses items as follows:

	For the year ended December 31,					
	2014	2015	2016	2017	2018	
	RMB	RMB	RMB	RMB	RMB	US\$
	(in thousands)					
Fulfillment	(460)	(1,440)	(1,755)	(2,904)	(5,831)	(848)
Sales and marketing	(5,469)	(9,793)	(13,370)	(20,363)	(28,346)	(4,123)
Technology and content	(26,311)	(5,047)	(7,875)	(13,822)	(13,445)	(1,956)
General and administrative	(52,723)	(8,915)	(11,185)	(21,142)	(28,240)	(4,107)
	<b>(84,963)</b>	<b>(25,195)</b>	<b>(34,185)</b>	<b>(58,231)</b>	<b>(75,862)</b>	<b>(11,034)</b>

(2) Including amortization of intangible assets resulting from business acquisition, which amounted to RMB nil for the years ended December 31, 2014, 2015, and 2016 and RMB0.8 million for the year ended December 31, 2017 and RMB1.6 million for the year ended December 31, 2018.

(3) Including income tax benefits of RMB nil for the years ended December 31, 2014, 2015, 2016 and RMB0.2 million for the year ended December 31, 2017 and RMB0.4 million for the year ended December 31, 2018, related to the reversal of deferred tax liabilities, which was recognized on business acquisition.

(4) Each ADS represents three Class A ordinary shares.

(5) See “—Non-GAAP Financial Measures.”

**Selected Consolidated Balance Sheet Data**

	<b>As of December 31,</b>					
	<b>2014</b>	<b>2015</b>	<b>2016</b>	<b>2017</b>	<b>2018</b>	
	<b>RMB</b>	<b>RMB</b>	<b>RMB</b>	<b>RMB</b>	<b>RMB</b>	<b>US\$</b>
	(in thousands)					
<b>Consolidated Balance Sheet Information</b>						
Cash and cash equivalents	206,391	787,257	917,319	244,809	457,340	66,517
Restricted cash	37,900	48,144	50,832	48,848	125,515	18,255
Accounts receivable, net <sup>(1)</sup>	229,502	364,782	627,829	1,085,669	1,547,631	225,094
Inventories <sup>(1)</sup>	242,978	334,347	309,317	382,028	650,348	94,589
Total assets <sup>(1)</sup>	872,514	1,889,173	2,371,277	2,978,969	4,015,824	584,077
Accounts payable	300,007	457,493	526,461	583,532	886,340	128,912
Short-term borrowings	—	—	—	172,000	436,200	63,443
Total liabilities <sup>(1)</sup>	393,458	654,702	799,265	1,152,532	1,820,808	264,826
Series A convertible redeemable preferred shares	55,924	—	—	—	—	—
Series B convertible redeemable preferred shares	202,125	—	—	—	—	—

**Selected Consolidated Balance Sheet Data**

	<b>As of December 31,</b>					
	<b>2014</b>	<b>2015</b>	<b>2016</b>	<b>2017</b>	<b>2018</b>	
	<b>RMB</b>	<b>RMB</b>	<b>RMB</b>	<b>RMB</b>	<b>RMB</b>	<b>US\$</b>
	(in thousands)					
Series C-1 convertible redeemable preferred shares	355,176	—	—	—	—	—
Series C-2 convertible redeemable preferred shares	37,630	—	—	—	—	—
Series D convertible redeemable preferred shares	150,430	—	—	—	—	—
Baozun Inc. Shareholder's equity/(deficit)	(322,229)	1,234,471	1,572,012	1,809,023	2,177,543	316,710
Total liabilities, convertible redeemable preferred shares and shareholders' equity <sup>(1)</sup>	872,514	1,889,173	2,371,277	2,978,969	4,015,824	584,077

(1) Certain reclassifications in accounts receivable, inventories, prepayments and other current assets and accrued expenses and other current liabilities were retrospectively adjusted as a result of the adoption of a new revenue accounting standard effective on January 1, 2018.

The following table sets forth the following operating data for each period indicated:

	<b>For the Year Ended December 31,</b>				
	<b>2014</b>	<b>2015</b>	<b>2016</b>	<b>2017</b>	<b>2018</b>
Number of brand partners as of the period end <sup>(1)</sup>	93	113	133	152	185
Number of GMV brand partners as of the period end <sup>(2)</sup>	78	95	122	146	178
Total GMV <sup>(3)</sup> (RMB in millions)	4,248.9	6,735.3	11,264.8	19,112.2	29,426.0
Distribution GMV <sup>(4)</sup>	1,371.5	2,262.7	2,534.1	2,620.2	2,902.0
Non-distribution GMV <sup>(5)</sup>	2,877.4	4,472.6	8,730.7	16,492.0	26,524.0
Average GMV per GMV brand partner <sup>(6)</sup> (RMB in millions)	61	75	102	142	182

(1) Brand partners are defined as companies for which we operate or have entered into agreements to operate official brand stores, official marketplace stores, or official stores on other channels under their brand names.



- (2) GMV brand partners are brand partners that contributed to our GMV during the period.
- (3) GMV is defined as (i) the full value of all purchases transacted and settled on stores operated by us (including, prior to its closure in 2017, our Maikefeng marketplace but excluding stores for the operations of which we only charge fixed fees) and (ii) the full value of purchases for which consumers have placed orders and paid deposits at such stores and which have been settled offline. Our calculation of GMV includes value added tax but excludes (i) shipping charges, (ii) surcharges and other taxes, (iii) value of the goods that are returned and (iv) deposits for purchases that have not been settled.
- (4) Distribution GMV refers to the GMV under the distribution business model.
- (5) Non-distribution GMV refers to the GMV under the service fee business model and the consignment business model.
- (6) Average GMV per GMV brand partner is calculated by dividing GMV (excluding Maikefeng) by the average number of GMV brand partners as of the beginning and end of the respective periods.

#### **Non-GAAP Financial Measures**

In evaluating our business, we consider and use non-GAAP income/(loss) from operations, non-GAAP net income/(loss), non-GAAP net income (loss) attributable to ordinary shareholders of Baozun Inc., and non-GAAP net income (loss) attributable to ordinary shareholders of Baozun Inc. per ADS, as supplemental measures to review and assess our operating performance. The presentation of these non-GAAP financial measures is not intended to be considered in isolation or as a substitute for the financial information prepared and presented in accordance with U.S. GAAP. Non-GAAP income/(loss) from operations is income/(loss) from operations excluding the impact of share-based compensation expenses and amortization of intangible assets resulting from business acquisition. Non-GAAP net income/(loss) is net income/(loss) excluding the impact of share-based compensation expenses and amortization of intangible assets resulting from business acquisition. Non-GAAP net income (loss) attributable to ordinary shareholders of Baozun Inc. is net income (loss) attributable to ordinary shareholders of Baozun Inc. excluding the impact of share-based compensation expenses and amortization of intangible assets resulting from business acquisition. Non-GAAP net income (loss) attributable to ordinary shareholders of Baozun Inc. per ADS is non-GAAP net income (loss) attributable to ordinary shareholders of Baozun Inc. divided by weighted average number of shares used in calculating net income per ordinary share multiplied by three, as each ADS represents three of our Class A ordinary shares.

We present the non-GAAP financial measures because they are used by our management to evaluate our operating performance and formulate business plans. Non-GAAP income/(loss) from operations, non-GAAP net income/(loss), non-GAAP net income (loss) attributable to ordinary shareholders of Baozun Inc. and non-GAAP net income (loss) attributable to ordinary shareholders of Baozun Inc. per ADS enable our management to assess our operating results without considering the impact of share-based compensation expenses and amortization of intangible assets resulting from business acquisition. We also believe that the use of the non-GAAP measures facilitate investors' assessment of our operating performance.

The non-GAAP financial measures are not defined under U.S. GAAP and are not presented in accordance with U.S. GAAP. The non-GAAP financial measures have limitations as analytical tools. One of the key limitations of using non-GAAP income/(loss) from operations, non-GAAP net income/(loss), non-GAAP net income (loss) attributable to ordinary shareholders of Baozun Inc. and non-GAAP net income (loss) attributable to ordinary shareholders of Baozun Inc. per ADS is that they do not reflect all items of income and expense that affect our operations. Share-based compensation expenses and amortization of intangible assets resulting from business acquisition have been and may continue to be incurred in our business and is not reflected in the presentation of non-GAAP income/(loss) from operations, non-GAAP net income/(loss), non-GAAP net income (loss) attributable to ordinary shareholders of Baozun Inc. and non-GAAP net income (loss) attributable to ordinary shareholders of Baozun Inc. per ADS. Further, the non-GAAP measures may differ from the non-GAAP measures used by other companies, including peer companies, and therefore their comparability may be limited. In light of the foregoing limitations, the non-GAAP income/(loss) from operations, non-GAAP net income/(loss), non-GAAP net income (loss) attributable to ordinary shareholders of Baozun Inc. and non-GAAP net income (loss) attributable to ordinary shareholders of Baozun Inc. per ADS for the period should not be considered in isolation from or as an alternative to income/(loss) from operations, net income/(loss), net income (loss) attributable to ordinary shareholders of Baozun Inc., net income (loss) attributable to ordinary shareholders of Baozun Inc. per ADS, or other financial measures prepared in accordance with U.S. GAAP.

We compensate for these limitations by reconciling the non-GAAP financial measure to the nearest U.S. GAAP performance measure, which should be considered when evaluating our performance. We encourage you to review our financial information in its entirety and not rely on a single financial measure.

A reconciliation of these non-GAAP financial measures in 2014, 2015, 2016, 2017 and 2018 to the nearest U.S. GAAP performance measures is provided below:

**For the year ended December 31,**

	2014		2015		2016		2017		2018	
	RMB		RMB		RMB		RMB		RMB	US\$
<b>Income (loss) from operations</b>	(56,856)		8,451		90,066		256,332		355,773	51,744
<b>Add: Share-based compensation expenses</b>	84,963		25,195		34,185		58,231		75,862	11,034
<b>Amortization of intangible assets resulting from business acquisition</b>	—		—		—		782		1,564	228
<b>Non-GAAP income from operations</b>	28,107		33,646		124,251		315,345		433,199	63,006
<b>Net income (loss)</b>	(59,814)		22,621		85,424		209,130		269,771	39,236
<b>Add: Share-based compensation expenses</b>	84,963		25,195		34,185		58,231		75,862	11,034
<b>Amortization of intangible assets resulting from business acquisition</b>	—		—		—		782		1,564	228
<b>Less: Tax effect of amortization of intangible assets resulting from business acquisition</b>	—		—		—		(196)		(392)	(57)
<b>Non-GAAP net income</b>	25,149		47,816		119,609		267,947		346,805	50,441
<b>Net income (loss) attributable to ordinary shareholders of Baozun Inc.</b>	(155,649)		(2,711)		86,633		208,866		269,712	39,227
<b>Add: Share-based compensation expenses</b>	84,963		25,195		34,185		58,231		75,862	11,034
<b>Amortization of intangible assets resulting from business acquisition</b>	—		—		—		398		796	116
<b>Less: Tax effect of amortization of intangible assets resulting from business acquisition</b>	—		—		—		(100)		(200)	(29)
<b>Non-GAAP net income (loss) attributable to ordinary shareholders of Baozun Inc.</b>	(70,686)		22,484		120,818		267,395		346,170	50,348
<b>Non-GAAP net income (loss) attributable to ordinary shareholders of Baozun Inc. per ADS:</b>										
<b>Basic</b>	(7.23)		0.65		2.42		4.95		6.11	0.89
<b>Diluted</b>	(7.23)		0.59		2.21		4.55		5.79	0.84
<b>Weighted average shares used in calculating net income (loss)</b>										
<b>Basic</b>	29,314,067		102,987,119		149,935,100		162,113,815		169,884,906	169,884,906
<b>Diluted</b>	29,314,067		102,987,119		163,926,674		176,115,049		179,327,029	179,327,029

**B. Capitalization and Indebtedness**

Not applicable.

**C. Reasons for the Offer and Use of Proceeds**

Not applicable.

**D. Risk Factors**

We wish to caution the readers that the following important factors, and those important factors described in other reports submitted to, or filed with, the United States Securities and Exchange Commission, or the SEC, among other factors, could affect our actual results and could cause our actual results to differ materially from those expressed in any forward-looking statements made by us or on our behalf. In particular, as we are a non-U.S. company, there are risks associated with investing in ADSs that are not typical with investments in shares of U.S. companies. If any of the following risks actually occurs, our business, financial condition and results of operations would likely suffer. In such case, the trading price of our ADSs could decline, and you could lose all or part of your investment.

**Risks Related to Our Business**

*If the E-commerce market in China does not grow, or grows more slowly than we expect, demand for our services and solutions could be adversely affected.*

Continued demand from our existing and potential brand partners to use our services and solutions depends on whether E-commerce will continue to be widely accepted. While online retail has existed in China since the 1990s, only recently have large online retail companies become profitable. The long-term viability and prospects of the online retail business in China remain relatively untested. Our future results of operations will depend on numerous factors affecting the development of the E-commerce industry in China, which may be beyond our control. These factors include:

- the growth of internet, broadband, personal computer and mobile penetration and usage in China, and the rate of any such growth;
- the trust and confidence level of online retail consumers in China, as well as changes in consumers' demographics, tastes and preferences;
- whether alternative retail channels or business models that better address the needs of consumers emerge in China; and
- the development of fulfillment, payment and other ancillary services associated with online purchases.

If consumer utilization of E-commerce channels in China does not grow or grows more slowly than we expect, demand for our services and solutions would be adversely affected, our revenues would be negatively impacted and our ability to pursue our growth strategy would be compromised.

***If the complexities and challenges faced by brand partners seeking to sell online diminish, or if our brand partners increase their in-house E-commerce capabilities as an alternative to our solutions and services, demand for our solutions and services could be adversely affected.***

One of the key attractions of our solutions and services to brand partners is our ability to help address the complexities and difficulties they face in the E-commerce market in China. If the level of such complexities and difficulties declines as a result of changes in the E-commerce landscape or otherwise, or if our brand partners choose to increase their in-house support capabilities as an alternative to our E-commerce solutions and services, our solutions and services may become less important or attractive to our brand partners, and demand for our solutions and services may decline.

***Our success is tied to the success of our existing and future brand partners for which we operate brand E-commerce business.***

Our success is substantially dependent upon the success of our brand partners. As we continue to expand and optimize our brand partner base, our future success will also be tied to the success of our future brand partners. We cannot assure you that our efforts to attract new brand partners and other customers and optimize our brand partner base will be successful or will not have any material adverse impact on our business performance or results of operation. The retail business in China is intensely competitive. If our brand partners were to experience any significant decline in their online sales due to any reason, such as newly identified quality or safety issues or decreased popularity of their products, or if they were to have any financial difficulties, suffer impairment of their brands or if the profitability of, or demand for, their products decreases for any other reason, it could adversely affect our results of operations and our ability to maintain and grow our business. Our business could also be adversely affected if our brand partners' product sales, marketing, brands or retail stores are not successful or if our brand partners reduce their marketing efforts.

***If we are unable to retain our existing brand partners, our results of operations could be materially and adversely affected.***

We provide brand E-commerce service to brand partners primarily pursuant to annual and tri-annual contractual arrangements. These contracts may not be renewed or, if renewed, may not be renewed on the same or more favorable terms for us. We may not be able to accurately predict future trends in brand partners renewals, and our brand partners' renewal rates may decline or fluctuate due to factors such as level of satisfaction with our services and solutions and our fees and charges, as well as factors beyond our control, such as level of competition faced by our brand partners, their level of success in E-commerce and their spending levels.

In particular, some of our existing brand partners have had years of cooperation with us and we generated a significant portion of our net revenue through (i) the sale of products in the stores of these brands operated by us and (ii) provision of our services to these brand partners, which we collectively refer to as net revenues "related to" these brand partners in order to assess our overall business relationship with them. In 2018, net revenues related to our top two brand partners comprised approximately 23.6% and 12.8% of our total net revenues, respectively. Some of our other brand partners also contributed significantly to our total GMV while our net revenues related to them were less significant (each less than 10% of our total net revenues in 2018) as they mainly utilized our capabilities under the service fee model or consignment model and therefore we did not generate any product sales revenue related to them. However, if such a brand partner terminates or does not renew its business relationship with us, our GMV may be materially and adversely affected. In the past, some brand partners did not renew their business relationships with us and we cannot assure you that our existing brand partners will renew their business relationships with us in the future. Net revenues related to our top 10 brand partners in the aggregate comprised approximately 61.1% of our total net revenues in 2018. If some of our existing brand partners, in particular brand partners with years of cooperation with us, terminate or do not renew their business relationships with us, renew on less favorable terms or for fewer services and solutions, and we do not acquire replacement brand partners or otherwise grow our brand partner base, our results of operations may be materially and adversely affected.

Some of our existing brand partners do not allow us to sell products of, or provide similar services to, their competitors, which has restricted and may continue to restrict the development and expansion of our business. Further, with the expansion in our business, we may be subject to similar non-compete restrictions requested from existing and future brand partners. Compliance with such restrictions will limit our ability to expand our business. If we are found by these brand partners to be in violation of the non-compete restrictions, we may be subject to breach liabilities, as a result of which our financial condition and results of operations may be materially and adversely affected.

***If we fail to maintain our relationships with E-commerce channels or adapt ourselves to emerging E-commerce channels, or if E-commerce channels otherwise curtail or inhibit our ability to integrate our solutions with their channels, our solutions would be less appealing to existing and potential brand partners.***

We generate a substantial majority of our revenues from the solutions we provide on E-commerce channels, including marketplaces, social media, mobile channels and other emerging E-commerce channels. These E-commerce channels have no obligation to do business with us or to allow us to have access to their channels in the long term. If we fail to maintain our relationships with these channels, they may decide at any time and for any reason to significantly curtail or inhibit our ability to integrate our solutions with their channels.

Additionally, these channels may decide to make significant changes to their respective business models, policies, systems or plans, and those changes could impair or inhibit our ability or our partners' ability to use our solutions to sell their products on those channels, or may adversely affect the amount of GMV that our partners can sell on those channels, or otherwise reduce the desirability of selling on those channels. Further, any of these channels could decide to acquire capabilities that would allow them to compete with us. If we are unable to adapt to new E-commerce channels as they emerge, our solutions may be less attractive to our partners. Any of these developments could have a material adverse effect on our results of operations.

***We rely on the success of certain E-commerce channels such as Tmall.***

A substantial majority of our GMV is derived from merchandise sold or services rendered on Tmall. If E-commerce channels such as Tmall are not successful in attracting consumers or their reputations are adversely affected for whatever reasons, our brand partners may cease to sell their products on these channels. As our results of operations rely on the solutions we provide on these E-commerce channels, a decrease in the use of these channels would reduce demands for our services, which would adversely affect our business and results of operations.

***We rely in part on a pricing model under which a variable portion of the revenues we generate from our brand partners is based upon the amount of GMV, and any change in that model may adversely affect our financial results.***

We have adopted a pricing model under which a negotiated portion of the revenues we generate from our brand partners is variable based on GMV generated through the partner's online stores that we operate. If that GMV were to decline, does not grow as expected or if our partners demand pricing terms that do not provide for variability based on the value of purchases transacted and settled on the stores operated by us, our revenue, profitability and business prospects may be adversely affected.

In addition, the ratio of our revenues as a percentage of GMV generated through the partners' online stores that we operate could vary as their bargaining power increases, which could adversely affect our financial results. We also intend to focus on quality GMV categories with higher ratio of our revenues as a percentage of GMV generated through the partners' online stores that we operate, however, there is no guarantee that we will successfully achieve this and failure of such could adversely affect our financial results.

***We may not be able to compete successfully against current and future competitors.***

We face intense competition in the market for brand E-commerce solutions and services, and we expect competition to continue to intensify in the future. Increased competition may result in reduced pricing for our services and solutions or a decrease in our market share, any of which could negatively affect our ability to retain existing brand partners and attract new brand partners, our future financial and operating results, and our ability to grow our business.

A number of competitive factors could cause us to lose potential sales or to sell our services and solutions at lower prices or at reduced profitability, including:

- Potential brand partners may choose to continue using or developing applications or building E-commerce teams or infrastructures in-house, rather than paying for our solutions and services;
- The E-commerce channels themselves, which typically offer, often free, software tools that allow brand partners to connect to the E-commerce channels, may decide to compete more vigorously with us;
- Competitors may adopt more aggressive pricing policies and offer more attractive sales terms, adapt more quickly to new technologies and changes in brand partners' requirements, and devote greater resources to the promotion and sales of their products and services than we can;
- Current and potential competitors may offer software that addresses one or more online channel management functions at a lower price point or with greater depth than our solutions and may be able to devote greater resources to those solutions than we can; and
- Software vendors could bundle channel management solutions with other solutions or offer such products at a lower price as part of a larger product sale.

In addition, competition may intensify as our competitors raise additional capital and as established companies in other market segments or geographic markets expand into our market segments or geographic markets. If we cannot compete successfully against our competitors, our business and our operating and financial results could be adversely affected.

***Material disruption of E-commerce channels could prevent us from providing services to our brand partners and reduce sales in stores operated by us.***

E-commerce channels could cease operations unexpectedly due to a number of events, including interruptions in telecommunication services, computer viruses and unlawful access to E-commerce channels. Any material channel downtime or disruption could prevent us from providing services to our brand partners and reduce sales in stores operated by us. Because we operate on a limited number of E-commerce channels, the adverse effects of such downtime and disruption could be significant to our operations as a whole.

***The proper functioning of our technology platform is essential to our business. Any failure to maintain the satisfactory performance of our platform could materially and adversely affect our business and reputation.***

The satisfactory performance, reliability and availability of our technology platform are critical to our success and our ability to attract and retain brand partners and provide quality customer services. Any system interruptions caused by telecommunications failures, errors encountered during system upgrades or system expansions, computer viruses, hacking or other attempts to harm our systems that result in the unavailability or slowdown of our technology platform, degraded order fulfillment performance, or additional shipping and handling costs may, individually or collectively, materially and adversely affect our business, reputation, financial condition and results of operations.

In addition, any system failure or interruption could cause material damage to our reputation and brand image if our systems are perceived to be insecure or unreliable. Our servers may also be vulnerable to computer viruses, physical or electronic break-ins and similar disruptions, which could lead to system interruptions, website slowdown or unavailability, delays or errors in transaction processing, loss of data or the inability to accept and fulfill consumers' orders. Security breaches, computer viruses and hacking attacks have become more prevalent in our industry. We have experienced in the past and may experience in the future such attacks and unexpected interruptions. We can provide no assurance that our current security mechanisms will be sufficient to protect our IT systems from any third-party intrusions, viruses or hacker attacks, information or data theft or other similar activities. Any such future occurrences could materially and adversely affect our business, reputation, financial condition and results of operations.

Additionally, we must continue to upgrade and improve our technology platform to support our business growth, and failure to do so could impede our growth. However, we cannot assure you that we will be successful in executing these system upgrades and improvement strategies. In particular, our systems may experience interruptions during upgrades, and the new technologies or infrastructures may not be fully integrated with the existing systems on a timely basis, or at all. If our existing or future technology platform does not function properly, it could cause system disruptions and slow response times, affecting data transmission, which in turn could materially and adversely affect our business, financial condition and results of operations.

***We have experienced rapid growth in recent years, and failure to manage our growth and maintain profitability could harm our business and prospects.***

We have experienced rapid growth in recent years. Our total net revenues increased from RMB1,548.4 million in 2014 to RMB5,393.0 million (US\$784.4 million) in 2018, representing a compound annual growth rate of 36.6%. However, there is no assurance that we will be able to maintain our historical growth rates in future periods. Our revenue growth may slow or our revenues may decline for many reasons, including competition, slower growth of the China retail or China online retail sales, fulfillment bottlenecks, emergence of alternative business models, changes in government policies and other general economic conditions.

Our growth has placed, and continues to place, significant strain on our management and resources. We anticipate that we will need to implement new or upgraded operational and financial systems, procedures and controls, including the improvement of our accounting and other internal management systems. We also need to expand, train, manage and motivate our workforce and manage our relationships with our partners, suppliers, third-party merchants and other service providers. To maintain profitability, we must implement such upgrades, manage our workforce cost-effectively and manage our cost of products and operating expenses. We cannot assure you that we will be able to manage our growth or maintain profitability or execute our strategies effectively, and any failure to do so may have a material adverse effect on our business and prospects. Accordingly, our historical performance may not be indicative of future operating results.

***We make investments in business initiatives that may not be successful. Any unsuccessful business initiatives could materially and adversely affect our business, financial condition and results of operations.***

Our prospects for growth depend on our ability to innovate and continue to strategize new value-added brand E-commerce service through improved technologies and on our ability to effectively commercialize such innovations. There are uncertainties related to our investments in new solutions and services. For example, in 2014, we launched our online retail platform, Maikefeng, which offers authentic and high-quality products at discounted prices through our Maikefeng mobile application. The return on our investments in new initiatives may be lower, or may develop more slowly, than we expect. If we do not achieve the benefits anticipated from these investments, or if the achievement of these benefits is delayed, our operating results may be adversely affected. For example, we recorded operating loss of RMB17.1 million, RMB55.3 million and RMB53.7 million from our then-existing Maikefeng segment in 2014, 2015 and 2016, and we scaled down the operation of our Maikefeng marketplace in 2017.

***We may not be able to recoup the capital expenditures we incur to strengthen our technology and innovation capabilities and upgrade our technology platform.***

We have invested and will continue to expend financial resources in strengthening our technology and innovation capabilities and upgrading our technology platform. For example, we established an innovation center in June 2017, which focuses on enhancing our IT capabilities and helps us shape the market by developing new systems such as cloud-based operating platforms and big data analysis tools for brand E-commerce, implementing artificial intelligence in brand E-commerce, and upgrading the current technology systems, in order to serve a wider variety of brand partners and other customers with a broader array of services. We may continue to invest in these initiatives as our business develops. However, investments in technology and innovation initiatives are inherently uncertain, and we may encounter practical difficulties in deploying or commercializing our technology and innovations. As a result, we may not be able to recover the expenditures associated with this investment, and any recovery of such expenses may take longer than expected.

***Our expansion into new product categories may expose us to new challenges and more risks.***

We currently serve brand partners in the following categories: apparel and accessories; appliances; electronics; home and furnishings; food and health products; beauty and cosmetics; fast moving consumer goods and mother and baby; and insurance and automobiles. In the future, we may provide services to brand partners in new product categories in which we have limited experience and operating history. This may make predicting our future results of operations more difficult than it otherwise would be. Our product mix also affects our revenue mix and profitability. Therefore, our past results of operations should not be taken as indicative of our future performance. If we cannot successfully manage our product mix, address new challenges and compete effectively, we may not be able to recover costs of our investments and eventually achieve profitability, and our future results of operations and growth prospects may be materially and adversely affected.

***Our results of operations are subject to fluctuations due to the seasonality of our business and other events.***

We have experienced and expect to continue to experience seasonal fluctuations in our revenues. These seasonal patterns have caused and will continue to cause fluctuations in our operating results. Our results of operations historically have been seasonal primarily because consumers increase their purchases during particular promotional activities, such as Singles Day (which is an online sales promotion event that falls on November 11 each year) and the impact of seasonal buying patterns within certain categories such as apparel. In addition, we generally experience a lower level of sales activity in the first quarter due to the Chinese New Year holiday, during which consumers generally spend less time shopping online and businesses in China are generally closed.

In anticipation of increased sales activity during peak seasons, we increase our inventory levels and incur additional expenses such as by hiring a significant number of temporary employees to supplement our permanent staff. If our seasonal revenues are below expectations, our operating results could be below the expectations of securities analysts and investors. Due to the nature of our business, it is difficult to predict the impact of this seasonality on our business and financial results. In the future, our seasonal sales patterns may become more pronounced, may strain our personnel, customer service operations, fulfillment operations and shipment activities and may cause a shortfall in revenues compared to expenses in a given period. As a result, the trading price of our ADSs may fluctuate from time to time due to seasonality.

In addition, if too many consumers access the online stores operated by us within a short period of time due to increased promotions or other demand surges, we may experience system interruptions that make such online stores unavailable or prevent us from transmitting orders to our fulfillment operations, which may reduce the volume of transactions in the stores that we operate as well as the attractiveness of such online stores to consumers. In anticipation of increased sales activity during peak seasons, we and our brand partners increase our inventory levels. If we and our brand partners do not increase inventory levels for popular products in sufficient amounts or are unable to restock popular products in a timely manner, we and our brand partners may fail to meet customer demand which could reduce the attractiveness of such online stores. Alternatively, if we overstock products, we may be required to take significant inventory markdowns or write-offs, which could reduce profits. Either of these outcomes may lead our customers to reduce their engagement with us.

***Our investments in other entities may not be successful and we may incur significant losses as a result.***

We have made investments in third parties that are complementary to our business and operations. We may pursue strategic alliances or joint ventures and potential strategic acquisitions that are complementary to our business and operations, including opportunities that can help us promote our solutions to new brand partners, expand our service offerings and improve our technology infrastructure. Strategic alliances or joint ventures with third parties could subject us to many risks, including risks associated with sharing proprietary information, non-performance or default by counterparties, and increased expenses in establishing these new alliances, any of which may materially and adversely affect our business. We may have little ability to control or monitor the actions of our strategic partners. To the extent a strategic partner suffers any negative publicity as a result of its business operations, our reputation may be negatively affected by virtue of our association with such party.

We may not be successful in achieving the strategic objective upon which any given investment or joint venture is premised, and we could lose all or part of our investment. For example, we recorded a net loss of RMB0.6 million on our investment in Automoney Inc., an automobile performance solution provider in the PRC which we jointly established with an unrelated party investor, in 2015. We recorded impairment loss of investments of RMB6.2 million and RMB9.0 million (US\$1.3 million) in 2017 and 2018, respectively. We may be required to perform impairment assessment and recognize impairment loss on any of our other investments in the future. Any such losses may have a material adverse effect on our results of operations, and in particular, our net income or loss.

***We must comply with certain financial and other covenants under the terms of our debt instruments and the failure to do so may put us in default under those instruments.***

Some of our loan agreements include financial covenants and broad default provisions. The financial covenants such as net asset value and leverage ratio, in general, govern our existing debt and debt we may incur in the future. These covenants could limit our ability to plan for or react to market conditions or to meet our capital needs in a timely manner and complying with these covenants may require us to curtail some of our operations and growth plans, or seek waivers or consents from our creditors. In addition, any global or regional economic deterioration may cause us to incur significant net losses or force us to assume considerable liabilities, which would adversely impact our ability to comply with the financial and other covenants of our outstanding loans. If our creditors refuse to grant waivers for any non-compliance with these covenants, such non-compliance will constitute an event of default which may accelerate the amounts due under the applicable loan agreements. Some of our loan agreements also contain cross-default clauses, which could enable creditors under our debt instruments to declare an event of default should there be an event of default on our other loan agreements.

Although we are currently in compliance with our existing financial and other covenants under the terms of our debt instruments, we cannot assure you that we will be able to remain in compliance with those covenants in the future. We may not be able to cure future violations or obtain a waiver on a timely basis in order to avoid a default. An event of default under any agreement governing our existing or future debt, if not cured by us or waived by our creditors, could have a material adverse effect on our liquidity and capital resources, financial condition and results of operations. Our business relationships with our creditors may not be sustained, which may adversely affect our business, financial condition and results of operations.

***We may fail to expand effectively to international markets.***

We have expanded and plan to continue to expand our business internationally, which may cause our business to be susceptible to international business risks and challenges. International operations are subject to many special risks and challenges that could adversely affect our business, such as compliance with international legal and regulatory requirements and managing fluctuations in currency exchange rates. We cannot assure you that our various international expansion efforts will be completed as planned or achieve the intended results. Any negative impact from our international business efforts could also negatively impact our business, operating results and financial conditions as a whole. In addition, we may face additional competition from local companies. Local companies may have a substantial competitive advantage because of their greater understanding of, and focus on, local customers.

***If we fail to manage our accounts receivable and inventories effectively, our results of operations, financial condition and liquidity may be materially and adversely affected.***

Under the distribution model, we generally grant a credit period of no more than two weeks to the customers of our products. Under the service fee model and consignment model, we normally charge service fees from our brand partners with a credit period of one month to four months. As of December 31, 2016, 2017 and 2018, our accounts receivables amounted to RMB627.8 million, RMB1,085.7 million and RMB1,547.6 million (US\$225.1 million), respectively. Our accounts receivables turnover days were 54 days, 75 days and 89 days in 2016, 2017 and 2018. The increases in the amount of our accounts receivables and the accounts receivables turnover days were due to the increase in the proportion of our revenues that is generated from services, which generally has a longer payment terms. Our inventories were RMB309.3 million, RMB382.0 million and RMB650.3 million (US\$94.6 million) as of December 31, 2016, 2017 and 2018, respectively. These increases reflected the additional inventories required to support our expanded product sales volumes.





We deploy different strategies to deal with non-seasonal and seasonal demands and make adjustments to our procurement plan in order to minimize the chance of excess unsold inventory and manage our product costs. We cannot assure you that we will be able to effectively manage our inventories and product costs. The amount and turnover days of our accounts receivables and inventories may increase in the future, which will make it more challenging for us to manage our working capital effectively and our results of operations, financial conditions and liquidity may be materially and adversely affected.

***We rely on our ability to enter into marketing and promotional arrangements with online services, search engines, and other websites to drive traffic to the stores we operate and for our other customers. If we are unable to enter into or properly maintain and manage these marketing and promotional arrangements, our ability to generate revenue could be adversely affected.***

We have entered into marketing and promotional arrangements with online services, search engines, and other websites to provide content, advertising banners and other links to our brand partners' E-commerce businesses. We expect to rely on these arrangements as significant sources of traffic to our brand partners' E-commerce businesses and to attract new brand partners. We also provide digital marketing services to our other customers. If we are unable to maintain these relationships or enter into new arrangements on acceptable terms, our ability to attract new brand partners and new customers could be harmed. Further, many of the parties with which we may have online advertising arrangements provide advertising services for other marketers of goods. As a result, these parties may be reluctant to enter into or maintain relationships with us. Failure to achieve sufficient traffic or generate sufficient revenue from purchases originating from third parties may limit our brand partners' and our ability to maintain market share and revenue and affect our profitability. Moreover, if we are unable to manage and conduct marketing and promotional activities for our clients cost-effectively, they may turn to other alternatives, reducing our revenues and potentially materially adversely affecting our business and reputation.

***We may not be able to respond to rapid changes in channel technologies or requirements.***

The E-commerce market is characterized by rapid technological changes and frequent changes in rules, specifications and other requirements for our brand partners to be able to sell their merchandise on particular channels. Our ability to retain and attract brand partners depends in large part on our ability to improve our existing solutions and introduce new solutions that can adapt quickly to these changes in channel technologies. To achieve market acceptance for our solutions, we must effectively anticipate and offer solutions that meet frequently changing channel requirements in a timely manner. If we fail to do so, our ability to renew our contracts with existing brand partners and to increase demand for our solutions will be impaired.

Our investments in innovations and new technologies, which may be significant, may not increase our competitiveness or generate financial returns in the short term, or at all, and we may not be successful in adopting and implementing new technologies, such as artificial intelligence, or AI, big data and data securities, to compete effectively. The changes and developments taking place in our industry may also require us to re-evaluate our business model and adopt significant changes to our long-term strategies and business plans. Our failure to innovate and adapt to these changes and developments would have a material adverse effect on our business, financial condition and results of operations. For example, we might not be successful in implementing innovative solutions to help our brand partners devise and execute O2O and new retail strategies to integrate their offline and online channels to provide seamless shopping experience for consumers. Even if we timely innovate and adopt changes in our strategies and plans, we may nevertheless fail to realize the anticipated benefits of such changes or even generate lower levels of revenue as a result.

***If we fail to improve and enhance the functionality, performance, reliability, design, security and scalability of our platform in a manner that responds to our brand partners' evolving needs, our business may be adversely affected.***

The markets in which we compete are characterized by constant change and innovation and we expect them to continue to evolve rapidly. Our success has been based on our ability to identify and anticipate the needs of our brand partners and design and maintain a platform that provides them with the tools they need to operate their businesses. Our ability to attract new brand partners, retain revenue from existing ones and increase sales to both new and existing ones will depend in large part on our ability to continue to improve and enhance the functionality, performance, reliability, design, security and scalability of our platform. To the extent we are not able to enhance our platform's functionality in order to maintain its utility, enhance our platform's scalability in order to maintain its performance and availability, or improve our support function in order to meet increased demands, our business, operating results and financial condition could be adversely affected.

We may experience difficulties with software development that could delay or prevent the development, introduction or implementation of new solutions and enhancements. Software development involves a significant amount of time for our research and development team, as it can take our developers months to update, code and test new and upgraded solutions and integrate them into our platform. We must also continually update, test and enhance our software platform. For example, our design team spends a significant amount of time and resources incorporating various design enhancements, such as customized colors, fonts, content and other features, into our platform. The continual improvement and enhancement of our platform requires significant investment and we may not have the resources to make such investment. Our improvements and enhancements may not result in our ability to recoup our investments in a timely manner, or at all. We may make significant investments in new solutions or enhancements that may not achieve expected returns. The improvement and enhancement of the functionality, performance, reliability, design, security and scalability of our platform is expensive and complex, and to the extent we are not able to perform it in a manner that responds to our brand partners' evolving needs, our business, operating results and financial condition will be adversely affected.

***If we and our brand partners fail to anticipate changes in consumers' buying preferences and adjust product offering and merchandising of the stores that we operate accordingly, our results of operation may be materially and adversely impacted.***

Our success depends, in part, upon our ability and our brand partners' ability to anticipate and respond to consumer trends with respect to products sold through the stores that we operate. Constantly changing consumer preferences have affected and will continue to affect the online retail industry. We must stay abreast of emerging consumer preferences and anticipate product trends that will appeal to existing and potential consumers. Our dedicated store operation teams work closely with our brand partners to manage inventory and site content of the brand stores that we operate. In order to be successful, we and our brand partners must accurately predict consumers' tastes and avoid overstocking or understocking products. If we or our brand partners fail to identify and respond to changes in merchandising and consumer preferences, sales on our brand partners' E-commerce businesses could suffer and we or our brand partners could be required to mark down unsold inventory, which could negatively impact our financial results.

***Any deficiencies in China's telecommunication infrastructure could impair our ability to provide E-commerce solutions to our brand partners and materially and adversely affect our results of operations.***

Our business depends on the performance and reliability of the telecommunication infrastructure in China. The availability of our technology platform depends on telecommunications carriers and other third-party providers for communications and storage capacity, including bandwidth and server storage, among other things. Almost all access to the internet and mobile network is maintained through state-owned telecommunication carriers under administrative control, and we obtain access to end-user networks operated by such telecommunications carriers and service providers to present our internet platform to consumers. We have experienced service interruptions in the past, which were typically caused by service interruptions at the underlying external telecommunications service providers, such as the internet data centers and broadband carriers from which we lease services. Service interruptions prevent brand partners from utilizing our technology platform, and frequent interruptions could frustrate consumers and discourage them from attempting to place orders, which could cause us and our brand partners to lose consumers and adversely affect our results of operations.

***Software failures or human errors could cause our solutions to oversell our brand partners' inventory or misprice their offerings, which would hurt our reputation and reduce demand for our services and solutions.***

Some of our brand partners rely on our solutions to automate the allocation of their inventories simultaneously across multiple online channels, as well as to ensure that their sales comply with the policies of each channel. In many instances, our personnel operate our solutions on behalf of our brand partners. In the event that our solutions do not function properly, or if there are human errors on the part of our service staff, our brand partners might inadvertently sell more inventories than they actually have in stock or make sales that violate channel policies. Overselling their inventories could force our brand partners to cancel orders at rates that violate channel policies. Errors in our software or human error could cause transactions to be incorrectly processed that would cause GMV and, as a result, our fees to be overstated. We have experienced rare instances of such errors in the past and might experience similar occurrences in the future could reduce demand for our solutions and hurt our business reputation. Brand partners could also seek recourse against us in these cases.

***Any suspension or termination of our cooperation with Cainiao may have a material and adverse effect on our business and results of operation.***

A substantial proportion of our warehousing services are delivered under our warehousing service cooperation agreement with Cainiao, a subsidiary of Alibaba Group Holding Limited, or Alibaba Group. Operations of our warehouse and cooperation with Cainiao and any third-party seller are subject to challenges that could adversely affect our business. To guarantee our performance under the cooperation agreement with Cainiao, we are required to make a performance deposit with Cainiao and it may deduct from our deposit under certain circumstances if we fail to meet specific standards. If we do not comply with the terms of the warehousing service cooperation agreement, or if it is suspended or terminated, our business operations and financial condition could be materially adversely affected.

***Any interruption in our fulfillment operations for an extended period may have an adverse impact on our business.***

Our ability to process and fulfill orders accurately depends on the smooth operation of our fulfillment and logistics network and our ability to accurately take orders from Cainiao's logistics data platform and fulfill the orders. Our fulfillment and logistics infrastructure may be vulnerable to damage caused by fire, flood, power outage, telecommunications failure, break-ins, earthquake, human error and other events. If any of our fulfillment and logistics infrastructures were rendered incapable of operations, then we may be unable to fulfill any orders. We do not carry business interruption insurance, and the occurrence of any of the foregoing risks could have a material adverse effect on our business, prospects, financial condition and results of operations.

***We depend on third-party delivery service providers to deliver products to consumers, and if they fail to provide reliable delivery services our business and reputation may be materially and adversely affected.***

We rely on third-party delivery service providers to deliver products to consumers, and any major interruptions to or failures in these third parties' delivery services could prevent the timely or successful delivery of products. These interruptions may be due to unforeseen events that are beyond our control or the control of these third-party delivery companies, such as inclement weather, natural disasters, transportation interruptions or labor unrest or shortage. If products are not delivered on time or are delivered in a damaged state, consumers may refuse to accept products and may claim refund from us or our brand partners, and brand partners may have less confidence in our services. As a result, we may lose brand partners, and our financial condition and reputation could suffer.

***Failure to effectively manage our warehouse capacity and utilization could have a material adverse effect on our business and results of operation.***

As of December 31, 2018, we operated warehouses with an aggregate gross floor area of approximately 350,000 square meters in six strategic cities, serving end customers in mainland China, Hong Kong, Macau and Taiwan. Managing these facilities is complex and our successful management of warehouse capacity and utilization is important to our profitability. Furthermore, we use a number of warehouses operated by third-party, which we may not be able to effectively manage or utilize. If we under-utilize our warehouse facilities, our costs will rise as a percentage of revenue, and if we have insufficient warehouse capacity, our revenue may not meet expectations. There can be no assurance that failure to manage our warehouse capacity and utilization will not have a material adverse effect on our business and results of operation.

***We are subject to third-party payment processing related risks.***

We accept payments using a variety of methods, including online payments with credit cards and debit cards issued by major banks in China, payment through third-party online payment platforms such as Alipay and WeChat Pay, and payment on delivery. For certain payment methods, including credit and debit cards, we pay interchange and other fees, which may increase over time and raise our operating costs and lower our profitability. We may also be subject to fraud and other illegal activities in connection with the various payment methods we offer, including online payment and payment on delivery options. We are also subject to various rules, regulations and requirements, regulatory or otherwise, governing electronic funds transfers, which could change or be reinterpreted to make it difficult or impossible for us to comply. If we fail to comply with these rules or requirements, we may be subject to fines and higher transaction fees and lose our ability to accept credit and debit card payments from consumers, process electronic funds transfers or facilitate other types of online payments, and our business, financial condition and results of operations could be materially and adversely affected.

***If we are unable to provide high-quality customer service, our business and results of operations may be materially and adversely affected.***

We depend on our online customer service representatives in our customer service center to provide live assistance to online shoppers. If our online customer service representatives fail to satisfy the individual needs of customers, our brand partners' sales could be negatively affected, and we may lose potential or existing brand partners, which could have a material adverse effect on our business, financial condition and results of operations. In addition, our business generates and processes a large amount of data, and the improper use or disclosure of such data could harm our reputation as well as have a material adverse effect on our business and prospects.

***Negative publicity, including negative internet postings, about us, our Baozun brand, management, brand partners and product offerings may have a material adverse effect on our business, reputation and the trading price of our ADSs.***

Negative publicity about us, our Baozun brand, management, brand partners and product offerings may arise from time to time. Negative comments about the stores operated by us, products offered in such stores, our business operation and management may appear in internet postings and other media sources from time to time and we cannot assure you that other types of negative publicity of a more serious nature will not arise in the future. For example, if our customer service representatives fail to satisfy the individual needs of our consumers, our consumers may become disgruntled and disseminate negative comments about our product offerings and services. In addition, our brand partners may also be subject to negative publicity for various reasons, such as consumers' complaints about the quality of their products and related services or other public relation incidents of such brand partners, which may adversely affect the sales of products of these brand partners in the stores operated by us and indirectly affect our reputation.

Moreover, negative publicity about other online retailers or E-commerce service providers in China may arise from time to time and cause consumers to lose confidence in the products and services we offer. Any such negative publicity, regardless of veracity, may have a material adverse effect on our business, our reputation and the trading price of our ADSs.

***If counterfeit products are sold in the stores we operate or the platform we operated, our reputation and financial results could be materially and adversely affected.***

We represent reputable brands, and we source goods from our brand partners directly or through third party procurement agents authorized by our brand partners. However, their measures of safeguarding against counterfeit products sold through E-commerce may not be adequate. Although we have indemnity clauses in most of our contracts with our brand partners, sales could decline and we may suffer reputational harm. We may be subject to sanctions under applicable laws and regulations if we are deemed to have participated or assisted in infringement activities associated with counterfeit goods, which may include injunctions to cease infringing activities, rectification, compensation, administrative penalties and even criminal liability, depending on the gravity of such misconduct. Furthermore, counterfeit products may be defective or inferior in quality as compared to authentic products and may pose safety risks to consumers. If consumers are injured by counterfeit products sold through the stores we operate or the platform we operated, we may be subject to lawsuits, severe administrative penalties and criminal liability. We believe our reputation is extremely important to our success and our competitive position. The discovery of counterfeit products sold through the stores we operate or the platform we operated may severely damage our reputation among brand partners, and they may refrain from using our services in the future, which would materially and adversely affect our business operations and financial results.

***Any lack of requisite approvals, licenses or permits applicable to our business or failure to comply with PRC laws and regulations may have a material and adverse impact on our business, financial condition and results of operations.***

Our business is subject to supervision and regulation by relevant PRC government authorities, including without limitation the Ministry of Commerce, or the MOFCOM, the Ministry of Industry and Information Technology, or the MIIT, the State Administration for Market Regulation, or the SAMR, a new governmental agency to take over, among others, the State Administration for Industry and Commerce, or the SAIC, and the State Food and Drug Administration. These government authorities promulgate and enforce regulations that cover many aspects of online retailing and distribution of products such as food and medical devices, including scope of permitted business activities, licenses and permits for business operation, and restriction on foreign investments. Meanwhile, the brand partners we partner with are also obliged to hold licenses and meet regulatory requirements in order to sell products themselves or through our E-commerce solutions. While we currently hold all material licenses and permits required for our business operations, we cannot assure you that we will not be required to renew these licenses and permits upon their expiration or to expand the current business scope of these licenses and permits or to obtain new licenses or permits in the future as a result of our business expansion, change in our business operations or change in laws and regulations applicable to us.

As E-commerce business via internet and mobile network is still evolving in China, new laws and regulations may be adopted from time to time, and substantial uncertainties exist regarding interpretation and implementation of current and future PRC laws and regulations applicable to our business operations. We cannot assure you that our current business activities will not be found in violation of any future laws and regulations or any of the laws and regulations currently in effect due to changes in the relevant authorities' interpretation of these laws and regulations. For example, the MIIT released the new Classified Catalog of Telecommunications Services, or the Telecommunication Catalog, on December 29, 2015, which came into effect on March 1, 2016 and specifies that information services provided through mobile networks are recognized as internet information services, and service providers, like operators of mobile application stores, will be required to meet certain qualifications, including obtaining an ICP license covering internet information services rendered through mobile network. In addition, according to the Telecommunication Catalog and other MIIT rules, operating a marketplace platform that connects sellers and buyers is categorized as online data processing and transaction processing services, and therefore such service providers are required to obtain a value-added telecommunication license covering online data processing and transaction processing services. Our consolidated VIE, Shanghai Zunyi, has obtained an ICP license covering domestic call center services and internet information services, and we also currently hold an operating license for online data processing and transaction processing business (operational E-commerce) through our PRC subsidiary, Shanghai Baozun. With the expansion of our business in the future, we may be required to obtain other required license or expand the current scope of our licenses we hold to cover internet information services rendered through mobile networks or to cover other scopes such as online data processing and transaction processing service that may be required by the government authorities from time to time.

If we fail to adapt to any new regulatory requirement or any competent government authority considers that we operate our business operation without any requisite license, permit or approval, or otherwise fails to comply with applicable regulatory requirements, we may be subject to administrative actions and penalties against us, including fines, confiscation of our incomes, revocation of our licenses or permits, or, in severe cases, cessation of certain business. In addition, if our brand partners are found by government authorities to have operated their business through us without requisite approvals, licenses or permits or otherwise to be in violation of applicable laws and regulations, they may be ordered to take rectification actions. Any of these actions may have a material and adverse effect on our business, financial condition and results of operations.

***Our leased property interests and title with respect to certain land and buildings we may acquire may be defective and our right to lease and use the properties affected by such defects may be challenged, or we may fail to extend or renew our current leases or locate desirable alternatives for our facilities on commercially acceptable terms, which could cause significant disruption to our business.***

We leased 18 premises in Mainland China, Hong Kong and Taiwan for our offices, customer service center and warehouses as of December 31, 2018. Some of the lessors of these leases have not provided us with sufficient documents to prove their ownership of the premises or their rights to lease the premises to us for our intended use. We may not be able to maintain such leases if the lessors are not legal owners of the properties or do not have competent authorizations from the legal owners of the properties or have not obtained requisite governmental approvals in respect of our leases. In addition, we cannot assure you that we will be able to successfully extend or renew our leases upon expiration of the current term or locate desirable alternatives for our facilities on commercially reasonable terms or at all, and may therefore be forced to relocate our affected operations. In addition, we may acquire certain land use right and titles in the relevant buildings for business operation purposes from time to time. For example, we have acquired the land use right and title to the buildings located in Suzhou, China. Our use of the land and buildings we acquired may not be consistent with their approved usage, and some approvals, licenses and permits may be yet to be obtained for the construction and continuous use of such buildings. We cannot assure that we will be able to successfully remedy the defects or obtain all the requisite approvals, licenses or permits. These could disrupt our operations and result in significant relocation expenses, which could adversely affect our business, financial condition and results of operations. In addition, we compete with other businesses for premises at certain locations or of desirable sizes. As a result, even though we could extend or renew our leases, rental payments may significantly increase as a result of the high demand for the leased properties. In addition, we may not be able to locate desirable alternative sites for our facilities as our business continues to grow and failure in relocating our affected operations could adversely affect our business and operations.

***We may be subject to product liability claims that could be costly and time-consuming.***

We sell products manufactured by third parties, some of which may be defective. If any product that we sell were to cause personal injury or injury to property, the injured party or parties could bring claims against us as the retailer of the product. These claims will not be covered by insurance as we do not maintain any product liability insurance. Similarly, we could be subject to claims that consumers of the online stores operated by us were harmed due to their reliance on our product information, product selection guides, advice or instructions. If a successful claim were brought against us, it could adversely affect our business. We may have the right under applicable laws, rules and regulations to recover from the relevant brand partners', manufacturers' or distributors' compensation that we are required to make to consumers or end users in connection with a product liability, personal injury or a similar claim, if such relevant party is found responsible. However, there can be no assurance that we will be able to recover all or any amounts from these parties. We have historically encountered some call back of the products sold to consumers through our online store due to defective products, which has caused adverse effect on our operations. Any future product liability claim or large scale of call back due to defective products discovered, regardless of its merit or success, could result in the expenditure of funds and management time and adverse publicity and could have a negative impact on our business and financial condition.

***We depend on key management as well as experienced and capable personnel generally, and any failure to attract, motivate and retain our staff could severely hinder our ability to maintain and grow our business.***

Our future success is significantly dependent upon the continued service of our key executives and other key employees. If we lose the services of any member of management or key personnel, we may not be able to locate suitable or qualified replacements, and may incur additional expenses to recruit and train new staff, which could severely disrupt our business and growth.

Competition for talent in the PRC E-commerce industry is intense, and the availability of suitable and qualified candidates in China is limited. Competition for these individuals could cause us to offer higher compensation and other benefits to attract and retain them. Even if we were to offer higher compensation and other benefits, there is no assurance that these individuals will choose to join or continue to work for us. Any failure to attract or retain key management and personnel could severely disrupt our business and growth.

***If we are unable to recruit, train and retain qualified personnel or sufficient workforce while controlling our labor costs, our business may be materially and adversely affected.***

Our future success depends, to a significant extent, on our ability to recruit, train and retain qualified personnel, particularly technical, fulfillment, marketing and other operational personnel with experience in the E-commerce industry. Since our industry is characterized by high demand and intense competition for talent and labor, we can provide no assurance that we will be able to attract or retain qualified staff or other highly skilled employees that we will need to achieve our strategic objectives. Particularly, our fulfillment infrastructure is labor intensive and requires a substantial number of blue-collar workers, and these positions tend to have higher than average turnover. As of December 31, 2018, we employed a total of 797 logistics personnel. We may hire additional employees in connection with the strengthening of our fulfillment capabilities. We have observed an overall tightening of the labor market and an emerging trend of shortage of labor supply. Failure to obtain stable and dedicated warehousing, delivery and other labor support may lead to underperformance of these functions and cause disruption to our business. Labor costs in China have increased with China's economic development, particularly in the large cities where we operate our fulfillment centers and more generally in the urban areas where we maintain our delivery and pickup stations. It is also costly to employ qualified personnel who have the knowledge and experience of working with leading global brands. In addition, our ability to train and integrate new employees into our operations may also be limited and may not meet the demand for our business growth on a timely fashion, or at all, and rapid expansion may impair our ability to maintain our corporate culture.

***Increases in labor costs or restrictions in the supply of labor in China may materially and adversely affect our business, financial condition and results of operations.***

We currently use workers dispatched by third-party labor service agents to provide customer service and perform fulfillment function. As of December 31, 2018, approximately 4.4% of our work force was dispatched by third-party labor service agents. According to the Interim Provisions on Labor Dispatch, or the Labor Dispatch Provisions, issued in January 2014 and became effective on March 1, 2014, the number of dispatched contract workers hired by an employer shall not exceed 10% of the total number of its work force. Though our current number of the dispatched contract workers does not exceed the statutory limit, we cannot assure you that our labor dispatch arrangement will always comply with relevant labor regulations in the future. In addition, under the Labor Contract Law amended on December 28, 2012, labor dispatch is only allowed to apply to provisional, auxiliary or substitutive positions. As such, we may need to adjust our staffing arrangements which may result in an increase in our labor cost.

As of the date of this annual report, we have not received any warning or notice of potential negative action by relevant labor authorities regarding our labor dispatch arrangement. However, if we are found to be in violation of the rules regulating dispatched contract workers, we may be ordered to rectify the noncompliance by entering into written employment contracts with our dispatched contract workers, and if we fail to rectify within the time period specified by the labor authority, we may be subject to a penalty ranging from RMB5,000 (US\$727) to RMB10,000 (US\$1,454) per dispatched worker.

***Our business generates and processes a large amount of data, and the improper use or disclosure of such data could harm our reputation as well as have a material adverse effect on our business and prospects.***

Our business generates and processes a large quantity of personal, transaction, demographic and behavioral data. We face risks inherent in handling and protecting large volumes of data. In particular, we face challenges relating to data derived from transactions and other activities on our platform, including:

- protecting data in and hosted on our system, including against attacks on our system by outside parties or fraudulent behavior or improper use by our employees;
- addressing data privacy, security and other concerns; and
- complying with applicable laws, rules and regulations relating to the collection, use, disclosure or security of personal information, including any requests from regulatory and government authorities relating to such data.

Significant capital and other resources may be required to protect against information security breaches or to alleviate problems caused by such breaches or to comply with our privacy policies or privacy-related legal obligations. The resources required may increase over time as the methods used by hackers and others engaged in online criminal activities are increasingly sophisticated and constantly evolving. Any failure or perceived failure by us to prevent information security breaches or to comply with privacy policies or privacy-related legal obligations, or any compromise of security that results in the unauthorized release or transfer of personally identifiable information or other customer data, could cause our customers to lose trust in us and could expose us to legal claims. Any perception by the public that online transactions or the privacy of user information are becoming increasingly unsafe or vulnerable to attacks could inhibit the growth of online retail and other online services generally.

The PRC regulatory and enforcement regime with regard to data security and data protection is evolving. On July 1, 2015, the National People's Congress Standing Committee promulgated the National Security Law, or the New National Security Law, which took effect on the same date and replaced the former National Security Law promulgated in 1993. The New National Security Law covers various types of national security including technology security and information security. According to the New National Security Law, the state shall ensure that the information system and data in important areas are secure and controllable. In addition, according to the New National Security Law, the state shall establish national security review and supervision institutions and mechanisms, and conduct national security reviews of key technologies and IT products and services that affect or may affect national security. In particular, we are legally obligated under the New National Security Law to safeguard national security by, for example, providing evidence related to activities endangering national security, providing convenience and assistance for national security work, and providing necessary support and assistance for national security institutions, public security institutions as well as military institutions. As such, we may have to provide data to PRC government authorities and military institutions for compliance with the New National Security Law, which may increase our expenses and subject us to negative publicity that could harm our reputation with users and negatively affect the trading price of our ADSs. There are uncertainties on how the New National Security Law will be implemented in practice. PRC regulators, including the National People's Congress Standing Committee, the MIIT and the Cyberspace Administration, have been increasingly focused on regulation in the areas of data security and data protection. For example, the National People's Congress Standing Committee promulgated the Cybersecurity Law on November 7, 2016, which became effective on June 1, 2017, and strengthens the administration on cyber security. See "—Substantial uncertainties exist with respect to China's Cybersecurity Law and the impact it may have on our business operations." We expect that these areas will receive greater attention and focus from regulators, as well as attract public scrutiny and attention going forward. This greater attention, scrutiny and enforcement, including more frequent inspections, could increase our compliance costs and, subject us to heightened risks and challenges associated with data security and protection. If we are unable to manage these risks, our reputation and results of operations could be materially and adversely affected.

As we expand our operations, we will be subject to additional laws in other jurisdictions where our brand partners, consumers and other customers are located. The laws, rules and regulations of other jurisdictions may be at a more mature stage of development, be more comprehensive and nuanced in their scope, and impose more stringent or conflicting requirements and penalties than those in China, compliance with which could require significant resources and costs. Any failure, or perceived failure, by us to comply with our privacy policies or with any regulatory requirements or privacy protection-related laws, rules and regulations could result in proceedings or actions against us by governmental entities or others. These proceedings or actions could subject us to significant penalties and negative publicity, require us to change our business practices, increase our costs and severely disrupt our business.

***Substantial uncertainties exist with respect to China's Cybersecurity Law and the impact it may have on our business operations.***

China's Cybersecurity Law, which took effect in 2017, requires network operators in the PRC to take actions to prevent security attacks and data loss, including data classification and backup and encryption. The Cybersecurity Law specifies requirements on user information protection applicable to network operators, who are prohibited from disclosing without permission or selling individual information with limited exceptions. When network operators become aware of any information that is prohibited by laws and administrative regulations, they are required to immediately cease transmission of such information, and take measures such as deletion of relevant information to prevent its dissemination. Operators must maintain a record of these incidents when they occur and report them to the relevant authorities, who may also request for such reports. Where any prohibited information comes from outside the territory of China, the authorities may additionally request that all relevant institutions take measures to stop the flow of such prohibited information.

We may be deemed a "network operator" and thus subject to the requirements of the Cybersecurity Law. Furthermore, if we are deemed to be an operator of critical information infrastructure, we may be subject to higher standards. There remains high uncertainty in the interpretation and enforcement of the law. In particular, due to lack of details on the implementation of the Cybersecurity Law, we cannot assure you that we would be able to comply with the requirements in a timely manner. Failure to comply with the requirements may lead to fines, revocation of business permits or licenses and other sanctions.

Finally, we procure equipment or software for storage, encryption and decryption from time to time. It remains unclear whether such equipment or software will fall into the category of the so-called “critical network equipment” or “dedicated network security products” due to lack of criteria or standards in the Cybersecurity Law. As such, we cannot assure that the equipment and software we have procured or may procure in the future comply with the requirements, and we may incur additional costs to comply with the requirements.

***We may not be able to adequately protect our intellectual property rights.***

We rely on a combination of trademark, fair trade practice, patent, copyright and trade secret protection laws in China and other jurisdictions, as well as confidentiality procedures and contractual provisions, to protect our intellectual property rights. We also enter into confidentiality agreements with our employees and any third parties who may access our proprietary information, and we rigorously control access to our proprietary technology and information.

Intellectual property protection may not be sufficient in China or other countries in which we operate. Confidentiality agreements may be breached by counterparties, and there may not be adequate remedies available to us for any such breach. Accordingly, we may not be able to effectively protect our intellectual property rights or to enforce our contractual rights in China or elsewhere. In addition, policing any unauthorized use of our intellectual property is difficult, time-consuming and costly and the steps we have taken may be inadequate to prevent the misappropriation of our intellectual property. In the event that we resort to litigation to enforce our intellectual property rights, such litigation could result in substantial costs and a diversion of our managerial and financial resources. We can provide no assurance that we will prevail in such litigation. In addition, our trade secrets may be leaked or otherwise become available to, or be independently discovered by, our competitors. Any failure in protecting or enforcing our intellectual property rights could have a material adverse effect on our business, financial condition and results of operations.

***We may be accused of infringing intellectual property rights of third parties and violating content restrictions of relevant laws.***

Third parties may claim that the technology or content used in our operation of online stores or our service offerings infringe upon their intellectual property rights. We have been in the past subject to non-material legal proceedings and claims relating to infringement of the intellectual property rights of others. The possibility of intellectual property claims against us increases as we continue to grow, particularly internationally. Such claims, whether or not having merit, may result in our expenditure of significant financial and management resources, injunctions against us or payment of damages. We may need to obtain licenses from third parties who allege that we have infringed their rights, but such licenses may not be available on terms acceptable to us or at all. These risks have been amplified by the increase in the number of third parties whose sole or primary business is to assert such claims. In addition, we have registered or are in the process of registering some marks we used for our business but some of our applications have been or may be rejected by the governmental authority. As some third parties have already registered or may register the trademarks which are similar to the marks we used in our business, infringement claims may be asserted against us, and we cannot assure you that a government authority or a court will hold the view that such similarity will not cause confusion in the market. In this case, we may be required to explore the possibility of acquiring these trademarks from, or entering into exclusive licensing agreements with the third parties, which will cause us to incur additional costs.

China has enacted laws and regulations governing internet access and the distribution of products, services, news, information, audio-video programs and other content through the internet. The PRC government has prohibited the distribution of information through the internet that it deems to be in violation of PRC laws and regulations. If any of the information disseminated through the online stores operated by us were deemed by the PRC government to violate any content restrictions, we would not be able to continue to display such content and could become subject to penalties, including confiscation of income, fines, suspension of business and revocation of required licenses, which could materially and adversely affect our business, financial condition and results of operations.

The outcome of any claims, investigations and proceedings is inherently uncertain, and in any event defending against these claims could be both costly and time-consuming, and could significantly divert the efforts and resources of our management and other personnel. An adverse determination in any such litigation or proceedings could cause us to pay damages, as well as legal and other costs, limit our ability to conduct business or require us to change the manner in which we operate.



***Our ability to raise capital in the future may be limited, and our failure to raise capital when needed could prevent us from growing.***

We may in the future be required to raise capital through public or private financing or other arrangements. Such financing may not be available on acceptable terms, or at all, and our failure to raise capital when needed could harm our business. Additional equity financing may dilute the interests of our shareholders, and debt financing, if available, may involve restrictive covenants and could restrict our operational flexibility and reduce our profitability. Our ability to obtain additional financing in the future is subject to many uncertainties, including our future financial condition, results of operations, cash flows, trading price of our ADSs, liquidity of international capital and lending markets and PRC governmental regulations over foreign investment and cross-border financing and the Internet industry in the PRC. For example, the National Development and Reform Commission of China, or the NDRC, has issued a number of rules requiring filing with the NDRC of foreign debt issuance since September 2015. In May 2016, the NDRC also specifically required offshore incorporated companies directly or indirectly controlled by PRC domestic enterprises, and although not explicitly required by statute, individual PRC residents, to complete filings with the NDRC before pricing and closing of any offshore debt issuance. Pursuant to the Notice of the National Development and Reform Commission and the Ministry of Finance on Improving the Market Restraint Mechanism and Strictly Preventing Foreign Debt Risks and Local Debt Risks effective in May 2018, among others, enterprises that plan to borrow medium-term and long-term foreign debts shall establish and improve a sound and standardized corporate governance structure, management and decision-making mechanisms and financial management rules and properly disclosure relevant information. We may be considered as an offshore incorporated company indirectly controlled by individual PRC residents and thus our issuance of foreign debt issuance may be subject to these requirements. If we cannot raise funds on acceptable terms, we may not be able to grow our business or respond to competitive pressures.

***We may not have sufficient insurance coverage.***

We have obtained insurance to cover certain potential risks, such as property damage. However, insurance companies in China offer limited business insurance products. As a result, we may not be able to acquire any insurance for certain types of risks such as business liability or service disruption insurance for our operations in China, and our coverage may not be adequate to compensate for all losses that may occur, particularly with respect to loss of business or operations. We do not maintain business interruption insurance or product liability insurance, nor do we maintain key-man life insurance. This could leave us exposed to potential claims and losses. Any business disruption, litigation, regulatory action, outbreak of epidemic disease or natural disaster could also expose us to substantial costs and diversion of resources. We cannot assure you that our insurance coverage is sufficient to prevent us from any loss or that we will be able to successfully claim our losses under our current insurance policy on a timely basis, or at all. If we incur any loss that is not covered by our insurance policies, or the compensated amount is significantly less than our actual loss, our business, financial condition and results of operations could be materially and adversely affected.

***The financial soundness of financial institutions with which we place our cash and cash equivalents could affect our financial conditions, business and result of operations.***

We place our cash and cash equivalents with financial institutions, which include (i) banks incorporated in China, which are all authorized to operate banking business by China Banking Regulatory Commission and other relevant agencies, and (ii) overseas financial institutions regulated by competent regulatory authorities in their relevant jurisdictions such as Hong Kong. On February 17, 2015, the State Council promulgated the Deposit Insurance Regulation, which requires banks registered within China to provide deposit insurance to depositors. However, pursuant to the Deposit Insurance Regulation, the insurance provided by the banks has a coverage limit of RMB500,000 (US\$72,722). Any deterioration of financial soundness of these banks or financial institutions or any failure of such deposit insurance to fully cover our bank deposits would cause credit risks to our cash and cash equivalents placed with them and thus could have a material adverse effect on our financial conditions, business and results of operations.

***A severe or prolonged downturn in the global or Chinese economy could materially and adversely affect our business and our financial condition.***

The global macroeconomic environment is facing challenges along with uncertainties over the impact of Brexit and ongoing trade disputes and tariffs. Our business and operations are primarily based in China and substantially all of our revenues are derived from our operations in China. Accordingly, our financial results have been, and are expected to continue to be, affected by the economy and E-commerce industry in China. Although the economy in China has grown significantly in the past decades, it still faces challenges. The Chinese economy has slowed down in recent years. According to the National Bureau of Statistics of China, China's gross domestic product growth was 6.6% in 2018. There have been concerns about the tensions in the relationship between China and other countries, including surrounding Asian countries, which may potentially lead to foreign investors closing down their business or withdrawing their investment in China and thus exiting the China market, and other economic effects. In addition, there have been concerns on the relationship between China and the U.S. following rounds of tariffs imposed by the U.S. and retaliatory tariffs imposed by China. It is unclear whether these challenges and uncertainties will be contained or resolved, and what effects they may have on the global political and economic conditions in the long term. Economic conditions in China are sensitive to global economic conditions, as well as changes in domestic economic and political policies and the expected or perceived overall economic growth rate in China. Any prolonged slowdown in the global or Chinese economy may have a negative impact on our business, results of operations and financial condition, and continued turbulence in the international markets may adversely affect our ability to access the capital markets to meet liquidity needs.

***Our growth and profitability depend on the overall economic and political conditions and level of consumer confidence and spending in China.***

Our business, financial condition and results of operations are sensitive to changes in overall economic and political conditions that affect consumer spending in China. For example, changes to trade policies, treaties and tariffs in China, or the perception that these changes could occur, could adversely affect the financial and economic conditions in China, as well as our financial condition and results of operations. The U.S.-China trade tension may impact tariff of products imported by our brand partners, which could impact the pricing of their products and in turn adversely affect our business, financial condition, and results of operations.

In addition, the retail industry is highly sensitive to general economic changes. Many factors outside of our control, including inflation and deflation, interest rates, volatility of equity and debt securities markets, taxation rates, employment and other government policies can adversely affect consumer confidence and spending. The domestic and international political environments, including trade disputes, political turmoil or social instability, may also adversely affect consumer confidence and spending, which could in turn adversely affect our business, financial condition, and results of operations.

***Any occurrence of a natural disaster, health epidemic or similar development could have a material adverse effect on our business.***

Our business could be materially adversely affected by natural disasters, such as earthquakes or floods, widespread health epidemics, acts of terrorism, environmental accidents, power or communication interruptions. Such developments in China or elsewhere could disrupt our business and operations, cause a temporary closure of facilities we use for our operations, and have a material adverse effect on our business, financial condition and results of operations.

***If we fail to maintain an effective system of internal control over financial reporting, our ability to produce accurate financial statements on a timely basis or prevent fraud could be impaired.***

We are required to maintain an effective system of internal control over financial reporting. We have concluded that our internal control over financial reporting was effective as of December 31, 2018, but we cannot assure you that in the future we will not identify material weaknesses in our internal control over financial reporting. In addition, because of the inherent limitations of internal control over financial reporting, including the possibility of collusion or improper management override of controls, material misstatements due to error or fraud might not be prevented or detected on a timely basis. As a result, if we fail to maintain effective internal control over financial reporting or should we be unable to prevent or detect material misstatements due to error or fraud on a timely basis, investors could lose confidence in the reliability of our financial statements, which in turn could harm our business, results of operations and negatively impact the market price of our ADSs, and harm our reputation. Furthermore, we have incurred and expect to continue to incur considerable costs and to use significant management time and the other resources to comply with these reporting requirements.

***The audit report included in this annual report is prepared by an independent registered public accounting firm that is not inspected by the PCAOB and, as a result, you are deprived of the benefits of such PCAOB oversight.***

Our independent registered public accounting firm, as an auditor of companies that are traded publicly in the United States and a firm registered with the Public Company Accounting Oversight Board (United States), or the PCAOB, is required by U.S. law to undergo regular inspections by the PCAOB to assess its compliance with the laws of the United States and professional standards. Because our auditor is located in the Peoples' Republic of China, a jurisdiction where the PCAOB is currently unable to conduct inspections without the approval of the Chinese authorities, our auditor is not currently inspected by the PCAOB. On December 7, 2018, the SEC and the PCAOB issued a joint statement highlighting continued challenges faced by the U.S. regulators in their oversight of financial statement audits of U.S.-listed companies with significant operations in China. The joint statement reflects a heightened interest in an issue that has vexed U.S. regulators in recent years. However, it remains unclear what further actions the SEC and PCAOB will take to address the problem.

PCAOB inspections of other independent registered public accounting firms outside of China have sometimes identified deficiencies in those firms' audit procedures and quality control procedures, allowing those deficiencies to be addressed to improve future audit quality. The unavailability of PCAOB inspections for audit firms in China prevents the PCAOB from regularly evaluating our auditor's audits and its quality control procedures, potentially depriving investors of the benefits of PCAOB inspections.

The inability of the PCAOB to conduct inspections of auditors in China makes it more difficult to evaluate the effectiveness of our auditor's audit procedures or quality control procedures as compared to auditors outside of China that are subject to PCAOB inspections. Investors may lose confidence in our reported financial information and procedures and the quality of our financial statements.

***If additional remedial measures are imposed on the Big Four PRC-based accounting firms, including our independent registered public accounting firm, in administrative proceedings brought by the SEC alleging the firms' failure to meet specific criteria set by the SEC, with respect to requests for the production of documents, we could be unable to timely file future financial statements in compliance with the requirements of the Exchange Act.***

Starting in 2011 the Chinese affiliates of the "big four" accounting firms (including our independent registered public accounting firm) were affected by a conflict between U.S. and Chinese law. Specifically, for certain U.S. listed companies operating and audited in mainland China, the SEC and the PCAOB sought to obtain from the Chinese firms access to their audit work papers and related documents. The firms were, however, advised and directed that under China law they could not respond directly to the US regulators on those requests, and that requests by foreign regulators for access to such papers in China had to be channeled through the China Securities Regulatory Commission, or the CSRC.

In late 2012 this impasse led the SEC to commence administrative proceedings under Rule 102(e) of its Rules of Practice and also under the Sarbanes-Oxley Act of 2002 against the Chinese accounting firms, (including our independent registered public accounting firm). A first instance trial of the proceedings in July 2013 in the SEC's internal administrative court resulted in an adverse judgment against the firms. The administrative law judge proposed penalties on the firms including a temporary suspension of their right to practice before the SEC, although that proposed penalty did not take effect pending review by the Commissioners of the SEC. On February 6, 2015, before a review by the Commissioner had taken place, the firms reached a settlement with the SEC. Under the settlement, the SEC accepts that future requests by the SEC for the production of documents will normally be made to the CSRC. The firms will receive matching Section 106 requests, and are required to abide by a detailed set of procedures with respect to such requests, which in substance require them to facilitate production via the CSRC. If they fail to meet specified criteria, the SEC retains authority to impose a variety of additional remedial measures on the firms depending on the nature of the failure. Remedies for any future noncompliance could include, as appropriate, an automatic six-month bar on a single firm's performance of certain audit work, commencement of a new proceeding against a firm, or in extreme cases the resumption of the current proceeding against all four firms.

In the event that the SEC restarts the administrative proceedings, depending upon the final outcome, listed companies in the United States with major PRC operations may find it difficult or impossible to retain auditors in respect of their operations in the PRC, which could result in financial statements being determined to not be in compliance with the requirements of the Exchange Act, including possible delisting. Moreover, any negative news about any such future proceedings against these audit firms may cause investor uncertainty regarding China-based, United States-listed companies and the market price of our ADSs may be adversely affected.

If our independent registered public accounting firm was denied, even temporarily, the ability to practice before the SEC and we were unable to timely find another registered public accounting firm to audit and issue an opinion on our financial statements, our financial statements could be determined not to be in compliance with the requirements of the Exchange Act. Such a determination could ultimately lead to our delisting from The Nasdaq Global Select Market or deregistration from the SEC, or both, which would substantially reduce or effectively terminate the trading of our ADSs in the United States.

#### **Risks Related to Our Corporate Structure**

***If the PRC government deems that the contractual arrangements in relation to Shanghai Zunyi do not comply with PRC regulatory restrictions on foreign investment in the relevant industries, or if these regulations or the interpretation of existing regulations change in the future, we could be subject to severe penalties or be forced to relinquish our interests in those operations.***

Foreign ownership of certain types of internet businesses, such as internet information services, is subject to restrictions under applicable PRC laws, rules and regulations. For example, foreign investors are generally not permitted to own more than 50% of the equity interests in a value-added telecommunication service provider. Any such foreign investor must also have experience and a good track record in providing value-added telecommunications services overseas. Although according to the Notice on Lifting the Restriction to Foreign Shareholding Percentage in Online Data Processing and Transaction Processing Business (Operational E-commerce) promulgated by the MIIT on June 19, 2015, foreign investors are allowed to hold up to 100% of all equity interests in the online data processing and transaction processing business (operational E-commerce) in China, other requirements provided by the Administrative Rules for Foreign Investments in Telecommunications Enterprises (such as the track record and experience requirement for a major foreign investor) still apply. It is unclear how this notice will be implemented and there exist high uncertainties with respect to its interpretation and implementation by authorities.

We are a Cayman Islands holding company and our PRC subsidiaries are considered foreign-invested enterprises, directly or indirectly. Accordingly, none of these PRC subsidiaries is eligible to provide value-added telecommunication services in China. We do not currently provide value-added telecommunication services because sales of goods purchased by us do not constitute providing value-added telecommunication services. Our PRC consolidated VIE, Shanghai Zunyi Business Consulting Ltd., or Shanghai Zunyi, however, holds an ICP license and previously operated an E-commerce platform for other trading parties. Shanghai Zunyi is 80% owned by Mr. Vincent Wenbin Qiu, our co-founder, chairman and chief executive officer, and 20% owned by Mr. Michael Qingyu Zhang, our co-founder and a shareholder. Mr. Vincent Wenbin Qiu and Mr. Michael Qingyu Zhang are both PRC citizens. We did not record any revenues from Shanghai Zunyi in 2013, and revenues from Shanghai Zunyi contributed to 1.3%, 3.6%, 3.0%, 6.1% and 9.1% of our total net revenues in 2014, 2015, 2016, 2017 and 2018, respectively.

We entered into a series of contractual arrangements with Shanghai Zunyi and its shareholders, which enable us to:

- exercise effective control over Shanghai Zunyi;
- receive substantially all of the economic benefits of Shanghai Zunyi; and
- have an exclusive option to purchase all or part of the equity interests and assets in Shanghai Zunyi when and to the extent permitted by PRC law.

Because of these contractual arrangements, we are the primary beneficiary of Shanghai Zunyi and hence consolidate its financial results as our VIE.

There are substantial uncertainties regarding the interpretation and application of current and future PRC laws, regulations and rules. It is uncertain whether any new PRC laws or regulations relating to contractual arrangement structures will be adopted or if adopted, what they would provide. In particular, in January 2015, the MOFCOM published a discussion draft of the proposed Foreign Investment Law, or the 2015 draft, according to which, variable interest entities that are controlled via contractual arrangements would also be deemed as FIEs, if they are ultimately “controlled” by foreign investors. In March 2019, the National People’s Congress promulgated the Foreign Investment Law (the “Foreign Investment Law”), which will become effective from January 1, 2020 and will replace the major existing laws and regulations governing foreign investment in the PRC. Pursuant to the Foreign Investment Law, “foreign investments” refer to investment activities conducted by foreign investors directly or “indirectly” in the PRC, which include any of the following circumstances: (i) foreign investors setting up foreign-invested enterprises in the PRC solely or jointly with other investors, (ii) foreign investors obtaining shares, equity interests, property portions or other similar rights and interests of enterprises within the PRC, (iii) foreign investors investing in new projects in the PRC solely or jointly with other investors, and (iv) investment in other methods as specified in laws, administrative regulations, or as stipulated by the State Council. Although the Foreign Investment Law does not introduce the concept of “control” in determining whether a company should be considered as a foreign-invested enterprise, nor does it provide the “variable interest entity” structure as a method of foreign investment, as the Foreign Investment Law is newly adopted and relevant government authorities may promulgate more laws, regulations or rules on the interpretation and implementation of the Foreign Investment Law, the possibility can’t be ruled out that the concept of “control” as stated in the 2015 draft may be embodied in, or the “variable interest entity” structure adopted by us may be deemed as a method of foreign investment by, any of such future laws, regulations and rules. If our consolidated “variable interest entity” were deemed as a foreign-invested enterprise under any of such future laws, regulations and rules, and any of the businesses that we operate would be in any “negative list” for foreign investment and therefore be subject to any foreign investment restrictions or prohibitions, further actions required to be taken by us under such laws, regulations and rules may materially and adversely affect our business and financial condition. If we or our VIE is found to be in violation of any existing or future PRC laws or regulations, or fail to obtain or maintain any of the required permits or approvals, the relevant PRC regulatory authorities would have broad discretion to take action in dealing with such violations or failures, including:

- revoking the business licenses and/or operating licenses of our VIE;
- shutting down our website, or discontinuing or restricting the conduct of any transactions between certain of our PRC subsidiaries and VIE;
- imposing fines, confiscating the income from our VIE, or imposing other requirements with which we or our VIE may not be able to comply; or

- requiring us to restructure our ownership structure or operations, including terminating the contractual arrangements with our VIE and deregistering the equity pledges of our VIE, which in turn would affect our ability to consolidate, derive economic interests from, or exert effective control over our VIE.

The imposition of any of these penalties would result in a material and adverse effect on our ability to conduct our business. In addition, it is unclear what impact the PRC government actions would have on us and on our ability to consolidate the financial results of Shanghai Zunyi in our consolidated financial statements, if the PRC government authorities were to find our legal structure and contractual arrangements to be in violation of PRC laws and regulations. If the imposition of any of these government actions causes us to lose our right to direct the activities of Shanghai Zunyi or our right to receive substantially all the economic benefits and residual returns from Shanghai Zunyi and we are not able to restructure our ownership structure and operations in a satisfactory manner, we would no longer be able to consolidate the financial results of Shanghai Zunyi in our consolidated financial statements. Either of these results, or any other significant penalties that might be imposed on us in this event, would have an adverse effect on our financial condition and results of operations.

***We rely on contractual arrangements with our VIE and its shareholders for a portion of our business operations, which may not be as effective as direct ownership in providing operational control.***

Although a substantial majority of our revenue has historically been generated by our PRC subsidiaries, we have relied and expect to continue to rely on contractual arrangements with Shanghai Zunyi and its shareholders to provide brand E-commerce service to our brand partners, and to hold our ICP license to enable us to develop online marketplaces. Such contractual arrangements include: (i) an exclusive technology service agreement which has an initial term of 20 years and will be automatically renewed on a yearly basis thereafter unless otherwise notified by Shanghai Baozun; (ii) an exclusive call option agreement which will remain in effect until all the equity interests and assets that are the subject of such option agreement are transferred to Shanghai Baozun or its designated entities or individuals; (iii) a proxy agreement which has an initial term of 20 years and will be automatically renewed on a yearly basis thereafter unless otherwise notified by Shanghai Baozun; and (iv) equity interest pledge agreements which will remain in full effect until all the secured contractual obligations have been performed or all the secured debts have been discharged. For a description of these contractual arrangements, see “Item 4. Information on the Company—C. Organizational Structure—Contractual Arrangements with Shanghai Zunyi and its Shareholders.” These contractual arrangements may not be as effective as direct ownership in providing us with control over our VIE.

If we had direct ownership of Shanghai Zunyi, we would be able to exercise our rights as a shareholder to effect changes in the board of directors of Shanghai Zunyi, which in turn could effect changes, subject to any applicable fiduciary obligations, at the management level. However, under the current contractual arrangements, we rely on the performance by our VIE and its shareholders of their obligations under the contracts to exercise control over our VIE. However, the shareholders of our VIE may not act in the best interests of our company or may not perform their obligations under these contracts. Such risks exist throughout the period in which we intend to operate our business through the contractual arrangements with our VIE. We may replace the shareholders of our VIE at any time pursuant to our contractual arrangements with it and its shareholders. However, if any dispute relating to these contracts or the replacement of the shareholders remains unresolved, we will have to enforce our rights under these contracts through the operations of PRC law and courts and therefore will be subject to uncertainties in the PRC legal system. See “—Any failure by our VIE or its shareholders to perform their obligations under our contractual arrangements with them would have a material and adverse effect on our business.” Therefore, our contractual arrangements with our VIE may not be as effective in ensuring our control over the relevant portion of our business operations as direct ownership would be.

***Any failure by our VIE or its shareholders to perform their obligations under our contractual arrangements with them would have a material and adverse effect on our business.***

If our VIE or its shareholders fail to perform their respective obligations under the contractual arrangements, we may have to incur substantial costs and expend additional resources to enforce such arrangements. We may also have to rely on legal remedies under PRC law, including seeking specific performance or injunctive relief, and claiming damages. We cannot assure you such remedies will be effective. For example, if the shareholders of Shanghai Zunyi were to refuse to transfer their equity interest in Shanghai Zunyi to us or our designee when we exercise the purchase option pursuant to these contractual arrangements, or if they were otherwise to act in bad faith toward us, we may have to take legal actions to compel them to perform their contractual obligations.

All the agreements under our contractual arrangements are governed by PRC law and provide for the resolution of disputes through arbitration in China. Accordingly, these contracts would be interpreted in accordance with PRC law and any disputes would be resolved in accordance with PRC legal procedures. The legal system in the PRC is not as developed as in some other jurisdictions, such as the United States. See “—Risks Related to Doing Business in the People’s Republic of China—There are uncertainties regarding the interpretation and enforcement of PRC laws, rules and regulations.” Meanwhile, there are very few precedents and little formal guidance as to how contractual arrangements in the context of a VIE should be interpreted or enforced under PRC law, and as a result it may be difficult to predict how an arbitration panel would view such contractual arrangements. As a result, uncertainties in the PRC legal system could limit our ability to enforce these contractual arrangements. Additionally, under PRC law, rulings by arbitrators are final, parties cannot appeal the arbitration results in courts, and if the losing parties fail to carry out the arbitration awards within a prescribed time limit, the prevailing parties may only enforce the arbitration awards in PRC courts through arbitration award enforcement proceedings, which would require additional expenses and delay.

Our VIE provides brand E-commerce service to our brand partners and holds the ICP license. In the event we are unable to enforce our contractual arrangements, we may not be able to exert effective control over our VIE, and our ability to conduct the businesses may be negatively affected. Considering that the substantial majority of our revenues are currently generated from our subsidiaries instead of our VIE, we do not believe that any failure by us to exert effective control over our VIE would have an immediate material adverse effect on our overall business operations, financial condition or results of operations. However, the business operation of Shanghai Zunyi, our VIE, may grow in the future, and if we fail to maintain effective control over our VIE, we may not be able to continue to consolidate our VIE's financial results with our financial results, and such failure could in the future materially and adversely affect our business, financial condition, results of operations and prospects.

***The shareholders of our VIE may have potential conflicts of interest with us, which may materially and adversely affect our business and financial condition.***

Mr. Vincent Wenbin Qiu and Mr. Michael Qingyu Zhang are the shareholders of our VIE, Shanghai Zunyi. Mr. Vincent Wenbin Qiu is our co-founder, chairman and chief executive officer, while Mr. Michael Qingyu Zhang is our co-founder and a shareholder. They may have potential conflicts of interest with us. These shareholders may breach, or cause our VIE to breach, or refuse to renew, the existing contractual arrangements we have with them and our VIE, which would have a material and adverse effect on our ability to effectively control our VIE and receive substantially all the economic benefits from it. For example, the shareholders may be able to cause our agreements with Shanghai Zunyi to be performed in a manner adverse to us by, among other things, failing to remit payments due under the contractual arrangements to us on a timely basis. We cannot assure you that when conflicts of interest arise, any or all of these shareholders will act in the best interests of our company or such conflicts will be resolved in our favor.

Currently, we do not have any arrangements to address potential conflicts of interest between these shareholders and our company. Mr. Vincent Wenbin Qiu is also a director of our company. We rely on Mr. Vincent Wenbin Qiu and Mr. Michael Qingyu Zhang to abide by the laws of the Cayman Islands and China, which provide that directors owe a fiduciary duty to the company that requires them to act in good faith and in what they believe to be the best interests of the company and not to use their position for personal gains. If we cannot resolve any conflict of interest or dispute between us and the shareholders of Shanghai Zunyi, we would have to rely on legal proceedings, which could result in disruption of our business and subject us to substantial uncertainty as to the outcome of any such legal proceedings.

***Contractual arrangements in relation to our VIE may result in adverse tax consequences to us and a finding that we or our VIE owes additional taxes, which could reduce our net income and the value of your investment.***

Under applicable PRC laws and regulations, arrangements and transactions among related parties may be subject to audit or challenge by the PRC tax authorities. We could face material and adverse tax consequences if the PRC tax authorities determine that the contractual arrangements between Shanghai Baozun, our wholly-owned subsidiary in China, Shanghai Zunyi, our VIE in China, and its shareholders were not entered into on an arm's-length basis in such a way as to result in an impermissible reduction in taxes under applicable PRC laws, rules and regulations, and adjust Shanghai Zunyi's income in the form of a transfer pricing adjustment. A transfer pricing adjustment could, among other things, result in a reduction of expense deductions recorded by Shanghai Zunyi for PRC tax purposes, which could in turn increase their tax liabilities. In addition, the PRC tax authorities may impose punitive interest on Shanghai Zunyi for the adjusted but unpaid taxes at the rate of 5% over the basic RMB lending rate published by the People's Bank of China for a period according to the applicable regulations. Our financial position could be materially and adversely affected if our VIE's tax liabilities increase or if they are required to pay punitive interest.

#### **Risks Related to Doing Business in the People's Republic of China**

***Changes in the political and economic policies of the PRC government may materially and adversely affect our business, financial condition and results of operations and may result in our inability to sustain our growth and expansion strategies.***

A substantial majority of our operations are conducted in the PRC and a substantial majority of our revenue is sourced from the PRC. Accordingly, our financial condition and results of operations are affected to a significant extent by economic, political and legal developments in the PRC.

The PRC economy differs from the economies of most developed countries in many respects, including the extent of government involvement, level of development, growth rate, control of foreign exchange and allocation of resources. Although the PRC government has implemented measures emphasizing the utilization of market forces for economic reform, the reduction of state ownership of productive assets, and the establishment of improved corporate governance in business enterprises, a substantial portion of productive assets in China is still owned by the government. In addition, the PRC government continues to play a significant role in regulating industry development by imposing industrial policies. The PRC government also exercises significant control over China's economic growth by allocating resources, controlling payment of foreign currency-denominated obligations, setting monetary policy, regulating financial services and institutions and providing preferential treatment to particular industries or companies.

While the PRC economy has experienced significant growth in the past three decades, growth has been uneven, both geographically and among various sectors of the economy. The PRC government has implemented various measures to encourage economic growth and guide the allocation of resources. Some of these measures may benefit the overall PRC economy, but may also have a negative effect on us. Our financial condition and results of operation could be materially and adversely affected by government control over capital investments or changes in tax regulations that are applicable to us. In addition, the PRC government has implemented in the past certain measures, including interest rate increases, to control the pace of economic growth. These measures may cause decreased economic activity, which in turn could lead to a reduction in demand for our services and consequently have a material adverse effect on our businesses, financial condition and results of operations.

***There are uncertainties regarding the interpretation and enforcement of PRC laws, rules and regulations.***

A substantial majority of our operations are conducted in the PRC, and are governed by PRC laws, rules and regulations. Our PRC subsidiaries and VIE are subject to laws, rules and regulations applicable to foreign investment in China. The PRC legal system is a civil law system based on written statutes. Unlike the common law system, prior court decisions may be cited for reference but have limited precedential value.

In 1979, the PRC government began to promulgate a comprehensive system of laws, rules and regulations governing economic matters in general. The overall effect of legislation over the past three decades has significantly enhanced the protections afforded to various forms of foreign investment in China. However, China has not developed a fully integrated legal system, and recently enacted laws, rules and regulations may not sufficiently cover all aspects of economic activities in China or may be subject to significant degrees of interpretation by PRC regulatory agencies. In particular, because these laws, rules and regulations are relatively new, and because of the limited number of published decisions and the non-binding nature of such decisions, and because the laws, rules and regulations often give the relevant regulator significant discretion in how to enforce them, the interpretation and enforcement of these laws, rules and regulations involve uncertainties and can be inconsistent and unpredictable. In addition, the PRC legal system is based in part on government policies and internal rules, some of which are not published on a timely basis or at all, and which may have a retroactive effect. As a result, we may not be aware of our violation of these policies and rules until after the occurrence of the violation.

Any administrative and court proceedings in China may be protracted, resulting in substantial costs and diversion of resources and management attention. Since PRC administrative and court authorities have significant discretion in interpreting and implementing statutory and contractual terms, it may be more difficult to evaluate the outcome of administrative and court proceedings and the level of legal protection we enjoy than in more developed legal systems. These uncertainties may impede our ability to enforce the contracts we have entered into and could materially and adversely affect our business, financial condition and results of operations.

***We are subject to laws that are applicable to retailers, including advertising and promotion laws and consumer protection laws that could require us to modify our current business practices and incur increased costs.***

As an online distributor of goods, we are subject to numerous PRC laws and regulations that regulate retailers generally or govern online retailers specifically. For example, we are subject to laws in relation to advertising and online promotion, such as the Advertising Law, Pricing Law, Anti-Unfair Competition Law, Interim Measures for the Administration of Internet Advertising, and also consumer protection laws that are applicable to retailers. In the past, we have been subject to non-material administrative proceedings and penalties due to non-compliances with such laws and regulations and may continue to be subject to allegations of non-compliance with such laws and regulations in the future. Such allegations, which may or may not have merit, may result in administrative penalties and other costs to us, and we may need to adjust some of our advertising and promotional practices as a result.

If these regulations were to change or if we are found to be in violation with them, we may need to spend additional costs to rectify non-compliance, adjust our business practices and could be subject to fines or penalties or suffer reputational harm, which could reduce demand for the products or services offered by us and hurt our business and results of operations. For example, the amended Consumer Protection Law, which became effective in March 2014, further strengthened the protection of consumers and imposed more stringent requirements and onerous obligations on businesses, especially businesses that operate on the internet.

Pursuant to the amended Consumer Protection Law, consumers are generally entitled to return goods purchased within seven days upon receipt without giving any reasons if they purchase the goods over the internet. Consumers whose interests have been damaged due to their purchase of goods online may claim damages against sellers. Moreover, if we deceive consumers or knowingly sell substandard or defective products, we would not only be required to compensate consumers for their losses, but also pay additional damages equal to three times the price of the goods or services.

Operators of online marketplace platforms, such as Tmall and JD.com who have partnered with us, are also subject to stringent obligations under the amended Consumer Protection Law. For example, where platform operators are unable to provide the real names, addresses and valid contact details of the sellers, the consumers may also claim damages from the platform operators. Operators of online marketplace platforms that know or should have known that sellers use their platforms to infringe upon legitimate rights and interests of consumers but fail to take necessary measures will bear joint and several liabilities with the sellers. In addition, operators of online marketplace platforms that we partner with may take measures and impose stricter requirements on us or our brand partners as a reaction to their enhanced obligations under the amended Consumer Protection Law.

Similar legal requirements are frequently changed and subject to interpretation, and we are unable to predict the ultimate cost of compliance with these requirements or their effect on our operations. We may be required to make significant expenditures or modify our business practices to comply with existing or future laws and regulations or to satisfy compliance requests from the marketplace platforms we partnered with, which may increase our costs and materially limit our ability to operate our business.

***The newly adopted E-commerce Law may have a material adverse impact on our business, financial conditions and results of operations.***

As the E-commerce industry is still evolving in China, new laws and regulations may be adopted from time to time to address new issues that arise from time to time. For example, in August 2018, the Standing Committee of the National People's Congress promulgated the E-commerce Law, which became effective on January 1, 2019. The E-commerce Law generally provides that E-commerce operators must obtain administrative licenses if business activities conducted by the E-commerce operators are subject to administrative licensing requirements under applicable laws and regulations. In addition, the E-commerce Law imposes a number of obligations on E-commerce operators, including the obligations, to disclose information about commodities or services in a comprehensive, faithful, accurate and timely manner; while displaying search results of commodities or services to consumers according to their interests, preferences, consumption habits and other personal characteristics, to provide consumers with options irrelevant to their personal characteristics; when to offer tie-in commodities or services, to warn consumers about the tie-in sale in a prominent position and not to set the tie-in commodities or services as the default option; and when charging consumers guarantee deposits as agreed thereby, to explicitly indicate how and under what procedures consumers may have the guarantee deposits refunded, and not to impose any unjustifiable conditions on the refund of guarantee deposits. The new regulatory requirements may have a material adverse impact on our business and results of operations. As no detailed interpretation and implementation rules have been promulgated, it remains uncertain how the newly adopted E-commerce Law will be interpreted and implemented. We cannot assure you that our current business operations satisfy the obligations provided under the E-commerce Law in all respects. If the PRC governmental authorities determine that we are not in compliance with all the requirements proposed under the E-commerce Law, we may be subject to fines and/or other sanctions.

***PRC regulations regarding acquisitions impose significant regulatory approval and review requirements, which could make it more difficult for us to grow through acquisitions.***

On August 8, 2006, six PRC regulatory agencies, including the MOFCOM, the State-Owned Assets Supervision and Administration Commission, the State Administration of Taxation, the SAIC, the CSRC, and the State Administration of Foreign Exchange, or the SAFE, jointly adopted the Rules on Mergers and Acquisitions of Domestic Enterprises by Foreign Investors, or the M&A Rules, which came into effect on September 8, 2006 and were amended on June 22, 2009.



The M&A Rules also established additional procedures and requirements that are expected to make merger and acquisition activities in China by foreign investors more time-consuming and complex, including requirements in some instances that the MOFCOM be notified in advance of any change-of-control transaction in which a foreign investor takes control of a PRC domestic enterprise, or that the approval from the MOFCOM be obtained in circumstances where overseas companies established or controlled by PRC enterprises or residents acquire affiliated domestic companies. In March 2018, the SAMR was formed as a new governmental agency to take over, among others, the anti-monopoly enforcement functions from the relevant departments under the MOFCOM, the NDRC, and the SAIC, respectively. We may grow our business in part by acquiring other companies operating in our industry. In addition, our proposed formation of joint venture with, or acquisition of control of, or decisive influence over, any company with revenues within China of more than RMB400 million (US\$58.2 million) in the year prior to any proposed joint venture formation or acquisition would be subject to SAMR merger control review. As a result of our size, many of the transactions we have taken or may undertake could be subject to SAMR merger review. Complying with the requirements of the relevant regulations to complete such transactions could be time-consuming, and any required approval processes, including approval from SAMR may delay or inhibit our ability to complete such transactions, which could affect our ability to expand our business or maintain our market share. In addition, in the past practice, MOFCOM has not accepted merger control filings for any transaction involving parties that adopt a variable interest entity structure.

Furthermore, outbound direct investments conducted by PRC enterprises are subject to approval, filing or reporting requirements under relevant NDRC, MOFCOM and SAFE rules. We have not completed the requisite procedures for our investments in two companies located in the United States and Hong Kong, respectively, and hence may be ordered to cease such outbound investments and subject to relevant legal and administrative liabilities. In addition, the NDRC issued the new Regulations on Enterprise Outbound Investment in December 2017 which came into effect on March 1, 2018. Under these new regulations, if an overseas entity controlled by PRC enterprises or individuals conducts an outbound investment with an investment amount of US\$300 million or above in one of the non-sensitive areas, it shall report the relevant information to the NDRC before the closing of such investment. For any outbound investment by an overseas entity controlled by PRC enterprises or individuals in one of the sensitive areas listed in the Outbound Investment Sensitive Industry Catalogue (2018 Version) which was promulgated by the NDRC in January 2018 and came into effect on March 1, 2018, or the Outbound Investment Sensitive Industry Catalogue (2018), such investment shall be subject to the NDRC approval requirement. We may be deemed by the regulatory authorities as an overseas entity controlled by PRC individuals and therefore our overseas acquisition may be subject to such reporting or approval procedures.

If the regulatory authorities' practice remains unchanged, our ability to carry out our investment and acquisition strategy may be materially and adversely affected and there may be significant uncertainty as to whether transactions that we have taken or may undertake would subject us to fines or other administrative penalties and negative publicity and whether we will be able to complete large acquisitions in the future in a timely manner or at all.

***PRC regulations relating to investments in offshore companies by PRC residents may subject our PRC-resident beneficial owners or our PRC subsidiaries to liability or penalties, limit our ability to inject capital into our PRC subsidiaries or limit our PRC subsidiaries' ability to increase their registered capital or distribute profits.***

SAFE promulgated the Circular on Relevant Issues Concerning Foreign Exchange Control on Domestic Residents' Offshore Investment and Financing and Roundtrip Investment through Special Purpose Vehicles, or SAFE Circular 37, on July 4, 2014, which replaced the former circular commonly known as "SAFE Circular 75" promulgated by SAFE on October 21, 2005. SAFE Circular 37 requires PRC residents to register with local branches of SAFE in connection with their direct establishment or indirect control of an offshore entity, for the purpose of overseas investment and financing, with such PRC residents' legally owned assets or equity interests in domestic enterprises or offshore assets or interests, referred to in SAFE Circular 37 as a "special purpose vehicle." SAFE Circular 37 further requires amendment to the registration in the event of any significant changes with respect to the special purpose vehicle, such as increase or decrease of capital contributed by PRC individuals, share transfer or exchange, merger, division or other material event. In the event that a PRC shareholder holding interests in a special purpose vehicle fails to fulfill the required SAFE registration, the PRC subsidiaries of that special purpose vehicle may be prohibited from making profit distributions to the offshore parent and from carrying out subsequent cross-border foreign exchange activities, and the special purpose vehicle may be restricted in its ability to contribute additional capital into its PRC subsidiary. Moreover, failure to comply with the various SAFE registration requirements described above could result in liability under PRC law for evasion of foreign exchange controls. According to the Notice on Further Simplifying and Improving Policies for the Foreign Exchange Administration of Direct Investment released on February 13, 2015 by SAFE, local banks shall examine and handle foreign exchange registration for overseas direct investment, including the initial foreign exchange registration and amendment registration under SAFE Circular 37 from June 1, 2015. Beneficial owners of the special purpose vehicle who are PRC citizens are also required to make annual filing with the local banks regarding their overseas direct investment status.

Mr. Vincent Wenbin Qiu, Mr. Junhua Wu and Mr. Michael Qingyu Zhang have completed initial filings with the local counterpart of SAFE relating to their initial investments in us. However, we may not be aware of the identities of all of our beneficial owners who are PRC residents. We do not have control over our beneficial owners and cannot assure you that all of our PRC-resident beneficial owners will comply with SAFE Circular 37 and subsequent implementation rules, including the annual filing requirement. Furthermore, we may be unable to disclose change of our beneficial owners' shareholding interests in us during the annual filing process of our PRC subsidiaries as required by SAFE. The failure of our beneficial owners who are PRC residents to register or amend their foreign exchange registrations in a timely manner pursuant to SAFE Circular 37 and subsequent implementation rules, or the failure of future beneficial owners of our company who are PRC residents to comply with the registration procedures set forth in SAFE Circular 37 and subsequent implementation rules, may subject such beneficial owners or our PRC subsidiaries to fines and legal sanctions. Failure to register or comply with relevant requirements may also limit our ability to contribute additional capital to our PRC subsidiaries and limit our PRC subsidiaries' ability to distribute dividends to our company. These risks may have a material adverse effect on our business, financial condition and results of operations.

***PRC regulations of loans to PRC entities and direct investment in PRC entities by offshore holding companies may delay or prevent us from using the proceeds of our offerings to make loans or additional capital contributions to our foreign-invested enterprises.***

We may transfer funds to our directly owned subsidiaries which are FIEs under PRC laws or finance such FIEs by means of shareholder loans or capital contributions upon completion of our offerings. Any such loans to our FIEs cannot exceed statutory limits, which is either the difference between the registered capital and the total investment amount of such FIE or a multiple of the FIE's net assets in the previous year, and shall be registered or filed with SAFE, or its local counterparts. Furthermore, any capital contributions we make to FIEs shall be filed with the MOFCOM or its local counterparts. We may not be able to obtain these government registrations, filing or approvals on a timely basis, if at all. If we fail to receive such registrations, filing or approvals, our ability to provide loans or capital contributions to the FIEs in a timely manner may be negatively affected, which could materially and adversely affect our liquidity and our ability to fund and expand our business. In addition, SAFE promulgated the Circular on the Relevant Operating Issues concerning Administration Improvement of Payment and Settlement of Foreign Currency Capital of Foreign-invested Enterprises, or Circular 142, on August 29, 2008. SAFE promulgated Circular 45 on November 16, 2011 in order to clarify the application of Circular 142. Under Circular 142 and Circular 45, registered capital of a foreign-invested company settled in RMB converted from foreign currencies may only be used within the business scope approved by the applicable governmental authority and may not be used for equity investments in the PRC. In addition, foreign-invested companies may not change how they use such capital without SAFE's approval, and may not in any case use such capital to repay RMB loans if proceeds of such loans have not been utilized. Violations of Circular 142 or Circular 45 may result in severe penalties. On March 30, 2015, SAFE released the Notice on the Reform of the Management Method for the Settlement of Foreign Exchange Capital of Foreign-invested Enterprises, or SAFE Circular 19, which came into force and superseded SAFE Circular 142 from June 1, 2015. SAFE Circular 19 has made certain adjustments to some regulatory requirements on the settlement of foreign exchange capital of foreign-invested enterprises, and some foreign exchange restrictions under SAFE Circular 142 are lifted. Under SAFE Circular 19, the settlement of foreign exchange by FIEs shall be governed by the policy of foreign exchange settlement at will. In June 2016, SAFE promulgated Circular on Reforming and Regulating Policies on the Control over Foreign Exchange Settlement of Capital Accounts, or SAFE Circular 16, which removed certain restrictions previously provided under several SAFE circulars in respect of conversion by an FIE of foreign currency registered capital into RMB and use of such RMB capital. However, SAFE Circular 19 and SAFE Circular 16 also reiterate that the settlement of foreign exchange shall only be used for purposes within the business scope of the FIEs. As a result, the applicable circulars may significantly limit our ability to transfer the net proceeds from our initial public offering and subsequent offerings or financings to our FIEs, which may adversely affect our liquidity and our ability to fund and expand our business in the PRC.

***Any failure to comply with PRC regulations regarding our employee equity incentive plans may subject the PRC plan participants or us to fines and other legal or administrative sanctions.***

Pursuant to SAFE Circular 37, PRC residents who participate in share incentive plans in overseas non-publicly-listed companies due to their position as director, senior management or employees of the PRC subsidiaries of the overseas companies may submit applications to SAFE or its local branches for the foreign exchange registration with respect to offshore special purpose companies. Our directors, executive officers and other employees who are PRC residents and who have been granted options may follow SAFE Circular 37 to apply for the foreign exchange registration before our company becomes an overseas listed company. We and our directors, executive officers and other employees who are PRC residents and who have been granted options are subject to the Notice on Issues Concerning the Foreign Exchange Administration for Domestic Individuals Participating in Stock Incentive Plan of Overseas Publicly Listed Company, or the Share Option Rules, issued by SAFE in February 2012, according to which, employees, directors, supervisors and other management members participating in any stock incentive plan of an overseas publicly listed company who are PRC residents are required to register with SAFE through a domestic qualified agent, which could be a PRC subsidiary of such overseas listed company, and complete certain other procedures. Failure to complete the SAFE registrations may subject them to fines and legal sanctions and may also limit the ability to make payment under our equity incentive plans or receive dividends or sales proceeds related thereto, or our ability to contribute additional capital into our wholly-foreign owned enterprises in China and limit our wholly-foreign owned enterprises' ability to distribute dividends to us. We also face regulatory uncertainties that could restrict our ability to adopt additional equity incentive plans for our directors and employees under PRC law. Shanghai Baozun Wujiang Branch has already completed the SAFE registration under the Share Option Rules.

In addition, the State Administration of Taxation has issued circulars concerning employee share options or restricted shares. Under these circulars, employees working in the PRC who exercise share options, or whose restricted shares or restricted share units, vest, will be subject to PRC individual income tax. The PRC subsidiaries of an overseas listed company have obligations to file documents related to employee share options or restricted shares with relevant tax authorities and to withhold individual income taxes of those employees related to their share options, restricted shares or restricted share units. In addition, the sales of our ADSs or shares held by such PRC individual employees after their exercise of the options, or the vesting of the restricted shares or restricted share units, are also subject to PRC individual income tax. If the employees fail to pay, or the PRC subsidiaries fail to withhold, their income taxes according to relevant laws, rules and regulations, the PRC subsidiaries may face sanctions imposed by the tax authorities or other PRC government authorities.

***We rely to a significant extent on dividends and other distributions on equity paid by our principal operating subsidiaries to fund offshore cash and financing requirements.***

We are a holding company and rely to a significant extent on dividends and other distributions on equity paid by our principal operating subsidiaries and on remittances from the VIE, for our offshore cash and financing requirements, including the funds necessary to pay dividends and other cash distributions to our shareholders, fund inter-company loans, service any debt we may incur outside of China and pay our expenses. When our principal operating subsidiaries or the VIE incur additional debt, the instruments governing the debt may restrict their ability to pay dividends or make other distributions or remittances to us. Furthermore, the laws, rules and regulations applicable to our PRC subsidiaries and certain other subsidiaries permit payments of dividends only out of their retained earnings, if any, determined in accordance with applicable accounting standards and regulations.

Under PRC laws, rules and regulations, each of our subsidiaries incorporated in China is required to set aside at least 10% of its net income each year to fund certain statutory reserves until the cumulative amount of such reserves reaches 50% of its registered capital. These reserves, together with the registered equity, are not distributable as cash dividends. As a result of these laws, rules and regulations, our subsidiaries incorporated in China are restricted in their ability to transfer a portion of their respective net assets to their shareholders as dividends. In addition, registered share capital and capital reserve accounts are also restricted from withdrawal in the PRC, up to the amount of net assets held in each operating subsidiary. As of December 31, 2018, we had restricted net assets of RMB719.1 million (US\$104.6 million).

Limitations on the ability of the VIE to make remittance to the wholly-foreign owned enterprise and on the ability of our subsidiaries to pay dividends to us could limit our ability to access cash generated by the operations of those entities, including to make investments or acquisitions that could be beneficial to our businesses, pay dividends to our shareholders or otherwise fund and conduct our business.

***We may be treated as a resident enterprise for PRC tax purposes under the PRC Enterprise Income Tax Law, and we may therefore be subject to PRC income tax on our global income.***

Under the PRC Enterprise Income Tax Law and its implementing rules, enterprises established under the laws of jurisdictions outside of China with “de facto management bodies” located in China may be considered PRC tax resident enterprises for tax purposes and may be subject to the PRC enterprise income tax at the rate of 25% on their global income. “De facto management body” refers to a managing body that exercises substantive and overall management and control over the production and business, personnel, accounting books and assets of an enterprise. The State Administration of Taxation issued the Notice Regarding the Determination of Chinese-Controlled Offshore-Incorporated Enterprises as PRC Tax Resident Enterprises on the Basis of De Facto Management Bodies, or Circular 82, on April 22, 2009, with retroactive effect from January 1, 2008. Circular 82 provides certain specific criteria for determining whether the “de facto management body” of a Chinese-controlled offshore-incorporated enterprise is located in China. Although Circular 82 only applies to offshore enterprises controlled by PRC enterprises, not those controlled by foreign enterprises or individuals, the determining criteria set forth in Circular 82 may reflect the State Administration of Taxation’s general position on how the “de facto management body” test should be applied in determining the tax resident status of offshore enterprises, regardless of whether they are controlled by PRC enterprises. If we were to be considered a PRC resident enterprise, we would be subject to PRC enterprise income tax at the rate of 25% on our global income. In such case, our profitability and cash flow may be materially reduced as a result of our global income being taxed under the Enterprise Income Tax Law. We believe that none of our entities outside of China is a PRC resident enterprise for PRC tax purposes. However, the tax resident status of an enterprise is subject to determination by the PRC tax authorities and uncertainties remain with respect to the interpretation of the term “de facto management body.”

***Dividends payable to our foreign investors and gains on the sale of our ADSs or ordinary shares by our foreign investors may become subject to PRC tax law.***

Under the Enterprise Income Tax Law and its implementation regulations issued by the State Council, a 10% PRC withholding tax is applicable to dividends payable to investors that are non-resident enterprises, which do not have an establishment or place of business in the PRC or which have such establishment or place of business but the dividends are not effectively connected with such establishment or place of business, to the extent such dividends are derived from sources within the PRC. Similarly, any gain realized on the transfer of ADSs or ordinary shares by such investors is also subject to PRC tax at a current rate of 10%, subject to any reduction or exemption set forth in applicable tax treaties or under applicable tax arrangements between jurisdictions, if such gain is regarded as income derived from sources within the PRC. If we are deemed a PRC resident enterprise, dividends paid on our ordinary shares or ADSs, and any gain realized from the transfer of our ordinary shares or ADSs, would be treated as income derived from sources within the PRC and would as a result be subject to PRC taxation. Furthermore, if we are deemed a PRC resident enterprise, dividends payable to individual investors who are non-PRC residents and any gain realized on the transfer of ADSs or ordinary shares by such investors may be subject to PRC tax at a current rate of 20%, subject to any reduction or exemption set forth in applicable tax treaties or under applicable tax arrangements between jurisdictions. It is unclear whether if we or any of our subsidiaries established outside China are considered a PRC resident enterprise, holders of our ADSs or ordinary shares would be able to claim the benefit of income tax treaties or agreements entered into between China and other countries or areas. If dividends payable to our non-PRC investors, or gains from the transfer of our ADSs or ordinary shares by such investors are subject to PRC tax, the value of your investment in our ADSs or ordinary shares may decline significantly.

***We and our shareholders face uncertainties with respect to indirect transfers of equity interests in PRC resident enterprises or other assets attributed to a Chinese establishment of a non-Chinese company, or immovable properties located in China owned by non-Chinese companies.***

On February 3, 2015, the State Administration of Taxation issued the Bulletin on Issues of Enterprise Income Tax on Indirect Transfers of Assets by Non-PRC Resident Enterprises, or Bulletin 7. Pursuant to this Bulletin, an “indirect transfer” of assets, including equity interests in a PRC resident enterprise, by non-PRC resident enterprises may be recharacterized and treated as a direct transfer of PRC taxable assets, if such arrangement does not have a reasonable commercial purpose and was established for the purpose of avoiding payment of PRC enterprise income tax. As a result, gains derived from such indirect transfer may be subject to PRC enterprise income tax. According to Bulletin 7, “PRC taxable assets” include assets attributed to an establishment in China, immovable properties located in China, and equity investments in PRC resident enterprises, in respect of which gains from their transfer by a direct holder, being a non-PRC resident enterprise, would be subject to PRC enterprise income taxes. When determining whether there is a “reasonable commercial purpose” of the transaction arrangement, features to be taken into consideration include: whether the main value of the equity interest of the relevant offshore enterprise derives from PRC taxable assets; whether the assets of the relevant offshore enterprise mainly consists of direct or indirect investment in China or if its income mainly derives from China; whether the offshore enterprise and its subsidiaries directly or indirectly holding PRC taxable assets have real commercial nature which is evidenced by their actual function and risk exposure; the duration of existence of the shareholders, business model and organizational structure of an overseas enterprise; the income tax payable abroad due to the indirect transfer of PRC taxable assets; the replicability of the transaction by direct transfer of PRC taxable assets; and the tax situation of such indirect transfer and applicable tax treaties or similar arrangements. In respect of an indirect offshore transfer of assets of a PRC establishment, the resulting gain is to be included with the enterprise income tax filing of the PRC establishment or place of business being transferred, and would consequently be subject to PRC enterprise income tax at a rate of 25%. Where the underlying transfer relates to the immovable properties located in China or to equity investments in a PRC resident enterprise, which is not related to a PRC establishment or place of business of a non-resident enterprise, a PRC enterprise income tax at 10% would apply, subject to available preferential tax treatment under applicable tax treaties or similar arrangements, and the party who is obligated to make the transfer payments has the withholding obligation. Where the payor fails to withhold any or sufficient tax, the transferor shall declare and pay such tax to the tax authority by itself within the statutory time limit. Bulletin 7 does not apply to transactions of sale of shares by investors through a public stock exchange where such shares were acquired from a transaction through a public stock exchange. On October 17, 2017, the State Administration of Taxation, issued the Announcement of the State Administration of Taxation on Issues Concerning the Withholding of Non-resident Enterprise Income Tax at Source, or Bulletin 37, which came into effect on December 1, 2017. Bulletin 37 further clarifies the practice and procedure of the withholding of non-resident enterprise income tax. Pursuant to Bulletin 7 and Bulletin 37, both the transferor and the transferee may be subject to penalties under PRC tax laws if the transferee fails to withhold the taxes and the transferor fails to pay the taxes.

We face uncertainties as to the reporting and other implications of certain past and future transactions where PRC taxable assets are involved, such as offshore restructuring, sale of the shares in our offshore subsidiaries or investments. Our company may be subject to filing obligations or taxed if our company is transferor in such transactions, and may be subject to withholding obligations if our company is transferee in such transactions, under Bulletin 7 and Bulletin 37. For transfer of shares in our company by investors that are non-PRC resident enterprises, our PRC subsidiaries may be requested to assist in the filing. As a result, we may be required to expend valuable resources to comply with Bulletin 7 and Bulletin 37 or to request the relevant transferors from whom we purchase taxable assets to comply with these circulars, or to establish that our company should not be taxed under these circulars, which may have a material adverse effect on our financial condition and results of operations. In addition, the sales of our ADSs or shares held by our PRC individual employees after their exercise under relevant incentive plans are also subject to PRC individual income tax.

***Restrictions on currency exchange may limit our ability to utilize our revenue effectively.***

Substantially all of our revenue is denominated in Renminbi. The Renminbi is currently convertible under the “current account,” which includes dividends, trade and service-related foreign exchange transactions, but not under the “capital account,” which includes foreign direct investment and loans, including loans we may secure from our onshore subsidiaries or variable interest entity. Currently, Shanghai Baozun, our major PRC subsidiary which is a wholly-foreign owned enterprise, may purchase foreign currency for settlement of “current account transactions,” including payment of dividends to us, without the approval of SAFE by complying with certain procedural requirements such as presenting documentary evidence of such transactions to banks. The Outbound Investment Sensitive Industry Catalogue (2018) also lists certain industries as sensitive outbound investment industries, which are subject to NDRC pre-approval requirements prior to remitting investment funds offshore. However, the relevant PRC governmental authorities may limit or eliminate our ability to purchase foreign currencies in the future for current account transactions. Since a significant amount of our future revenue will be denominated in Renminbi, any existing and future restrictions on currency exchange may limit our ability to utilize revenue generated in Renminbi to fund our business activities outside of the PRC or pay dividends in foreign currencies to our shareholders, including holders of our ADSs. Foreign exchange transactions under the capital account remain subject to limitations and require approvals from, or registration with, SAFE and other relevant PRC governmental authorities. This could affect our ability to obtain foreign currency through debt or equity financing for our subsidiaries and the variable interest entity.

***Fluctuations in exchange rates could result in foreign currency exchange losses and could materially reduce the value of your investment.***

The value of the Renminbi against the U.S. dollar and other currencies may fluctuate and is affected by, among other things, changes in political and economic conditions and the foreign exchange policy adopted by the PRC government. On July 21, 2005, the PRC government changed its policy of pegging the value of the Renminbi to the U.S. dollar. Following the removal of the U.S. dollar peg, the Renminbi appreciated more than 20% against the U.S. dollar over the following three years. Between July 2008 and June 2010, this appreciation halted and the exchange rate between the RMB and the U.S. dollar remained within a narrow band. Since June 2010, the Renminbi has fluctuated against the U.S. dollar, at times significantly and unpredictably, and in the recent years the RMB has depreciated significantly against the U.S. dollar. In April 2012, the PRC government announced that it would allow RMB exchange rate to fluctuate in a wider range. On August 11, 2015, the People’s Bank of China, or the PBOC, allowed the RMB to depreciate by approximately 2% against the U.S. dollar. Since October 1, 2016, the RMB has joined the International Monetary Fund’s basket of currencies that make up the Special Drawing Right (SDR), along with the U.S. dollar, the Euro, the Japanese yen and the British pound. In the fourth quarter of 2016, the RMB depreciated significantly in the backdrop of a surging U.S. dollar and persistent capital outflows of China. In 2017, the RMB appreciated approximately 7% against the U.S. dollar. In 2018, the RMB depreciated approximately 5% against the U.S. dollar. With the development of the foreign exchange market and progress towards interest rate liberalization and Renminbi internationalization, the PRC government may in the future announce further changes to the exchange rate system and there is no guarantee that the RMB will not appreciate or depreciate significantly in value against the U.S. dollar in the future. It is difficult to predict how market forces or PRC or U.S. government policy may impact the exchange rate between the Renminbi and the U.S. dollar in the future. Substantially all of our revenues and costs are denominated in Renminbi. We are a holding company and we rely on dividends paid by our operating subsidiaries in China for our cash needs. Any significant revaluation of the Renminbi may materially reduce any dividends payable on, our ADSs in U.S. dollars.

Very limited hedging options are available in China to reduce our exposure to exchange rate fluctuations. To date, we have not entered into any hedging transactions in an effort to reduce our exposure to foreign currency exchange risk. While we may decide to enter into hedging transactions in the future, the availability and effectiveness of these hedges may be limited and we may not be able to adequately hedge our exposure or at all. In addition, our currency exchange losses may be magnified by PRC exchange control regulations that restrict our ability to convert RMB into foreign currency. As a result, fluctuations in exchange rates may have a material adverse effect on your investment.

***The discontinuation of any of the preferential income tax treatments currently available to us in the PRC could have a material and adverse effect on our result of operations and financial condition.***

We cannot assure you that the preferential income tax rate of our VIE will be maintained in future periods. Pursuant to the PRC Enterprise Income Tax Law, or the EIT Law, as further clarified by subsequent tax regulations implementing the EIT Law, foreign-invested enterprises and domestic enterprises are subject to enterprise income tax at a uniform rate of 25%. Certain enterprises may benefit from a preferential tax rate of 15% under the EIT Law if they qualify as “high and new technology enterprises” and meet other criteria under the EIT Law and the related regulations.

Our VIE, Shanghai Zunyi, qualified as a “high and new technology enterprise” with a valid term of three years starting from 2017 and is therefore subject to a 15% preferential income tax rate for 2017 and 2018. For the year of 2019, Shanghai Zunyi can continue to enjoy the 15% preferential income tax rate subject to its satisfaction of certification criteria as a high and new technology enterprise. If Shanghai Zunyi fails to maintain the high and new technology enterprise qualification, its applicable enterprise income tax rate will increase to 25%.

The discontinuation of the above-mentioned preferential income tax treatments or the change of the applicable preferential tax rate currently available to us in the PRC could have a material and adverse effect on our result of operations and financial condition. We cannot assure you that we will be able to maintain our current effective tax rate in the future.

#### **Risks Related to Our Ordinary Shares and ADSs**

*The trading price of our ADSs has been and is likely to continue to be volatile, which could result in substantial losses to our shareholders.*

The trading price of our ADSs has been and is likely to continue to be volatile and could fluctuate widely due to factors beyond our control. This may happen because of broad market and industry factors, like the performance and fluctuation in the market prices or the underperformance or deteriorating financial results of other listed companies based in China. The securities of some of these companies have experienced significant volatility since their initial public offerings, including, in some cases, substantial price declines in the trading prices of their securities. The trading performances of other Chinese companies’ securities after their offerings, including internet and E-commerce companies, may affect the attitudes of investors toward Chinese companies listed in the United States, which consequently may impact the trading performance of our ADSs, regardless of our actual operating performance. In addition, any negative news or perceptions about inadequate corporate governance practices or fraudulent accounting, corporate structure or matters of other Chinese companies may also negatively affect the attitudes of investors towards Chinese companies in general, including us, regardless of whether we have conducted any inappropriate activities. In addition, securities markets may from time to time experience significant price and volume fluctuations that are not related to our operating performance, which may have a material and adverse effect on the trading price of our ADSs.

In addition to the above factors, the price and trading volume of our ADSs may be highly volatile due to multiple factors, including the following:

- regulatory developments affecting us or our industry, brand partners, suppliers or third-party sellers;
- announcements of studies and reports relating to the quality of our product and service offerings or those of our competitors;
- changes in the economic performance or market valuations of other E-commerce companies;
- actual or anticipated fluctuations in our quarterly results of operations and changes or revisions of our expected results;
- changes in financial estimates by securities research analysts;
- conditions in the online retail market;
- announcements by us or our competitors of new product and service offerings, acquisitions, strategic relationships, joint ventures, capital raisings or capital commitments;
- additions to or departures of our senior management;
- fluctuations of exchange rates between the RMB and the U.S. dollar;
- release or expiry of lock-up or other transfer restrictions on our outstanding shares or ADSs;
- sales or perceived potential sales of additional ordinary shares or ADSs; and
- proceedings instituted by the SEC against five PRC-based accounting firms, including our independent registered public accounting firm.

Any of these factors may result in large and sudden changes in the volume and trading price of our ADSs. In addition, the stock market has from time to time experienced significant price and volume fluctuations that are unrelated to the operating performance of particular companies and industries. These market fluctuations may significantly affect the trading price of our ADSs.

***If securities or industry analysts do not publish research or publish inaccurate or unfavorable research about our business, the market price for our ADSs and trading volume could decline.***

The trading market for our ADSs will depend in part on the research and reports that securities or industry analysts publish about us or our business. If research analysts do not establish and maintain adequate research coverage or if one or more of the analysts who covers us downgrades our ADSs or publishes inaccurate or unfavorable research about our business, the market price for our ADSs would likely decline. If one or more of these analysts cease coverage of our company or fail to publish reports on us regularly, we could lose visibility in the financial markets, which, in turn, could cause the market price or trading volume for our ADSs to decline.

***Because we do not expect to pay dividends in the foreseeable future, holders of our ADSs must rely on price appreciation of our ADSs for return on their investment.***

We currently intend to retain most, if not all, of our available funds and any future earnings to fund the development and growth of our business. As a result, we do not expect to pay any cash dividends in the foreseeable future. Therefore, holders of our ADSs should not rely on an investment in our ADSs as a source for any future dividend income.

Our board of directors has complete discretion as to whether to distribute dividends, subject to certain requirements of Cayman Islands law. In addition, our shareholders may by ordinary resolution declare a dividend, but no dividend may exceed the amount recommended by our directors. Under Cayman Islands law, a Cayman Islands company may pay a dividend out of either profit or share premium account, provided that in no circumstances may a dividend be paid if this would result in the company being unable to pay its debts as they fall due in the ordinary course of business. Even if our board of directors decides to declare and pay dividends, the timing, amount and form of future dividends, if any, will depend on, among other things, our future results of operations and cash flow, our capital requirements and surplus, the amount of distributions, if any, received by us from our subsidiaries, our financial condition, contractual restrictions and other factors deemed relevant by our board of directors. Accordingly, the return on their investment in our ADSs will likely depend entirely upon any future price appreciation of our ADSs. There is no guarantee that our ADSs will appreciate in value or even maintain the price at which holders of our ADSs purchased the ADSs. They may not realize a return on their investment in our ADSs and they may even lose their entire investment in our ADSs.

***Substantial future sales or perceived potential sales of our ADSs in the public market could cause the price of our ADSs to decline.***

Sales of our ADSs in the public market, or the perception that these sales could occur, could cause the market price of our ADSs to decline significantly. As of March 15, 2019, we had 173,350,964 ordinary shares issued and outstanding, including 160,050,226 Class A ordinary shares, among which 113,551,183 Class A ordinary shares were represented by ADS (excluding 12,016,895 Class A ordinary shares issued to our depository bank for bulk issuance of ADSs reserved for future issuances upon the exercise or vesting of awards granted under our share incentive plans and the shares repurchased by us from the open market under our share repurchase program), and 13,300,738 Class B ordinary shares. All ADSs representing our Class A ordinary shares sold in our offerings will be freely transferable by persons other than our “affiliates” without restriction or additional registration under the U.S. Securities Act of 1933, as amended, or the Securities Act. Some ordinary shares outstanding after our offerings will be available for sale, upon the expiration of the lock-up periods (if applicable to such holder), subject to volume and other restrictions as applicable under Rules 144 and 701 under the Securities Act. Any or all of these ordinary shares may be released prior to the expiration of the applicable lock-up period at the discretion of the designated representatives. To the extent a substantial amount of shares are released before the expiration of the applicable lock-up period and sold into the market, the market price of our ADSs could decline significantly.

Certain major holders of our ordinary shares have the right to cause us to register under the Securities Act the sale of their shares, subject to the applicable lock-up periods. Registration of these shares under the Securities Act would result in ADSs representing these shares becoming freely tradable without restriction under the Securities Act immediately upon the effectiveness of the registration. Sales of these registered shares in the form of ADSs in the public market could cause the price of our ADSs to decline significantly.

***Our dual-class voting structure limits the ability of holders of our Class A ordinary shares and ADSs to influence corporate matters and could discourage others from pursuing any change of control transactions that holders of our Class A ordinary shares and ADSs may view as beneficial.***

Mr. Vincent Wenbin Qiu, our co-founder, chairman and chief executive officer, and Mr. Junhua Wu, our co-founder, director and chief growth officer, have considerable influence over matters requiring shareholder approval. Due to our dual-class voting structure, our ordinary shares consist of Class A ordinary shares and Class B ordinary shares. Based on our dual-class voting structure, on a poll, holders of Class A ordinary shares are entitled to one vote per share in respect of matters requiring the votes of shareholders, while holders of Class B ordinary shares are entitled to ten votes per share. Each Class B ordinary share is convertible into one Class A ordinary share at any time by the holder thereof, while Class A ordinary shares are not convertible into Class B ordinary shares under any circumstances. Upon any sale, transfer, assignment or disposition of beneficial ownership of any Class B ordinary shares by a holder thereof to any person or entity which is not an affiliate of such holder, such Class B ordinary shares shall be automatically and immediately converted into the equal number of Class A ordinary shares. The Class B ordinary shares beneficially owned by Mr. Vincent Wenbin Qiu and Mr. Junhua Wu represent 32.1% and 13.3% of the aggregate voting power of our company, respectively, as of March 15, 2019. The interests of Mr. Vincent Wenbin Qiu and Mr. Junhua Wu may not coincide with the interests of holders of Class A ordinary shares and ADSs, and they may make decisions with which holders of Class A ordinary shares and ADSs disagree, including decisions on important topics such as the composition of the board of directors, compensation, management succession and our business and financial strategy. To the extent that the interests of Mr. Vincent Wenbin Qiu or Mr. Junhua Wu differ from the interests of holders of Class A ordinary shares and ADSs, holders of Class A ordinary shares and ADSs may be disadvantaged by any action that they may seek to pursue. This concentrated control could also discourage others from pursuing any potential merger, takeover or other change of control transactions, which could have the effect of depriving the holders of our Class A ordinary shares and our ADSs of the opportunity to sell their shares at a premium over the prevailing market price.

***Holders of our ADSs, may have fewer rights than holders of our Class A ordinary shares and must act through the depository to exercise those rights.***

Holders of ADSs do not have the same rights as our registered shareholders. The holders of our ADSs will not have any direct right to attend general meetings of our shareholders or to directly cast any votes at such meetings. The holders of our ADSs will only be able to exercise the voting rights which are carried by the underlying Class A ordinary shares represented by their ADSs indirectly by giving voting instructions to the depository in accordance with the provisions of the deposit agreement. Under the deposit agreement, the holders of our ADSs may vote only by giving voting instructions to the depository. Upon receipt of the voting instructions from the holders of our ADSs, the depository will vote the underlying Class A ordinary shares represented by their ADSs in accordance with these instructions. The holders of our ADSs will not be able to directly exercise their right to vote with respect to the underlying Class A ordinary shares unless they withdraw such shares and become the registered holder of such shares prior to the record date for the general meeting. Under our fourth amended and restated memorandum and articles of association, the minimum notice period required to be given by our company to our registered shareholders to convene a general meeting is ten calendar days. When a general meeting is convened, the holders of our ADSs may not receive sufficient advance notice of the meeting to permit the holders of our ADSs to withdraw the underlying Class A ordinary shares represented by their ADSs and become the registered holder of such shares to allow the holders of our ADSs to attend the general meeting and to cast their vote directly with respect to any specific matter or resolution to be considered and voted upon at the general meeting. Furthermore, under our fourth amended and restated memorandum and articles of association, for the purposes of determining those shareholders who are entitled to attend and vote at any general meeting, our directors may close our register of members and/or fix in advance a record date for such meeting, and such closure of our register of members or the setting of such a record date may prevent the holders of our ADSs from withdrawing the underlying Class A ordinary shares represented by their ADSs and becoming the registered holder of such shares prior to the record date, so that they would not be able to attend the general meeting or to vote directly. If we ask for their instructions, the depository will notify the holders of our ADSs of the upcoming vote and will arrange to deliver our voting materials to them. We cannot assure the holders of our ADSs that they will receive the voting materials in time to ensure that they can instruct the depository to vote the Class A ordinary shares underlying their ADSs. In addition, the depository and its agents are not responsible for failing to carry out voting instructions or for their manner of carrying out the voting instructions of the holders of our ADSs. This means that the holders of our ADSs may not be able to exercise their right to direct how the underlying Class A ordinary shares represented by their ADSs are voted and they may have no legal remedy if the underlying Class A ordinary shares represented by their ADSs are not voted as they requested. In addition, in their capacity as an ADS holder, the holders of our ADSs will not be able to call a shareholders' meeting.

***Right of holders of our ADSs to participate in any future rights offerings may be limited, which may cause dilution to your holdings.***

We may from time to time distribute rights to our shareholders, including rights to acquire our securities. However, we cannot make rights available to holders of our ADSs in the United States unless we register both the rights and the securities to which the rights relate under the Securities Act or an exemption from the registration requirements is available. Under the deposit agreement, the depository will not make rights available to holders of our ADSs unless both the rights and the underlying securities to be distributed to ADS holders are either registered under the Securities Act or exempt from registration under the Securities Act. We are under no obligation to file a registration statement with respect to any such rights or securities or to endeavor to cause such a registration statement to be declared effective and we may not be able to establish a necessary exemption from registration under the Securities Act. Accordingly, holders of our ADSs may be unable to participate in our rights offerings and may experience dilution in their holdings.



***Holders of our ADSs may not receive cash dividends if the depositary decides it is impractical to make cash dividends available to holders of our ADSs.***

The depositary will pay cash dividends on the ADSs only to the extent that we decide to distribute dividends on our Class A ordinary shares or other deposited securities, and we do not have any present plan to pay any cash dividends on our Class A ordinary shares in the foreseeable future. To the extent that there is a distribution, the depositary of our ADSs has agreed to pay to holders of our ADSs the cash dividends or other distributions it or the custodian receives on our Class A ordinary shares or other deposited securities after deducting its fees and expenses. Holders of our ADSs will receive these distributions in proportion to the number of Class A ordinary shares their ADSs represent. However, the depositary may, at its discretion, decide that it is inequitable or impractical to make a distribution available to any holders of ADSs. For example, the depositary may determine that it is not practicable to distribute certain property through the mail, or that the value of certain distributions may be less than the cost of mailing them. In these cases, the depositary may decide not to distribute such property to holders of our ADSs.

***Holders of our ADSs may be subject to limitations on transfer of their ADSs.***

ADSs are transferable on the books of the depositary. However, the depositary may close its transfer books at any time or from time to time when it deems expedient in connection with the performance of its duties. In addition, the depositary may refuse to deliver, transfer or register transfers of ADSs generally when our books or the books of the depositary are closed, or at any time if we or the depositary deems it advisable to do so because of any requirement of law or of any government or governmental body, or under any provision of the deposit agreement, or for any other reason.

***Certain judgments obtained against us by our shareholders may not be enforceable.***

We are an exempted company incorporated under the laws of the Cayman Islands. We conduct our operations outside the United States and substantially all of our assets are located outside the United States. In addition, substantially all of our directors and officers are nationals or residents of jurisdictions other than the United States and a substantial portion of their assets are located outside the United States. As a result, it may be difficult or impossible for our shareholders to bring an action against us or against them in the United States in the event that our shareholders believe that their rights have been infringed under the U.S. federal securities laws or otherwise. Even if our shareholders are successful in bringing an action of this kind, the laws of the Cayman Islands, the PRC or other relevant jurisdiction may render our shareholders unable to enforce a judgment against our assets or the assets of our directors and officers.

***Since we are a Cayman Islands company, the rights of our shareholders may be more limited than those of shareholders of a company organized in the United States.***

Under the laws of some jurisdictions in the United States, majority and controlling shareholders generally have certain fiduciary responsibilities to the minority shareholders. Shareholder action must be taken in good faith, and actions by controlling shareholders which are obviously unreasonable may be declared null and void. Cayman Island law protecting the interests of minority shareholders may not be as protective in all circumstances as the law protecting minority shareholders in some U.S. jurisdictions. In addition, the circumstances in which a shareholder of a Cayman Islands company may sue the company derivatively, and the procedures and defenses that may be available to the company, may result in the rights of shareholders of a Cayman Islands company being more limited than those of shareholders of a company organized in the United States.

Furthermore, our directors have the power to take certain actions without shareholder approval which would require shareholder approval under the laws of most U.S. jurisdictions. The directors of a Cayman Islands company, without shareholder approval, may implement a sale of any assets, property, part of the business, or securities of the company. Our ability to create and issue new classes or series of shares without shareholder approval could have the effect of delaying, deterring or preventing a change in control of our company without any further action by our shareholders, including a tender offer to purchase our ordinary shares at a premium over prevailing market prices.

***Our articles of association contain anti-takeover provisions that could discourage a third party from acquiring us, which could limit our shareholders' opportunity to sell their shares, including Class A ordinary shares represented by our ADSs, at a premium.***

Our fourth amended and restated articles of association contain provisions which have the potential to limit the ability of others to acquire control of our company or cause us to engage in change-of-control transactions. These provisions have the effect of depriving our shareholders of an opportunity to sell their shares at a premium over prevailing market prices by discouraging third parties from seeking to obtain control of our company in a tender offer or similar transaction. For example, our board of directors has the authority, without further action by our shareholders, to issue preferred shares in one or more series and to fix their designations, powers, preferences, privileges and other rights, including dividend rights, conversion rights, voting rights, terms of redemption and liquidation preferences, any or all of which may be greater than the rights associated with our Class A ordinary shares, in the form of ADS or otherwise, at such time and on such terms as they may think appropriate. In the event these preferred shares have better voting rights than our Class A ordinary shares, in the form of ADSs or otherwise, they could be issued quickly with terms calculated to delay or prevent a change in control of our company or make removal of management more difficult. If our board of directors decides to issue preferred shares, the price of our ADSs may fall and the voting and other rights of the holders of our Class A ordinary shares and ADSs may be materially and adversely affected.

***As a foreign private issuer, we are permitted to, and we may, rely on exemptions from certain Nasdaq corporate governance standards applicable to domestic U.S. issuers. This may afford less protection to holders of our ordinary shares and the ADSs.***

We are exempted from certain corporate governance requirements of the Nasdaq Stock Market Rules by virtue of being a foreign private issuer. We are required to provide a brief description of the significant differences between our corporate governance practices and the corporate governance practices required to be followed by domestic U.S. companies listed on The Nasdaq Global Select Market. The standards applicable to us are considerably different than the standards applied to domestic U.S. issuers. For instance, we are not required to:

- have a majority of the board be independent;
- have a nominating and corporate governance committee consisting entirely of independent directors;
- solicit proxy and hold an annual meeting of shareholders no later than one year after the end of the issuer's fiscal year-end;
- have regularly scheduled executive sessions with only independent/non-management directors; or
- have executive sessions of solely independent directors each year.

In addition, in July 2016, our board of directors approved an amendment to our 2015 Share Incentive Plan, or the 2015 Plan, to increase the number of Class A ordinary shares reserved for issuance under our 2015 Plan, and we followed our home country practice that does not require shareholder approval for such amendment.

We have relied on and intend to continue to rely on some of these exemptions. As a result, our shareholders may not be provided with the benefits of certain corporate governance requirements of the Nasdaq Stock Market Rules.

***As a foreign private issuer, we are exempt from certain disclosure requirements under the Exchange Act, which may afford less protection to our shareholders than they would enjoy if we were a domestic U.S. company.***

As a foreign private issuer, we are exempt from, among other things, the rules prescribing the furnishing and content of proxy statements under the Exchange Act. In addition, our executive officers, directors and principal shareholders are exempt from the reporting and short-swing profit and recovery provisions contained in Section 16 of the Exchange Act. We are also not required under the Exchange Act to file periodic reports and financial statements with the SEC as frequently or as promptly as domestic U.S. companies with securities registered under the Exchange Act. As a result, our shareholders may be afforded less protection than they would under the Exchange Act rules applicable to domestic U.S. companies.

***We may become a passive foreign investment company, which could result in adverse United States federal income tax consequences to United States investors.***

We believe we were not a passive foreign investment company, or PFIC, for the taxable year ended December 31, 2018, and we do not expect to become a PFIC in the foreseeable future. No assurance can be given as to our PFIC status, however, since the PFIC rules are uncertain in several respects and the determination of whether we are a PFIC for any taxable year can only be made after the end of the year and depends on the market price of our ADSs, which may fluctuate significantly, as well as the composition of our income and assets during the year. See "Item 10. Additional Information—E. Taxation—Material U.S. Federal Income Tax Consequences—Passive Foreign Investment Company."

If we were treated as a PFIC, such characterization could result in adverse United States federal income tax consequences to a United States investor. For example, if we were treated as a PFIC, our United States investors could become subject to increased tax liabilities under United States federal income tax laws and regulations and would become subject to burdensome reporting requirements. See "Item 10. Additional Information—E. Taxation—Material U.S. Federal Income Tax Consequences—Passive Foreign Investment Company."

***Changes in our United States federal income tax classification, or that of our subsidiaries, could result in adverse tax consequences to our 10% or greater U.S. shareholders.***

The U.S. tax Act known as the Tax Cuts and Jobs Act (the “2017 Act”) signed on December 22, 2017 may have changed the consequences to U.S. shareholders that own, or are considered to own, as a result of the attribution rules, 10% or more of the voting power or value of the stock of a non-U.S. corporation (a “10% U.S. shareholder”) under the U.S. Federal income tax law applicable to owners of U.S. controlled foreign corporations (“CFCs”).

Prior to the 2017 Act, we did not believe we, or any of our non-U.S. subsidiaries, were CFCs, based on our 10% U.S. shareholders (if any) together owning less than 50% of our ordinary shares. The 2017 Act repealed Internal Revenue Code Section 958(b)(4), which, unless clarified in future regulations or other guidance, may result in classification of certain of our non-U.S. subsidiaries as CFCs. This classification could cause significant and adverse U.S. tax consequences for our existing 10% U.S. shareholders (if any) or any person who becomes a 10% U.S. shareholder. Therefore, 10% U.S. shareholders (if any) and persons considering becoming 10% U.S. shareholders are strongly urged to consult with their tax advisors regarding the 2017 Act revisions to the U.S. Federal income tax law applicable to owners of CFCs.

**ITEM 4. INFORMATION ON THE COMPANY**

**A. History and Development of the Company**

We, Baozun Inc., are an exempted company incorporated under the laws of the Cayman Islands on December 17, 2013. We changed our holding company’s name from Baozun Cayman Inc. to Baozun Inc. in March 2015.

We are a holding company and operate our business through our wholly-owned subsidiaries and a PRC consolidated VIE. We commenced operations to provide brand E-commerce solutions in China in August 2007 through Shanghai Baozun, a PRC limited liability company founded by our CEO Mr. Vincent Wenbin Qiu, our COO Mr. Junhua Wu, Mr. Michael Qingyu Zhang and several other individual investors, or collectively, the Founding Shareholders. Shanghai Baozun, our wholly-owned subsidiary, provides integrated brand-E-commerce solutions to our brand partners, including IT services, store operations, digital marketing, customer services, warehousing and fulfillment.

In March 2010, we incorporated our wholly-owned subsidiaries, Shanghai Bodao E-commerce Limited, or Shanghai Bodao, and Shanghai Yingsai Advertisement Limited, or Shanghai Yingsai, in China. In December 2011, to further develop our E-commerce solutions business, we incorporated our wholly-owned subsidiary, Shanghai Fengbo E-commerce Limited, or Shanghai Fengbo, in China. Shanghai Fengbo and Shanghai Bodao provide brand E-commerce solutions to our brand partners, and Shanghai Yingsai provides marketing services to our brand partners. As we began to expand our business outside of mainland China, we established Baozun Hongkong Limited in September 2013, which serves as our operation center in Hong Kong. In December 2013, we incorporated our holding company, Baozun Cayman Inc., under the laws of the Cayman Islands. We incorporated Baozun Hong Kong Holding Limited in January 2014 to develop our E-commerce solutions business in Hong Kong and internationally.

The operation of value-added telecommunications businesses in China requires an ICP license, and foreign ownership of value-added telecommunications business is subject to restrictions under current PRC laws, rules and regulations. We hold an ICP license through our PRC consolidated VIE, Shanghai Zunyi, to operate our value-added telecommunications services in compliance with PRC laws and regulations. In April and July 2014, through Shanghai Baozun, we entered into certain contractual arrangements with Shanghai Zunyi and its shareholders under which we gained effective control over the operations of Shanghai Zunyi. Shanghai Zunyi was a dormant company before July 2014, served consumers through our Maikefeng marketplace, including our Maikefeng mobile application and mkf.com website, from 2014 to 2017, and currently provides brand E-commerce service to our brand partners.

In October 2014, we established Taiwan Baozun Corporation, a wholly-owned subsidiary, to expand our provision of brand E-commerce solutions to the Taiwan market.

In October 2015, we established Baozun (Japan) Limited, a wholly-owned subsidiary, seeking to introduce more Japanese brands to Chinese consumers.

In September 2016, we established our joint venture, Baozun-CJ, with CJ O Shopping, a division of CJ Group, a Korean culture and lifestyle conglomerate, to introduce highly sought-after Korean brands to Chinese consumers.

In July 2016, we established a wholly-owned subsidiary, Baotong E-Logistics Supply Chain (Suzhou) Co., Ltd., or Baotong E-Logistics, to provide warehousing and logistics solutions. In March 2017, we established another wholly-owned subsidiary, Baotong E-Logistics Technology (Suzhou) Limited to substitute Baotong E-Logistics in providing warehousing and logistics solutions.

On May 21, 2015, our ADSs commenced trading on The Nasdaq Global Select Market under the symbol “BZUN.”

In December 2016, we completed a follow-on public offering of our ADSs, in which we issued and sold an aggregate of 9,000,000 Class A ordinary shares represented by 3,000,000 ADSs at US\$12.25 per ADS and the selling shareholders sold an aggregate of 3,000,000 ADSs. The aggregate price of the offering amount registered and sold by us was approximately US\$36.8 million, of which we received net proceeds of approximately US\$33.1 million, after deducting underwriting discounts and commissions and offering expenses payable by us.

In June 2017, we established an innovation center, which focuses on enhancing our IT capabilities and helps us shape the market by developing and standardizing new services such as cloud-based operating platforms, big data analysis tools for brand E-commerce, the implementation of artificial intelligence in brand E-commerce over time and upgrade of current technology systems, in order to serve a wider variety of brand partners and other customers with a broader array of services.

In May 2018, we launched our new slogan “Technology empowers future success” as technology is our key growth driver for the future.

As a holding company, our ability to pay dividends depends upon dividends and other distributions on equity paid to us by our principal operating subsidiaries. Pursuant to PRC laws and regulations, our wholly-owned subsidiaries may pay dividends only out of their retained earnings, and are required to set aside a portion of their net income each year to fund certain statutory reserves. These reserves, together with the registered equity, are not distributable as cash dividends.

Our principal executive offices are located at Building B, No. 1268 Wanrong Road, Shanghai 200436, the People’s Republic of China. Our telephone number at this address is +86 21 8026-6000. Our agent for service of process in the United States is Law Debenture Corporate Services Inc., located at 801 2nd Avenue, Suite 403, New York, NY 10017. Our Internet address is [www.baozun.com](http://www.baozun.com). The information on our website is not a part of this document. The SEC maintains an Internet site that contains reports, proxy and information statements, and other information regarding issuers that file electronically with the SEC at the website of <http://www.sec.gov>.

## **B. Business Overview**

We believe we are the leading brand E-commerce service partner in China. We help brands execute their E-commerce strategies in China by selling their goods directly to consumers online or by providing services to assist with their E-commerce operations. Our integrated end-to-end brand E-commerce capabilities encompass all aspects of the E-commerce value chain covering IT solutions, store operations, digital marketing, customer services, warehousing and fulfillment. Leveraging our mastery of the four “I”s – interpretation, implementation, integration and innovation, we deliver omni-channel solutions to create seamless shopping experience across various touch points online and offline, enabling optimal and consistent branding and generating sales results that reflect our brand partners’ unique E-commerce proposition.

With E-commerce in China growing rapidly in scale, more leading brands view E-commerce as a critical part of their expansion strategy. However, as the industry also grows in complexity, brands rely on us as their trusted partner to provide local knowledge and industry expertise in executing and integrating E-commerce strategies. This helps our brand partners avoid significant investment and risks associated with establishing and maintaining their own local infrastructure and developing their own capabilities.

We provide E-commerce solutions to 185 brand partners as of December 31, 2018. These brands encompass diverse categories, including: apparel and accessories; appliances; electronics; home and furnishings; food and health products; beauty and cosmetics; fast moving consumer goods and mother and baby; and insurance and automobiles. Many of our brand partners, such as Philips, Nike and Microsoft, are leaders in their respective industries.

We believe our brand partners value us for our integrated E-commerce capabilities, dependable services, deep category expertise, market insight and ability to innovate and adapt to the fast-changing E-commerce market. Our end-to-end brand E-commerce capabilities allow us to leverage brand partners’ unique resources and seamlessly integrate with their back-end systems to enable data tracking and analytics for the entire transaction value chain, making our services a valuable part of our brand partners’ E-commerce functions. We help our brand partners establish market presence and launch products quickly on official brand stores and major online marketplaces in China, such as Tmall and JD.com, and on some emerging E-commerce channels, such as WeChat Mini Programs. Since 2016, we have consistently been recognized by Tmall as a “six-star” E-commerce service partner, based on a suite of performance measures, including operational capabilities, brand development capabilities and service ratings. This is the highest ranking awarded to Tmall E-commerce service partners. We also help our brand partners devise and execute O2O strategies to integrate their online and offline retail networks.

Our store operation capabilities, logistics network and warehousing resources are crucial to our success. We provide our brand partners with customized solutions and dedicated personnel with relevant industry expertise and brand-specific training in operating E-commerce stores. We partner with leading nationwide and local logistics service providers to ensure reliable and timely delivery. We are recognized by SF Express, one of the largest Chinese express delivery companies, as one of its top five customers in China. We are able to achieve next-day delivery in over 200 cities across China. As of December 31, 2018, we operated warehouses with an aggregate gross floor area of approximately 350,000 square meters in six strategic cities, serving end customers from mainland China, Hong Kong, Macau and Taiwan. Our warehouse management system can be customized to accommodate differences in product specifications and handle requirements specific to categories ranging from apparel and consumer electronics to beauty and health products. In September 2016, our wholly-owned warehousing and logistics solutions subsidiary, Baotong E-Logistics, became a partner of Cainiao, which enabled us to leverage Cainiao's network to better serve our brand partners.

Leveraging our proprietary and scalable technology infrastructure and systems and our data analytics capability, we provide integrated E-commerce solutions that synchronize our partners' online store operations, marketing campaigns, inventory management, order fulfillment and customer service. In June 2017, we established an innovation center which focuses on enhancing our IT capabilities and helps us streamline brand E-commerce operations through intelligent operating systems and digital tools. Our innovation center developed proprietary technologies that have been successfully applied to our operations, including our Cloud-based System Plus, which enables efficient setup of online official brand stores and official brand WeChat Mini Programs with comprehensive functions, and our Retail Operation Support System, or ROSS, which encompasses a series of modules enabling efficient product management, store content management, store event management and customer analysis to facilitate store operations. In addition, we appreciate the importance of information security and have built a solid information security management system as evidenced by our ISO27001 certifications in December 2015 and December 2018, each with a valid term of three years. The scalability of our systems, built on modular implementation and deep knowledge across the E-commerce value chain, allows us to provide customized solutions across categories and channels, and to support a growing array of transactions as we add new brand partners, integrate new channels and accommodate surges in consumer demand.

We continue to win brand partners' loyalty with our track record of converting their sales and marketing goals into structured solutions that consistently deliver measurable sales results. We analyze diverse consumer behavior data through CRM, our proprietary customer relationship management system. We have also developed our Business Intelligence software, which enables real-time analysis of transaction data across personal computer and mobile channels to make more targeted and insightful marketing recommendations to our brand partners. We believe that our relationships with brand partners will be further strengthened as we increase our solution offerings on more channels, launch more marketing initiatives and campaigns and increase the sales of our brand partners.

Depending on each brand partner's specific needs and characteristics of its product category, we provide solutions to our brand partners under one or a combination of our three business models: distribution model, consignment model and service fee model. Under the distribution model, we select and purchase goods from our brand partners and/or their authorized distributors and sell goods directly to consumers through official brand stores or official marketplace stores operated by us on behalf of our brand partners. Under the consignment model and the service fee model, we provide a variety of E-commerce services, such as IT solutions, online store operation, digital marketing and customer service to our brand partners and other customers. Under the consignment model, in addition to these services, we also provide warehousing and fulfillment services. We have been optimizing our business model mix since 2015, which has enabled us to reduce inventory exposures and enhance our profitability. In 2016, 2017 and 2018, GMV from distribution model, or distribution GMV, contributed 22.5%, 13.7% and 9.9% of our total GMV, respectively.

We generate revenues from two revenue streams: (i) product sales and (ii) services. We derive product sales revenues primarily through selling products on behalf of brand partners to consumers under the distribution model, and derive services revenues primarily through charging brand partners and other customers fees under the consignment model and the service fee model. For services provided under the consignment model and service fee model, we charge fixed fees and/or variable fees primarily based on GMV or other variable factors such as number of orders fulfilled.

Our GMV was RMB11,264.8 million, RMB19,112.2 million and RMB29,426.0 million (US\$4,279.8 million) in 2016, 2017 and 2018, respectively. In 2016, 2017 and 2018, our total net revenues were RMB3,390.3 million, RMB4,148.8 million and RMB5,393.0 million (US\$784.4 million), respectively. For the same periods, net revenues from product sales accounted for 64.2%, 54.4% and 46.7%, respectively, of our total net revenues. We recorded net income of RMB85.4 million, RMB209.1 million and RMB269.8 million (US\$39.2 million) in 2016, 2017 and 2018, respectively. We had non-GAAP net income of RMB119.6 million, RMB267.9 million and RMB346.8 million (US\$50.4 million) in 2016, 2017 and 2018, respectively. See “Item 3. Key Information—A. Selected Financial Data—Non-GAAP Financial Measures.”

### ***Our Business Models and Solutions***

Through our integrated brand E-commerce capabilities, we provide end-to-end brand E-commerce solutions that are tailored to meet our brand partners’ unique needs. Our E-commerce capabilities encompass every aspect of the E-commerce value chain, including:

- IT solutions;
- online store operation;
- digital marketing;
- customer service; and/or
- warehousing and fulfillment.

Depending on each brand partner’s specific needs and characteristics of its product category, our brand partners utilize one or a combination of our solutions under one or a combination of our business models:

- distribution model;
- consignment model; and
- service fee model.

We derive revenues under our business models as follows:

- ***Product sales revenues.*** We derive product sales revenues when we sell products to consumers under the distribution model.
- ***Services revenues.*** We derive services revenues under the service fee model and consignment model.

In 2016, 2017 and 2018, net revenues from product sales accounted for 64.2%, 54.4% and 46.7%, respectively, of our net revenues. Over time, we work with our brand partners under different combinations of business models to meet their evolving needs and sales objectives. Accordingly, our revenue mix may vary over time.

### ***Business Models***

We believe our brand partners value us for our integrated E-commerce capabilities, dependable services, deep category expertise, market insight and ability to innovate and adapt to the fast-changing E-commerce market. Depending on each brand partner’s specific needs and characteristics of its product category, we provide solutions to our brand partners under one or a combination of our three business models: distribution model, consignment model and service fee model.

#### ***Distribution Model***

Under the distribution model, we select and purchase goods from our brand partners and/or their authorized distributors and sell goods directly to consumers through official brand stores or official marketplace stores operated by us on behalf of our brand partners. In order to generate product sales, we utilize every aspect of our E-commerce capabilities. Specifically, we utilize our IT and store operation capabilities to set up and operate online stores, including brand stores and marketplace stores. We utilize our warehousing and fulfillment capabilities to store and deliver goods to our consumers. We utilize our customer service capability to facilitate sales and ensure our consumers are satisfied. In order to increase our product sales, we utilize our digital marketing capabilities to boost site traffic and transaction volume. When we operate stores under the distribution model, the sites will typically indicate that Baozun is the seller of the products and, when we deliver goods to our consumers, the invoices and tax receipts will typically bear our name instead of those of our brand partners.

*Service Fee Model*

Under the service fee model, we provide one or more of the following services in exchange for service fees:

- IT solutions;
- online store operation;
- digital marketing; and/or
- customer service.

*Consignment Model*

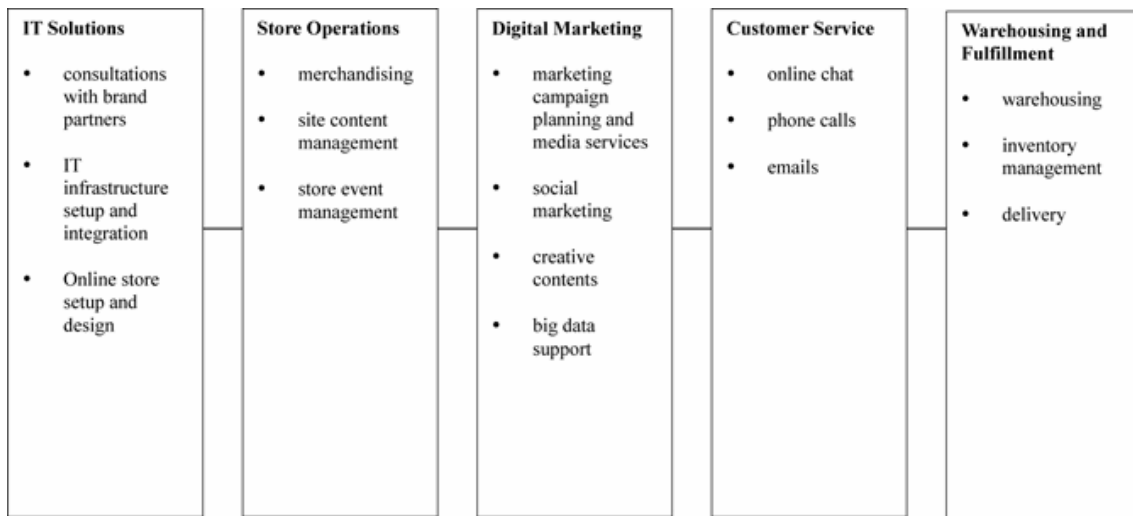
Under the consignment model, in addition to the above services we may offer under the service fee model, we also provide warehousing and fulfillment services, whereby our brand partners stock goods in our warehouses for future sales and we are responsible for delivering goods to consumers. In contrast with the distribution model, however, we do not take title to the products, do not have any latitude in establishing prices and selecting merchandise, have no discretion in selecting suppliers and generally are not involved in determining product specifications. We may also facilitate our brand partners' online sales of goods as an agent and charge our brand partners commission fees based on a pre-determined formula.

In addition to serving our brand partners, we also provide digital marketing and other services to other customers under our service fee model.

**End-to-end Brand E-commerce Capabilities**

Our integrated brand E-commerce capabilities enable us to provide end-to-end solutions that encompass every aspect of the E-commerce value chain, including IT infrastructure setup and integration, online store design and setup, store operations, visual merchandizing and marketing campaigns, customer services, warehousing and order fulfillment. We utilize our capabilities and tailor our solutions to fulfill the specific needs of each brand partner. For each brand partner, we first hold consultations to determine its E-commerce needs and development plans. Each brand partner may then elect to use our full E-commerce capabilities or select specific elements of our capabilities that best fit their needs. Depending on these specific arrangements with brand partners, we generate revenues under different business models.

The flowchart below illustrates our capabilities and the solutions we offer for each aspect of our brand E-commerce operations:



## IT Solutions

With our expertise in technology infrastructure and system, web design and our deep understanding of Chinese consumers' online shopping habits, we help our brand partners set up E-commerce sites that enhance their brands and cater specifically to local consumers. We provide proprietary E-commerce technology which can be customized to and integrated with our brand partners' existing operation back-end systems in a convenient and cost-effective manner.

Where necessary, we also help our brand partners set up or improve the suitability of their own IT infrastructure for E-commerce operations. Our proprietary E-commerce IT platform supports a wide range of localized features, including payment and live chat, as well as mobile and new consumer touch points. Our IT services enable our brand partners to quickly adapt to the local E-commerce market and effectively service online shoppers in China without the costs associated with establishing and maintaining local infrastructure and capabilities on their own. For more information about our technology infrastructure and capabilities, please see “—Technology Infrastructure and Capabilities.”

In addition to establishing the infrastructure for system integration, our web designers help our brand partners design online stores that enhance their brand image and online presence. Our web developers also incorporate features and functions familiar to Chinese consumers to facilitate conversion of site visitors into paying consumers.

Our Cloud-based System Plus enables efficient setup of official brand stores and official brand WeChat Mini Programs for our brand partners. It is seamlessly integrated with our E-commerce support systems such as Order Management System, or OMS, and Warehouse Management System, or WMS, to ensure omni-channel synchronization, and allows us to efficiently build up comprehensive functions necessary for official brand stores and official brand WeChat Mini Programs, such as digital marketing, order management, product recommendations, and membership management.

## Store Operations

We believe efficient store operations are crucial to our brand partners' E-commerce business. We staff dedicated operations teams for stores operated by us and maintain proprietary technology infrastructure and system for store operations. Our operations teams closely monitor and are responsible for all activities and the daily upkeep of online stores. The functions of the operations teams and systems broadly fall into three categories: merchandising, site content management and store event management.

- **Merchandising:** Each operations team has merchandising staff in charge of maintaining an appropriate level of inventory for online stores by procuring products to be sold on our brand partners' online stores and forecasting quantities to purchase based on expected demand.

Our operations teams also assist our brand partners in launching products, managing product listing, and processing sales orders in online stores. We manage sales orders through our proprietary order management system that integrates with our other technology platforms to ensure smooth online transactions.

Our merchandising staff monitors store sales through periodic sales reports.

- **Site Content Management:** In addition to providing design services during the initial store setup, we also periodically update the content on stores operated by us in order to maintain the appeal of the stores. We have a design services team that helps ensure that brands' online stores are artfully presented, and refreshed in keeping up-to-date with our brand partners' latest advertising campaigns. Our design services team regularly works with our brand partners in producing the most updated digital content, including product photography, site banners and other promotional content. For more information about our design services team, see “—Digital Marketing—Creative Contents.”
- **Store Event Management:** Our store event management system monitors and identifies events and activities on E-commerce marketplaces or other channels, and systematically manage application and registration procedures in batch processing, including event consolidation, goods identification and data unification, and visual content organization and upload, to improve efficiency and minimize errors. With this robust system, we were able to effectively manage the number of employees engaged in our store event management functions.



## Digital Marketing

We believe digital marketing is key in boosting visitor traffic and increasing conversion and overall transaction volume at online stores. Our omni-channel brand E-commerce operation capabilities enable us to effectively leverage diverse data to conduct results-driven marketing planning and execution. We have developed multi-faceted digital marketing capabilities and are able to effectively design and execute marketing plans across various online platforms, including official marketplace stores, brand stores, as well as other major and emerging online media and channels. Our digital marketing service can also be provided independently from our brand E-commerce service and is available to our non-brand partners, which serves as an additional brand partner acquisition channel.

Leveraging our experience in the E-commerce value chain, we have received broad awareness and recognition of our expertise in digital marketing. In 2018, we were awarded the Bronze Award for Data-driven Marketing at the 2018 Greater China Effie Awards, a preeminent advertising award in China's advertising industry. In addition, we won two bronze awards and one nomination in the ROI Festival 2017, in our first participation in this event, and one silver award and one bronze award in the ROI Festival 2018. The ROI Festival is considered one of the most influential festivals for creative marketing in Asia. We also received agency certifications from reputable companies such as Alibaba Group to become their marketing partner and data mining partner, which we believe will enhance our in-depth understanding of consumer behavior, increase effectiveness of our digital marketing service, as well as further strengthen our advantage in E-commerce operations.

Our digital marketing capabilities include (i) marketing campaign planning and media services; (ii) social marketing; (iii) creative content; and (iv) big data support.

- **Marketing Campaign Planning and Media Services:** We provide both marketing campaign planning and media services to our customers. In planning our brand partners' online advertising media, we first work with our brand partners to determine their most likely and desired audience. Based on that determination, we then identify with our brand partners which media platforms our brand partners' intended audience is most likely to visit, and we design advertising campaigns crafted to have the most impact on the targeted audience. Our media planning capabilities enable our brand partners to achieve targeted online advertising campaigns, minimize wastage and hence increase their return on investment, or ROI.

We provide in diversified media services for our brand partners, including comprehensive marketing on major E-commerce marketplaces, search engine optimization, and advertising on other popular online media and channels. For example, based on our understanding of the methodologies and mechanisms adopted by search engines, we customize the content of the stores operated by us to achieve high rankings. Where appropriate, we also help our brand partners negotiate arrangements with search engines to favorably list the stores operated by us on search results pages.

- **Social Marketing:** Based on our experience, purchase decisions of Chinese E-commerce consumers are heavily influenced by recommendations from family, friends, and colleagues who are considered to be trusted information sources. We believe we are able to provide tremendous value to our brand partners by helping them formulate social marketing strategies and campaigns that encourage consumers' engagement with their brands and drive consumers' desire to purchase their products.

One of the most important social marketing channels is social media platforms. We identify the preferred social media platforms of our brand partners' target consumers and open and operate accounts on these platforms for our brand partners. We create and publish contents on our brand partners' accounts, and we engage in dialogues with consumers who post on our brand partners' accounts. We track visitors' activities and analyze the impact of our social marketing outreach.

In addition, we monitor and respond to comments about our brand partners on internet forums and product review websites. We help identify key opinion leaders on these platforms and work with them in responding to comments about our brand partners. We believe that providing meaningful feedback addressing potential customers' concerns greatly facilitate their purchase decisions.

- **Creative Contents:** We provide our brand partners with the infrastructure and expertise for producing digital content to be used on their online stores. We operate an in-house, professional photography studio in Shanghai to create digital product images for product features, promotions and advertising campaigns. Our production services range from pre-production work such as casting, art direction and styling to post-production editing and retouching.

We also employ a team of copywriting staff who produces product descriptions and related content, such as buyers' guides, sizing charts, product tours and comparison shopping tools.

- **Big Data Support:** We use data we collect from our data warehouse and reporting system to understand consumers' online shopping habits and apply these insights to create impactful marketing campaigns for our brand partners. We are able to analyze such data and provide holistic big data support to our brand partners to help them refine their digital marketing strategies under a results-driven approach. For more information about our data warehouse and reporting system, please see "—Technology Infrastructure and Capabilities—Back-end proprietary technology infrastructure."

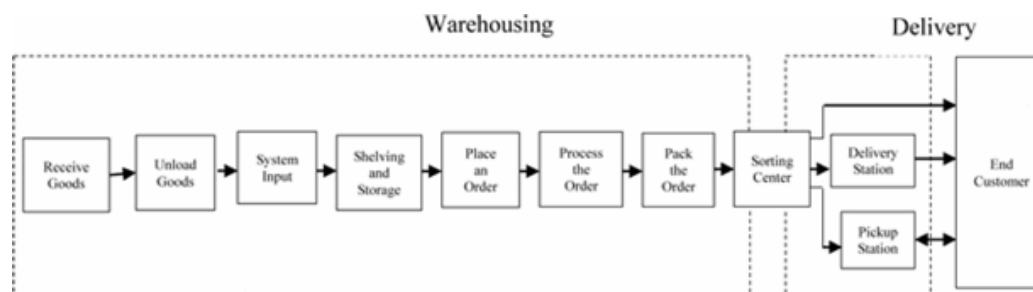
## Customer Service

Providing satisfactory pre-sale and post-sale customer services is one of our top priorities. We believe in the importance of real-time customer assistance. Customers can contact us through online chat, phone calls or emails. Pre-sale questions relating to product details comprise most of the questions we receive from customers, and we believe that a great pre-sale customer service experience could encourage customers' purchases. Customers can access our online representatives and service hotlines from 9 a.m. to 10 p.m. daily (except three days per year during the Chinese New Year holiday).

We assign our brand partners dedicated brand customer service teams who have undergone customer service training, initial and periodic examinations and targeted coaching sessions.

## Warehousing and Fulfillment

We have established along the E-commerce value chain a robust logistics network and warehousing capacity to help ensure a smooth and positive shopping experience for consumers of online stores. We adopt a flexible logistics model supported by our robust and advanced warehouse management system. We partner with leading nationwide and quality logistics service providers to ensure reliable and timely delivery to over 500 cities across China through their network. The following flowchart illustrates our warehousing and fulfillment process:



As of December 31, 2018, we operated eleven warehouses with an aggregate gross floor area of approximately 350,000 square meters in Suzhou, Shenzhen, Langfang, Chengdu, Wuxi and Hong Kong. Our warehouses cater to different product categories. We provide value-added services to our brand partners, such as anti-counterfeit code protection and tailor-made packaging. In addition, we also store goods in six other warehouses operated by third parties. With our proprietary warehouse management systems, we are able to closely monitor each step of the fulfillment process from the time a purchase order is confirmed and the product stocked in our warehouses, up to when the product is packaged and picked up by a logistics service provider for delivery to a consumer. Shipments from suppliers first arrive at our warehouses. At each warehouse, inventory is bar-coded and tracked through our warehouse management system, allowing real-time monitoring of inventory levels across our network. Our warehouse management system is specifically designed to support a large volume of inventory turnover. Our warehouses fulfilled approximately 17.8 million, 28.4 million and 41.7 million orders in 2016, 2017 and 2018, respectively. As of December 31, 2018, our warehouse management processing system was capable of processing 2,270,000 inbound pieces and 2,300,000 outbound orders per day. During the Singles Day promotion in 2018, our warehouse management processing system processed approximately 14.5 million orders, showcasing our ability to support an enormous flow of transactions and order traffic. We closely monitor the speed and service quality of our logistics service providers through consumer surveys and feedbacks from consumers to ensure their satisfaction.

## **Brand Partners & Brand Partner Development and Services**

### ***Brand Partners***

As of December 31, 2018, we provided E-commerce solutions to 185 brand partners primarily under annual or tri-annual service contracts. Our brand partners cover diverse product categories, including: apparel and accessories; appliances; electronics; home and furnishings; food and health products; beauty and cosmetics; fast moving consumer goods and mother and baby; and insurance and automobiles. Some of our existing brand partners have had years of cooperation with us and we generated a significant portion of our net revenue through (i) the sale of products in the stores of these brands operated by us and (ii) provision of our services to these brand partners. See "Item 3. Key Information—D. Risk Factors—Risks Related to Our Business—If we are unable to retain our existing brand partners, our results of operations could be materially and adversely affected."

## ***Brand Partner Development and Services***

### ***Brand Partner Screening and Acquisition***

We have implemented a strict and methodical brand selection process. Based on our screening guidelines, we carefully select prospective brand partners, choosing to work only with those that are established in profitable industries and product categories and with long-term potential. In addition, we screen potential brand partners based on criteria such as projected annual GMV and service fees, projected profitability and proposed duration of cooperation. We also conduct due diligence reviews on our prospective brand partners' qualifications, including whether they hold the proper business operation licenses and safety, sanitary and quality certifications, and trademark registration certificates and license agreements in relation to the branded products.

We strategically focus on brand partners in product categories that we believe will help optimize our revenue mix and improve our profitability. We intend to grow our business by adding new brand partners into our brand partner portfolio. We seek to attract new brand partners by providing solutions that enable them to grow their E-commerce business more rapidly and cost-effectively than they could on their own. We have been able to use the capabilities we have developed for our existing brand partners to attract new brand partners. We also intend to attract customers with our high-quality digital marketing services and technology services, and convert such customers into our brand partners.

### ***Brand Partner Services Team***

We typically assign each brand partner a dedicated brand partner service team to offer individually tailored services and solutions. All stores across a brand partner's different channels share the same service team to ensure seamless services to our brand partners.

## **Channels**

We currently provide brand E-commerce services on major marketplaces, such as Tmall and JD.com, and some emerging E-commerce channels, such as WeChat Mini Programs and social media. We also operate official brand stores and provide O2O solutions to our brand partners. We leverage all of these platforms to deliver omni-channel solutions that combine the strengths of diverse platforms to achieve optimal branding effect and sales results responsive to the E-commerce objectives of each brand partner.

### ***Official Marketplace Stores***

We maintain close working relationships with the major marketplaces in China, such as Tmall and JD.com. Our brand E-commerce solutions benefit third-party marketplaces by helping them attract new brand retailers. As such, marketplaces are often motivated to work closely with us to facilitate our ability to connect our brand partners to their systems.

We enter into annual platform service agreements with online marketplaces to set up and maintain online stores on these channels. Pursuant to these agreements, we typically pay online marketplaces based on a pre-determined percentage of GMV for transactions settled that varies by product category, and typically ranges from 0.5% to 5.0%. We also pay annual upfront service fees to marketplaces, up to 100% of which may be refunded depending on our sales volume. We also pay security deposits for potential disputes under these agreements.

### ***Official Brand Stores***

We also offer to work with our brand partners in setting up and operating their standalone official brand stores. Based on our experience, consumers expect a total brand immersion experience at an official brand store, which may involve a different presentation of a store compared to official marketplace stores that blend the brand's image with the particular marketplace's interface. We utilize our in-house design team in crafting online and mobile sites for official brand stores and mobile sites that deliver impactful online presence for our brand partners. As of December 31, 2016, 2017 and 2018, we operated 26, 35 and 42 official brand stores, respectively. As of December 31, 2017 and 2018, we operated mobile sites for 29 and 30 of our brand partners, respectively.

### ***Social Media and other Channels***

We work with our brand partners to enhance awareness of their brands on social media and some emerging E-commerce channels. For example, we help our brand partners set up accounts and design their homepage on WeChat and help to regularly update their accounts with stories relating to their products, activities and brands. We also monitor comments on our brand partner's accounts and work with our brand partners in responding to these comments. In addition, we help brand partners directly integrate their WeChat public accounts with their back-end systems across all marketplace platforms to enable flash sale or routine sale of branded products on social media platforms. We also launch and expand WeChat Mini Programs for our brand partners with established official marketplace stores/official brand stores and operate their WeChat stores for our brand partners.

### ***O2O/New Retail Solutions***

We help our brand partners devise and execute O2O and new retail strategies by integrating and utilizing their online/offline retail space and customer data to optimize sales opportunities and encourage a more connected consumer experience. Our omni-channel capabilities help our brand partners achieve optimal branding effect and sales results that are responsive to our brand partners' E-commerce objectives. We also offer our omni-channel matrix of solutions to our brand partners to help them rapidly establish an online presence. Examples of our O2O capabilities include:

- allowing consumers to place purchase orders and make payments online, pick up or return and exchange goods offline;
- aligning consumers' online and offline loyalty programs;
- syncing online and offline QR codes;
- providing brand partners with an effective channel to interact with offline consumers and providing offline consumers with a convenient and reliable channel to online shopping via interactive screens in offline retail stores;
- devising and executing O2O strategies for traditional brands lacking IT and system integration capabilities but that have strong offline presence; and
- connecting and integrating brand partners' offline stores with their Tmall stores and brand hubs.

### **Payment Service Providers**

Third-party marketplaces and our brand partners' official brand stores provide consumers with the flexibility to choose from a number of payment options. These payment options include online payments with credit cards and debit cards issued by major banks in China, and payment through third-party online payment platforms, such as Alipay and WeChat Pay.

In addition, official brand stores typically offer a "payment on delivery" payment option. Our logistics partners deliver products to customers' designated addresses and collect payment on site. In addition to accepting cash, delivery personnel carry mobile POS machines for processing debit cards and credit cards.

### **Logistics Partners**

We deliver orders placed on stores operated by us to all areas in China through reputable third-party couriers with nationwide coverage, such as SF Express, STO Express, YTO Express, EMS and ZTO Express as well as other quality logistics service providers. We are a partner of Cainiao, which enabled us to provide best-in-class services to a wider variety of merchants through Cainiao's logistics data platform.

We believe our large-scale operations and reputation enable us to obtain favorable contractual terms from third-party couriers. We typically negotiate and enter into annual logistics agreements with our logistics partners, under which we agree to pay delivery fees based on the amount and the weight of the goods to be delivered, as well as the destination of the delivery.

### **Technology Infrastructure and Capabilities**

We have made significant investments and intend to continue to invest in developing our proprietary technology platform to deliver solutions that aim to address E-commerce needs for our brand partners. Our technology systems cover the whole E-commerce value chain, ranging from online store platforms to warehouse management and to data collection and reporting.

The principal components of our proprietary technology infrastructure cover front-end, middle-end and back-end operations systems, including:

***Front-end proprietary technology infrastructure***

- Cloud-based System Plus is a system established on our cloud infrastructure with a high level of safety and stability that enables efficient setup of official brand stores and official brand WeChat Mini Programs. Our Cloud-based System Plus is seamlessly integrated with our E-commerce support systems such as OMS and WMS to ensure synchronization across omni-channel solutions, and allows us to efficiently build up comprehensive functions necessary for an online store, such as digital marketing, order management, product recommendations, membership management, payment management, as well as O2O functions. The system contains various prototypes to ensure greater efficiency to set up a brand's online stores, while also supporting comprehensive customization, to best fulfill brand-specific needs. Such system helps us improve our operating efficiency, reduce store maintenance costs, and improve our ability to serve more brand partners.
- Retail Operation Support System (ROSS) is a system we launched in 2018 to facilitate online store operations which encompasses a series of modules enabling efficient product management, store content management, store event management and customer analysis. ROSS is designed to increase the level of automation and efficiency of store operations. For more information about product management, store content management and store event management, please see “—Our Business Models and Solutions—End-to-end Brand E-commerce Capabilities—Store Operations.”
- O2O Solutions allow brand partners to tightly integrate their inventories across offline and online channels to sell inventories in offline stores through online stores and to complete returns and exchanges in offline stores for online orders. These solutions provide seamless data integration that cover order routing, customer management, products and inventory intelligence, and delivery optimization.

***Middle-end proprietary technology infrastructure***

- Order Management System, or OMS, controls the processing of sales orders by online stores, including order data fetching and transfer and fulfillment. OMS connects both internal and external warehousing systems and is capable of tracking order statuses. OMS also manages all post-sales services such as order canceling, product returns and refunds. OMS is the central node of our E-commerce platform and currently supports all channels including marketplaces and official brand stores.
- Warehouse Management System, or WMS, assists us and our brand partners in inventory management, cross-docking, pick-and-pack, packaging, labeling and sorting functions to efficiently manage warehouse workflow.

***Back-end proprietary technology infrastructure***

- Data Warehouse and Reporting System collects and organizes data, such as product information, transaction information, consumers' geographic location and purchase history. Based on the data we collect, our data reporting system generates reports that are useful for both our brand partners and us, such as daily sales reports and inventory reports.
- Data Exchange Platform manages all data integration requirements from external parties. It supports flexible synchronization of information with any system. It also acts as a buffer to help avoid overloading our core systems, such as OMS and WMS.

In addition, we also have the following proprietary technology infrastructure:

- Logistics Management System coordinates the flow of goods between our warehouses and the final address for each package in each order. Our logistics management system is well integrated with the system of third-party couriers to provide multiple levels of services, such as same-day delivery and real-time tracking.

**Intellectual Property**

We use our brand partners' names, URLs, logos and other marks in connection with the operation and promotion of their E-commerce businesses. Our agreements with our brand partners generally provide us with licenses to use their intellectual property in connection with the operation of their E-commerce businesses. These licenses are typically coterminous with the respective agreements.

We also rely on technologies that we license from third parties. These licenses may not continue to be available to us on commercially reasonable terms in the future. As a result, we may be required to obtain substitute technologies.

We regard our trademarks, software copyrights, service marks, domain names, trade secrets, proprietary technologies and similar intellectual property as critical to our success. To protect our proprietary rights in services and technology, we rely on trademark, copyright and trade secret protection laws in the PRC. As of March 15, 2019, we owned 71 registered trademarks, copyrights to 48 software programs developed by us relating to various aspects of our operations, and 133 registered domain names.

In addition, we rely on contractual restrictions, such as confidentiality and non-disclosure agreements with our brand partners and employees.

## **Insurance**

We maintain various insurance policies to safeguard against risks and unexpected events. We have purchased property insurance covering our inventory and fixed assets such as equipment, furniture and office facilities. We also provide social security insurance including pension insurance, unemployment insurance, work-related injury insurance and medical insurance for our employees. Additionally, we provide supplementary medical insurance for substantially all of our employees. We do not maintain business interruption insurance, nor do we maintain product liability insurance or key-man life insurance.

## **Legal Proceedings**

From time to time, we may be involved in legal proceedings in the ordinary course of our business. We are currently not a party to any material legal or administrative proceedings.

## **Regulations**

This section sets forth a summary of the most significant rules and regulations that affect our business activities in China or our shareholders' rights to receive dividends and other distributions from us.

### **Regulations Regarding Foreign Investment**

We provide end-to-end brand E-commerce solutions in China. The principal regulations governing foreign investment in our business in China include:

- the Guidance Catalog of Industries for Foreign Investment, issued by the NDRC and the MOFCOM in 2017, or the Catalog;
- the Special Administrative Measures (Negative List) for the Access of Foreign Investment (2018) issued by the NDRC and the MOFCOM in 2018, or the Negative List;
- the Notice on the Relevant Issues concerning the Examination, Approval and Administration of Foreign Investment in Internet and Vending Machine Sales, issued by the MOFCOM in 2010;
- the Regulations for Administration of Foreign-invested Telecommunications Enterprises, issued by the State Council in 2001 and amended in 2008 and 2016, respectively; and Industry Catalog Relating to Foreign Investment. Investment activities in the PRC by foreign investors are principally governed by the Catalog, which was promulgated and is amended from time to time by the MOFCOM and the National Development and Reform Commission. The Catalog divides industries into three categories: encouraged, restricted and prohibited. Industries not listed in the Catalog are generally deemed as constituting a fourth "permitted" category and open to foreign investment unless specifically restricted by other PRC regulations; and
- the Foreign Investment Law, promulgated by the National People's Congress on March 15, 2019, which will become effective on January 1, 2020.

Depending on each brand partner's specific needs and the characteristics of its industry, we generally operate our brand E-commerce business based on one of three models:

- the service fee model;

- the consignment model; and
- the distribution model.

Under the service fee model, we provide IT, online store operations, marketing, design and other technical services to our brand partners in exchange for service fees. Pursuant to the latest Catalog amended in June 2017 and became effective in July 2017, which has been partially superseded by the Negative List in July 2018, provision of technical services and consultations falls into the encouraged or permitted category. Our PRC subsidiaries have obtained all material approvals requisite for providing such services.

Under the consignment model and the distribution model, we sell goods directly to consumers through E-commerce platforms either on behalf of our brand partners or under our own name. Such online sale of commodities which was once in the restricted category and the establishment of foreign-invested enterprises in the industry (including wholly foreign-owned enterprises) was subject to approvals by the MOFCOM or its provincial counterparts. However, the Negative List which became effective in July 2018 has continued to remove online sale of commodities from the restricted category and it now falls into the permitted category.

Under the Foreign Investment Law, foreign investors are not allowed to invest in fields prohibited in the Negative List. Foreign investors that intend to invest in the fields subject to access restrictions stipulated in the Negative List shall satisfy the conditions stipulated in the Negative List. Foreign investment in fields beyond the Negative List is entitled to the national treatment. The national treatment refers to a treatment granted to foreign investment, which is no less favorable than that granted to domestic investment. However, since the Foreign Investment Law is newly enacted and not yet effective, there remain high uncertainties in the interpretation and enforcement of the law.

*Foreign Investment in the Commercial Sector.* Historically, a foreign investor was permitted to engage in the commercial sector, which was defined to include wholesale, retail, commission agency and franchising, by setting up commercial enterprises in accordance with the procedures and guidelines provided in the Commercial Sector Measures, and the provincial counterparts of the MOFCOM had the authority to approve applications for setting up foreign-invested enterprises to engage in sale of goods through the internet, among others.

Furthermore, according to the Notice on the Relevant Issues concerning the Examination, Approval and Administration of Foreign Investment in Internet and Vending Machine Sales issued by the MOFCOM in August 2010, online sales is deemed as the extension of companies' sales operations, and a duly incorporated foreign-invested entity in the commercial sector is allowed to operate online sales business directly. The establishment of a foreign-invested commercial enterprise specializing in online sales was historically subject to approval by, and is currently subject to filing with the competent provincial counterpart of the MOFCOM.

Currently, our wholly-owned subsidiary in the PRC, Shanghai Baozun, together with its subsidiaries, engages in online sales under the consignment model and the distribution model, and a significant portion of our revenues is generated through such online sales. Shanghai Baozun has received the approval from the local provincial counterpart of the MOFCOM for engaging in online sales.

*Foreign Investment in Value-Added Telecommunications Businesses.* Pursuant to the Negative List which became effective in July 2018, the provision of value-added telecommunications services generally falls in the restricted category.

Foreign investment in telecommunications businesses is further governed by the Regulations for Administration of Foreign-invested Telecommunications Enterprises, issued by the State Council on December 11, 2001 and amended on September 10, 2008 and February 6, 2016, under which a foreign investor's beneficial equity ownership in an entity providing value-added telecommunications services in China is not permitted to exceed 50%. In addition, for a foreign investor to acquire any equity interest in a business providing value-added telecommunications services in China, it must demonstrate a positive track record and experience in providing such services. However, according to the Notice on Lifting the Restriction on Foreign Shareholding Percentage in Online Data Processing and Transaction Processing Business (Operational E-commerce) promulgated by the MIIT on June 19, 2015, foreign investors are allowed to hold up to 100% of all equity interest in the online data processing and transaction processing business (operational E-commerce) in China, while other requirements provided by the Regulations for Administration of Foreign-invested Telecommunications Enterprises shall still apply. It is still unclear how this notice will be implemented and there exist high uncertainties with respect to its interpretation and implementation by authorities. The MIIT's Notice Regarding Strengthening Administration of Foreign Investment in Operating Value-Added Telecommunication Businesses, or the MIIT Notice, was issued on July 13, 2006, pursuant to which a domestic PRC company that holds an operating license for value-added telecommunications business, which we refer to as an ICP license, is prohibited from leasing, transferring or selling its licenses in any form, or providing any resource, sites or facilities, to any foreign investors intending to conduct such businesses in China.

To comply with such foreign ownership restrictions, we currently hold an ICP license through our PRC consolidated VIE, Shanghai Zunyi. We also currently hold an ICP license for online data processing and transaction processing business (operational E-commerce) through our PRC subsidiary, Shanghai Baozun.

### **Regulation Relating to Distribution of Specific Types of Goods**

Our online sales business covers diverse categories of brand products, including: apparel and accessories; appliances; electronics; home and furnishings; food and health products; beauty and cosmetics; fast moving consumer goods and mother and baby; and insurance and automobiles. Because distribution of certain special types of goods is subject to government approvals or legal requirements, we are required to either hold a variety of licenses and permits or meet certain requirements in connection with various aspects of our business.

For example, according to the Decision on the Adjustment of Administrative Examination and Approval Items issued by the State Council in October 2014, an enterprise is required to obtain a Food Distribution Permit to start the food distribution business. Pursuant to the Administrative Measures for the Permit of Food Business issued by China Food and Drug Administration, the predecessor of the State Drug Administration, in August 2015, the Food Distribution Permit will be gradually replaced by the Food Business Permit commencing from October 2015. Our PRC subsidiaries, Shanghai Baozun, Shanghai Fengbo, and our consolidated VIE, Shanghai Zunyi, have obtained a Food Business Permit respectively. In addition, Shanghai Baozun has obtained an Alcoholic Goods Retail Permit for retail of alcoholic goods pursuant to Shanghai Alcoholic Goods Production and Marketing Management Regulations issued by the Standing Committee of Shanghai Municipality People's Congress in September 2010.

Except for licenses and permits, we are also subject to various legal obligations as distributors of certain products. For example, under relevant PRC laws, we, as distributors of cosmetics, are obliged to check whether the cosmetics we sold online have been issued the requisite permits, certificates or filings in relation to the production or import of such products and whether such products have passed the quality inspection before they are sold.

### **Regulation Relating to Product Quality, Advertising and Consumer Protection**

The PRC Product Quality Law applies to all production and sale activities in China. Pursuant to this law, products offered for sale must satisfy relevant quality and safety standards. Enterprises may not produce or sell counterfeit products in any way, including forging brand labels or giving false information regarding a product's manufacturer. Violations of state or industrial standards for health and safety and any other related violations may result in civil liabilities and administrative penalties, such as compensation for damages, fines, suspension or shutdown of business, as well as confiscation of products illegally produced and sold and the proceeds from such sales. Severe violations may subject the responsible individual or enterprise to criminal liabilities. Where a defective product causes personal injury or damage to another person's property, the victim may claim compensation from the manufacturer or from the seller of the product. If the seller pays compensation and it is the manufacturer that should bear the liability, the seller has a right of recourse against the manufacturer. Similarly, if the manufacturer pays compensation and it is the seller that should bear the liability, the manufacturer has a right of recourse against the seller.

The principal regulations governing promotion and advertising activities in China include the PRC Anti-Unfair Competition Law promulgated in 1993 and amended in 2017, the PRC Pricing Law promulgated in 1997, and the PRC Advertising Law. Under the PRC Advertising Law promulgated in 1994, advertising operators and advertising distributors are all required to ensure that the content of advertisements they produce or disseminate are true and in full compliance with applicable law and regulations, and are prohibited from conveying misleading, false or inaccurate information through advertising. The PRC Advertising Law was amended in April 2015 and October 2018, respectively. Pursuant to the PRC Advertising Law, advertising operators and advertising distributors will be subject to more stringent requirements and obligations. For example, entities or individuals shall not send advertisements to customers' telephones, mobile or email accounts without the customers' consents or requests, and any advertisement containing any kind of misleading, false or inaccurate information with respect to product quality, constituents, functionality, price, sales performance or other features will be deemed as deceptive advertising and will subject the advertising operators and distributors to penalties more severe than those under the original law. In addition, the PRC Anti-Unfair Competition Law further imposes stringent requirements on various promotional activities, such as prize-giving sales and bundling sales. For example, under prize-giving sales, the value of prize should be no more than RMB50,000 (US\$7,700). Violation of these requirements may result in penalties, including fines, confiscation of advertising income, orders to cease dissemination of the advertisements, and orders to publish a correction to the misleading information.



The Consumer Protection Law sets out the obligations of business operators and the rights and interests of the consumers in China. Pursuant to this law, business operators must guarantee that the commodities they sell satisfy the requirements for personal or property safety, provide consumers with authentic information about the commodities, and guarantee the quality, function, usage and term of validity of the commodities. Failure to comply with the Consumer Protection Law may subject business operators to civil liabilities such as refunding purchase prices, replacement of commodities, repairing, ceasing damages, compensation, and restoring reputation, and even subject the business operators or the responsible individuals to criminal penalties when personal damages are involved or if the circumstances are severe. The Consumer Protection Law was further amended in October 2013 and became effective in March 2014. The amended Consumer Protection Law further strengthens the protection of consumers and imposes more stringent requirements and obligations on business operators, especially on the business operators through the internet. For example, the consumers are entitled to return the goods (except for certain specific goods) within seven days upon receipt without any reasons when they purchase the goods from business operators on the internet. The consumers whose interests have been damaged due to their purchase of goods or acceptance of services on online marketplace stores may claim damages from sellers or service providers. Moreover, if business operators deceive consumers or knowingly sell substandard or defective products, they should not only compensate consumers for their losses, but also pay additional damages equal to three times the price of the goods or services.

We are subject to the above laws and regulations as an online distributor of commodities and believe that we are currently in compliance with these regulations in all material aspects.

### **Regulation Relating to Cybersecurity**

The Standing Committee of the National People's Congress of the PRC promulgated the Cybersecurity Law of the PRC on November 7, 2016, which took effect from June 1, 2017. Construction, operation, maintenance and use of networks within the territory of the PRC will be subject to the law. Network operators in the PRC are required to perform the following obligations to ensure cyber security under a graded system of cyber security protection:

- formulating internal security management systems and operation manual, to specify the person in charge of cyber security and to define responsibilities in cyber security protection;
- taking technical measures to prevent computer virus, network attacks, network intrusions and other activities that endanger cyber security;
- taking technical measures to monitor and record network operation and cyber security status, and maintaining relevant logs for no less than six months as required;
- taking measures such as data classification, and backup and encryption of important data, etc.; and
- performing other obligations required by relevant laws and administrative regulations.

In addition, the Cybersecurity Law specifies that network products and services shall satisfy the mandatory requirements set forth in applicable national standards. Any provider of network products or services shall not install malwares. In case of identifying any cyber security risk such as security defect or bug, relevant product/service provider is required to take immediate remedial actions, timely inform users of the risk, and report the event to the competent authority.

Furthermore, the Cybersecurity Law systematically specifies requirements on user information protection applicable to network operator, and requires that a network operator should establish and improve its user information protection system. Network operators shall collect, store, and use individual information with consent from such individuals by lawful and proper means on a necessary basis. Network operators cannot collect individual user information that is not relevant to the services it provides, or distort or destroy individual information collected by it. Network operators are prohibited from disclosing without permission or selling individual information unless individual specifics are unidentifiable or retrievable. In addition, a network operator shall strengthen its management of information released by its users. If it finds any information that is prohibited by laws and administrative regulations from release or transmission, it shall immediately cease transmission of such information, and take measures such as deletion of relevant information to prevent dissemination of the same, and shall keep relevant record, and report the event to competent authorities. Also, a network operator is required to establish network information security complaint and reporting mechanisms, and to release the complaint and reporting channels to promptly accept and settle complaints and reports concerning network information security.

The Cybersecurity Law also introduces the concept of “Critical Information Infrastructure (CII)”, and imposes a higher level of cyber security protection obligations on the CII operators. For example a CII operator is generally required to store in the PRC personal information and important business data collected and generated during its business operations within the PRC. Failure to comply with this requirement may lead to the confiscation of illegal gains, fines, revocation of the business permit or even the business license. In addition, pursuant to the Cybersecurity Law, critical network equipment and dedicated network security products may not be made available in China market until they pass the security tests or verification by accredited evaluation agencies.

In April 2017, the Cyberspace Administration of China released the draft Measures on Security Assessment of the Cross-Border Transfer of Personal Information and Important Data, or the draft Cross-Border Transfer Measures, which requires personal information and important data collected by and produced by all network operators during the course of their operations within China to be stored within China. According to the draft Cross-Border Transfer Measures, self-assessment by network operators or assessment by industrial regulatory authority or the national cyberspace authority under certain circumstances must be completed before transferring personal information or important data overseas.

According to the draft Cross-Border Transfer Measures, personal information or important data may not be transferred overseas without consent from the concerned individual(s), or if the transfer endangers the interests of individuals, the public or national security. The export of the following data shall be pre-assessed by industrial regulatory authority or the national cyberspace authority:

- personal information of 500,000 individuals or more;
- data with volume of 1,000 gigabytes or more;
- data in relation to nuclear facilities, chemistry and biology, national defense and military, health of the population, mega project activities, ocean environment, and sensitive geographical information;
- network security information involving system bugs and security protection of key information infrastructure;
- personal information and important data provided by key information infrastructure operators; and
- other data that may affect national security and societal public interests, and considered by the industrial administration authority or regulatory authority necessary to be subject to their assessment.

The Cyberspace Administration of China completed the solicitation of comments on the draft Cross-Border Transfer Measures in May 2017, and there are still substantial uncertainties with respect to its final content and enactment timetable.

In May 2017, the Cyberspace Administration issued the Measures for Security Review of Cyber Products and Services, or the Cybersecurity Review Measures, which came into effect on June 1, 2017. According to the Cybersecurity Review Measures, the following cyber products and services will be subject to cybersecurity review:

- important cyber products and services purchased by networks and information systems related to national security; and
- the purchase of cyber products and services by operators of critical information infrastructure in important industries and fields such as public communications and information services, energy, transportation, water resources, finance, public service and electronic administration, and other critical information infrastructure, which may affect national security.

The Cyberspace Administration of China is responsible for organizing and implementing cybersecurity review, while the competent departments in key industries such as finance, telecommunications, energy and transport shall be responsible for organizing and implementing security review of cyber products and services in their respective industries or fields. There are still substantial uncertainties with respect to the interpretation and implementation of the Cybersecurity Review Measures.

### **Regulation Relating to Online Transaction**

In January 26, 2014, the SAIC released the Administrative Measures for Online Transactions, or the Online Transaction Measures, which took effect in March 2014. Under the Online Transaction Measures, online business operators, online service providers and operators of third-party transaction platforms are required to register with the SAIC or its local branches and obtain a business license, except where such business operator is an individual who does not have business license but has completed the registration of his or her true name through certain third-party transaction platforms. When selling products to, or providing services for, consumers, online business operators and service providers are required to disclose to consumers their business address and contact details, quantities, quality, and prices or fees of the goods or services, duration and manner of performance, methods of payment, product return and replacement policy, safety precautions and risk warnings, after-sales services, civil liabilities and other information according to the Online Transaction Measures. Online business operators and service providers are also required to procure the security and reliability of the transactions, and provide the products or services consistent with their commitments. Our PRC subsidiaries and consolidated VIE, as online business operators and service providers, are subject to the Online Transaction Measures.

In August 2018, the Standing Committee of the National People's Congress promulgated the E-commerce Law, which took effect in January 2019. The E-commerce Law proposes a series of requirements on E-commerce operators, including third-party E-commerce platform operators, registered product or service providers of platforms, and product or services providers operating through a self-built website or any other network. For example, the E-commerce Law requires E-commerce operators to respect and equally protect consumers' legitimate rights and provide options to consumers without targeting their personal characteristics, and also requires E-commerce operators to clearly point out to consumers their tie-in sales in which additional services or products are added by merchants to a purchase, and not to assume consumers' consent to such tie-in sales by default. The E-commerce Law also organized rules on E-commerce contact execution and performance between E-commerce product/service providers and customers.

### **Regulation Relating to Mobile Applications**

E-commerce business via mobile network is at an early stage of development in China. We design and develop mobile applications to create an integrated consumer shopping experience across both online and mobile channels, and are therefore subject to various laws and regulations issued and implemented by the PRC regulatory authorities.

The Notice on Strengthening the Network Access Management of Mobile Intelligent Terminals, issued by the Ministry of Industry and Information Technology, or MIIT, on April 11, 2013 and effective as of November 1, 2013, applies to the manufacture and installment of mobile applications in China, and imposes stringent requirements on contents and functions of mobile applications. Installment of any mobile application that adversely affects the normal functions of mobile intelligent terminals, or contains contents prohibited from publication or dissemination, or perform unauthorized collection or modification of users' personal information without expressly informing the users and obtaining their consent is prohibited.

We, as the manufacturer of mobile applications either for our brand partners or for ourselves, are subject to the aforesaid requirements and restrictions. In addition, with the expansion of our business via mobile channels, we may be required to obtain additional licenses or approvals for such business operation in the future. For example, the MIIT released the new Classified Catalog of Telecommunications Services in 2015, which specifies that information services provided through mobile networks are recognized as internet information services, and service providers, like operators of mobile application stores, will be required to meet certain qualifications, including obtaining an ICP license covering internet information services rendered through mobile network.

### **Regulation on Intellectual Property Rights**

*Patent.* Patents in the PRC are principally protected under the Patent Law of the PRC. The duration of a patent right is either 10 years or 20 years from the date of application, depending on the type of patent right.

*Copyright.* Copyright in the PRC, including copyrighted software, is principally protected under the Copyright Law of the PRC and related rules and regulations. Under the Copyright Law, the term of protection for copyrighted software is 50 years.

*Trademark.* Registered trademarks are protected under the Trademark Law of the PRC and related rules and regulations. Trademarks are registered with the State Intellectual Property Office, formerly known as the Trademark Office of the SAIC. Where registration is sought for a trademark that is identical or similar to another trademark which has already been registered or given preliminary examination and approval for use in the same or similar category of commodities or services, the application for registration of such trademark may be rejected. Trademark registrations are effective for a renewable ten-year period, unless otherwise revoked.

*Domain Names.* Domain name registrations are handled through domain name service agencies established under the relevant regulations, and applicants become domain name holders upon successful registration.

### **Regulations on Tax**

#### ***Enterprise Income Tax***

The PRC enterprise income tax, or EIT, is calculated based on the taxable income determined under the applicable EIT Law and its implementation rules, which became effective on January 1, 2008 and was amended on February 24, 2017 and December 29, 2018, respectively. The EIT Law imposes a uniform enterprise income tax rate of 25% on all resident enterprises in China, including FIEs. The EIT Law and its implementation rules permit High and New Technology Enterprises (as defined in the EIT Law), to benefit from a preferential enterprise income tax rate of 15% subject to these High and New Technology Enterprises meeting certain qualification criteria.

## ***Value-Added Tax and Business Tax***

Pursuant to the PRC Provisional Regulations on Value-Added Tax and its implementation regulations, unless otherwise specified by relevant laws and regulations, any entity or individual engaged in the sales of goods, provision of processing, repairs and replacement services and importation of goods into China is generally required to pay a value-added tax, or VAT, for revenues generated from sales of products, while qualified input VAT paid on taxable purchase can be offset against such output VAT.

Prior to January 1, 2012, pursuant to the PRC Provisional Regulations on Business Tax and its implementing rules, taxpayers providing taxable services falling under the category of service industry in China were required to pay a business tax at a tax rate of 5% of their revenues with certain exceptions. Since January 1, 2012, the PRC Ministry of Finance and the State Administration of Taxation have been implementing the VAT pilot program, which imposes VAT in lieu of business tax for certain industries in Shanghai, and since September 1, 2012, such pilot program has been expanded to eight other provinces or municipalities in the PRC. Since August 2013, this tax pilot program has been expanded to other areas on a nationwide basis in the PRC. Under the pilot plan, a VAT rate of 6% applies to some modern service industries. On December 12, 2013, the PRC Ministry of Finance and the State Administration of Taxation released a new circular to further expand the scope of taxable services for the value-added tax. From May 1, 2016, the scope of the tax reform will be further expanded to include all industries according to the Circular on Implementation of the Pilot Program of Value Added Tax Reform in All Industries, which was released by the PRC Ministry of Finance and the State Administration of Taxation on March 23, 2016. In April 2018, the Ministry of Finance and the State Administration of Taxation jointly promulgated the Circular of the Ministry of Finance and the State Administration of Taxation on Adjustment of Value-Added Tax Rates, or the Circular 32, according to which (i) for VAT taxable sales acts or importation of goods originally subject to value-added tax rates of 17% and 11%, respectively, such tax rates shall be adjusted to 16% and 10%, respectively; (ii) for purchase of agricultural products originally subject to deduction rate of 11%, such deduction rate shall be adjusted to 10%; (iii) for purchase of agricultural products for the purpose of production and sales or consigned processing of goods subject to tax rate of 16%, such tax shall be calculated at the deduction rate of 12%; (iv) for exported goods originally subject to tax rate of 17% and export tax refund rate of 17%, the export tax refund rate shall be adjusted to 16%; and (v) for exported goods and cross-border taxable acts originally subject to tax rate of 11% and export tax refund rate of 11%, the export tax refund rate shall be adjusted to 10%. In March 2019, the Ministry of Finance, the State Administration of Taxation and the General Administration of Customs jointly promulgated the Announcement on the Policies for Furtherance of the Reform of Value-Added Tax, or the Announcement 39, according to which: (i) for VAT taxable sales acts or importation of goods originally subject to value-added tax rates of 16% and 10%, respectively, such tax rates shall be adjusted to 13% and 9%, respectively; (ii) for purchase of agricultural products originally subject to deduction rate of 10%, such deduction rate shall be adjusted to 9%; (iii) for purchase of agricultural products for the purpose of production and sales or consigned processing of goods subject to tax rate of 13%, such tax shall be calculated at the deduction rate of 10%; (iv) for exported goods and labor originally subject to tax rate of 16% and export tax refund rate of 16%, the export tax refund rate shall be adjusted to 13%; and (v) for exported goods and cross-border taxable acts originally subject to tax rate of 10% and export tax refund rate of 10%, the export tax refund rate shall be adjusted to 9%. Announcement 39 will become effective on April 1, 2019, and shall supersede then existing provisions which are inconsistent with Announcement 39.

## **Regulations Relating to Foreign Exchange and Dividend Distribution Foreign Exchange Regulation**

The principal regulations governing foreign currency exchange in China are the Foreign Exchange Administration Regulations. Under the PRC foreign exchange regulations, payments of current account items, such as profit distributions and trade and service-related foreign exchange transactions, may be made in foreign currencies without prior approval from SAFE by complying with certain procedural requirements. By contrast, approval from or registration with appropriate government authorities is required where RMB is to be converted into foreign currency and remitted out of China to pay capital expenses such as the repayment of foreign currency denominated loans or foreign currency is to be remitted into China under the capital account, such as a capital increase or foreign currency loans to our PRC subsidiaries.

In August 2008, SAFE issued the Circular on the Relevant Operating Issues Concerning the Improvement of the Administration of the Payment and Settlement of Foreign Currency Capital of Foreign-Invested Enterprises, or SAFE Circular 142, regulating the conversion by a foreign-invested enterprise of foreign currency registered capital into RMB by restricting how the converted RMB may be used. In addition, SAFE promulgated Circular 45 on November 9, 2011 in order to clarify the application of SAFE Circular 142. Under these regulations, the RMB capital converted from foreign currency registered capital of a foreign-invested enterprise may only be used for purposes within the business scope approved by the applicable government authority and may not be used for equity investments within the PRC. In addition, SAFE strengthened its oversight of the flow and use of the RMB capital converted from foreign currency registered capital of foreign-invested enterprises. The use of such RMB capital may not be changed without SAFE's approval, and such RMB capital may not in any case be used to repay RMB loans if the proceeds of such loans have not been used.

Since SAFE Circular 142 has been in place for more than five years, SAFE decided to further reform the foreign exchange administration system in order to satisfy and facilitate the business and capital operations of FIEs, and issued the Circular on the Relevant Issues Concerning the Launch of Reforming Trial of the Administration Model of the Settlement of Foreign Currency Capital of Foreign-Invested Enterprises in Certain Areas, or SAFE Circular 36, on August 4, 2014. This circular suspends the application of SAFE Circular 142 in certain areas and allows a foreign-invested enterprise registered in such areas with a business scope covering “investment” to use the RMB capital converted from foreign currency registered capital for equity investments within the PRC. On April 9, 2015, SAFE released the Notice on the Reform of the Management Method for the Settlement of Foreign Exchange Capital of Foreign-Invested Enterprises, or SAFE Circular 19, which came into force and superseded SAFE Circular 142 and SAFE Circular 36 from June 1, 2015. SAFE Circular 19 has made certain adjustments to some regulatory requirements on the settlement of foreign exchange capital of foreign-invested enterprises, and some foreign exchange restrictions under SAFE Circular 142 are lifted. Under SAFE Circular 19, the settlement of foreign exchange by FIEs shall be governed by the policy of foreign exchange settlement at will. In June 2016, SAFE promulgated SAFE Circular 16, which removed certain restrictions previously provided under several SAFE circulars in respect of conversion by an FIE of foreign currency registered capital into RMB and use of such RMB capital. However, SAFE Circular 19 and SAFE Circular 16 also reiterate that the settlement of foreign exchange shall only be used for purposes within the business scope of the FIEs.

Considering that SAFE Circular 19 is relatively new, it is unclear how it will be implemented and there exist high uncertainties with respect to its interpretation and implementation by authorities.

In November 2012, SAFE promulgated the Circular of Further Improving and Adjusting Foreign Exchange Administration Policies on Foreign Direct Investment, or SAFE Circular 59, which was further amended in May 2015. SAFE Circular 59 substantially amends and simplifies the current foreign exchange procedure. Pursuant to this circular, the opening of various special purpose foreign exchange accounts, such as pre-establishment expenses accounts, foreign exchange capital accounts and guarantee accounts, the reinvestment of RMB proceeds by foreign investors in the PRC, and remittance of foreign exchange profits and dividends by a foreign-invested enterprise to its foreign shareholders no longer require the approval or verification of SAFE, and multiple capital accounts for the same entity may be opened in different provinces, which was not possible previously. In addition, SAFE promulgated the Circular on Printing and Distributing the Provisions on Foreign Exchange Administration over Domestic Direct Investment by Foreign Investors and the Supporting Documents in May 2013, which was further revised by the Notice of the State Administration of Foreign Exchange Concerning the Repealing and Invalidation of Certain Regulatory Documents and Relevant Clauses on Foreign Exchange Administration promulgated in October 2018, and the Notice on Further Simplifying and Improving Policies for the Foreign Exchange Administration of Direct Investment promulgated in February 2015, or SAFE Circular 13, which specify that the administration by SAFE or its local branches over direct investment by foreign investors in the PRC shall be conducted by way of registration and banks shall process foreign exchange business relating to the direct investment in the PRC based on the registration information provided by SAFE and its branches.

### ***SAFE Circular 37***

SAFE promulgated the Circular on Relevant Issues Concerning Foreign Exchange Control on Domestic Residents' Offshore Investment and Financing and Roundtrip Investment through Special Purpose Vehicles, or SAFE Circular 37, on July 4, 2014, which replaced the former circular commonly known as "SAFE Circular 75" promulgated by SAFE on October 21, 2005. SAFE Circular 37 requires PRC residents to register with local branches of SAFE in connection with their direct establishment or indirect control of an offshore entity, for the purpose of overseas investment and financing, with such PRC residents' legally owned assets or equity interests in domestic enterprises or offshore assets or interests, referred to in SAFE Circular 37 as a "special purpose vehicle." SAFE Circular 37 further requires amendment to the registration in the event of any significant changes with respect to the special purpose vehicle, such as increase or decrease of capital contributed by PRC individuals, share transfer or exchange, merger, division or other material event. In the event that a PRC shareholder holding interests in a special purpose vehicle fails to fulfill the required SAFE registration, the PRC subsidiaries of that special purpose vehicle may be prohibited from making profit distributions to the offshore parent and from carrying out subsequent cross-border foreign exchange activities, and the special purpose vehicle may be restricted in its ability to contribute additional capital into its PRC subsidiary. Furthermore, failure to comply with the various SAFE registration requirements described above could result in liability under PRC law for evasion of foreign exchange controls. On February 13, 2015, SAFE released the SAFE Circular 13, which became effective from June 1, 2015. According to this notice, local banks shall examine and handle foreign exchange registration for overseas direct investment, including the initial foreign exchange registration and amendment registration, under SAFE Circular 37. However, there still exist high uncertainties with respect to its interpretation and implementation by governmental authorities and banks. Beneficial owners of the special purpose vehicle who are PRC citizens are also required to make annual filing with the local banks regarding their overseas direct investment status.

Mr. Vincent Wenbin Qiu, Mr. Junhua Wu and Mr. Michael Qingyu Zhang have completed initial filings with the local counterpart of SAFE relating to their investments in us. However, we may not be aware of the identities of all our beneficial owners who are PRC residents. In addition, we do not have control over our beneficial owners and cannot assure you that all of our PRC resident beneficial owners will comply with SAFE Circular 37. The failure of our beneficial owners who are PRC residents to register or amend their SAFE registrations in a timely manner pursuant to SAFE Circular 37 or the failure of future beneficial owners of our company who are PRC residents to comply with the registration procedures set forth in SAFE Circular 37 may subject such beneficial owners or our PRC subsidiaries to fines and legal sanctions. Failure to register or amend the registration may also limit our ability to contribute additional capital to our PRC subsidiaries or receive dividends or other distributions from our PRC subsidiaries or other proceeds from disposal of our PRC subsidiaries, or we may be penalized by SAFE.

### ***Share Option Rules***

Under the Administration Measures on Individual Foreign Exchange Control issued by the PBOC on December 25, 2006, all foreign exchange matters involved in employee share ownership plans and share option plans in which PRC citizens participate require approval from SAFE or its authorized branch. Pursuant to SAFE Circular 37, PRC residents who participate in share incentive plans in overseas non-publicly-listed companies may submit applications to SAFE or its local branches for the foreign exchange registration with respect to offshore special purpose companies. In addition, under the Share Option Rules, PRC residents who are granted shares or share options by companies listed on overseas stock exchanges under share incentive plans are required to (i) register with SAFE or its local branches, (ii) retain a qualified PRC agent, which may be a PRC subsidiary of the overseas listed company or another qualified institution selected by the PRC subsidiary, to conduct the SAFE registration and other procedures with respect to the share incentive plans on behalf of the participants, and (iii) retain an overseas institution to handle matters in connection with their exercise of share options, purchase and sale of shares or interests and funds transfers. Shanghai Baozun Wujiang Branch has completed the SAFE registration under the Share Option Rules on behalf of the participants to our share incentive plans.

### ***Regulation of Dividend Distribution***

The principal laws, rules and regulations governing dividend distribution by wholly foreign-invested enterprises in the PRC are the Company Law of the PRC, as amended, the Wholly Foreign-owned Enterprise Law and its implementation regulations.

Under these laws, rules and regulations, wholly foreign-invested enterprises may pay dividends only out of their accumulated profit, if any, as determined in accordance with their articles of association and PRC accounting standards and regulations. Both PRC domestic companies and wholly-foreign owned PRC enterprises are required to set aside as general reserves at least 10% of their after-tax profit, until the cumulative amount of such reserves reaches 50% of their registered capital. A PRC company is not permitted to distribute any profits until any losses from prior fiscal years have been offset. Profits retained from prior fiscal years may be distributed together with distributable profits from the current fiscal year.

## **M&A Rules and Overseas Listing**

The M&A Rules, issued by six PRC governmental and regulatory agencies, including the MOFCOM and the CSRC, on August 8, 2006 and amended on June 22, 2009, require that an offshore special purpose vehicle, or a SPV formed for listing purposes and controlled directly or indirectly by PRC companies or individuals, shall obtain the approval of the CSRC prior to the listing and trading of such SPV's securities on an overseas stock exchange, especially in the event that the SPV acquires shares of or equity interests in the PRC companies in exchange for the shares of offshore companies.

The application of the M&A Rules remains unclear.

As there has been no official interpretation or clarification of the M&A Rules, there is uncertainty as to how these rules will be implemented in practice. See "Item 3. Key Information—D. Risk Factors—Risks Related to Doing Business in the People's Republic of China— PRC regulations regarding acquisitions impose significant regulatory approval and review requirements, which could make it more difficult for us to grow through acquisitions." The regulation also establishes more complex procedures for acquisitions conducted by foreign investors that could make it more difficult for us to grow through acquisitions."

## **Regulations Relating to Employment**

Pursuant to the PRC Labor Law and the PRC Labor Contract Law in effect, a written labor contract is required when an employment relationship is established between an employer and an employee. Other labor-related regulations and rules of the PRC stipulate the maximum number of working hours per day and per week as well as the minimum wages. An employer is required to set up occupational safety and sanitation systems, implement the national occupational safety and sanitation rules and standards, educate employees on occupational safety and sanitation, prevent accidents at work and reduce occupational hazards.

Under the PRC Labor Contract Law, an employer is obligated to sign a labor contract with an employee with an indefinite term if the employer continues to employ the employee after two consecutive fixed-term labor contracts. The employer also has to pay compensation to the employee if the employer terminates a labor contract with an indefinite term.

On December 28, 2012, the PRC Labor Contract Law was amended to impose more stringent requirements on labor dispatch which became effective on July 1, 2013. Pursuant to the amended PRC Labor Contract Law, the dispatched contract workers shall be entitled to equal pay for equal work as a fulltime employee of an employer, and they shall only be engaged to perform temporary, ancillary or substitute works, and an employer shall strictly control the number of dispatched contract workers so that they do not exceed certain percentage of total number of employees. According to the Labor Dispatch Provisions, promulgated by the Ministry of Human Resources and Social Security on January 24, 2014, which became effective on March 1, 2014, (i) the number of dispatched contract workers hired by an employer should not exceed 10% of the total number of its total employees (including both directly hired employees and dispatched contract workers); and (ii) in the case that the number of dispatched contract workers exceeds 10% of the total number of its employees at the time when the Labor Dispatch Provisions became effective (i.e., March 1, 2014), the employer shall formulate a plan to reduce the number of its dispatched contract workers to below the statutory cap prior to March 1, 2016.

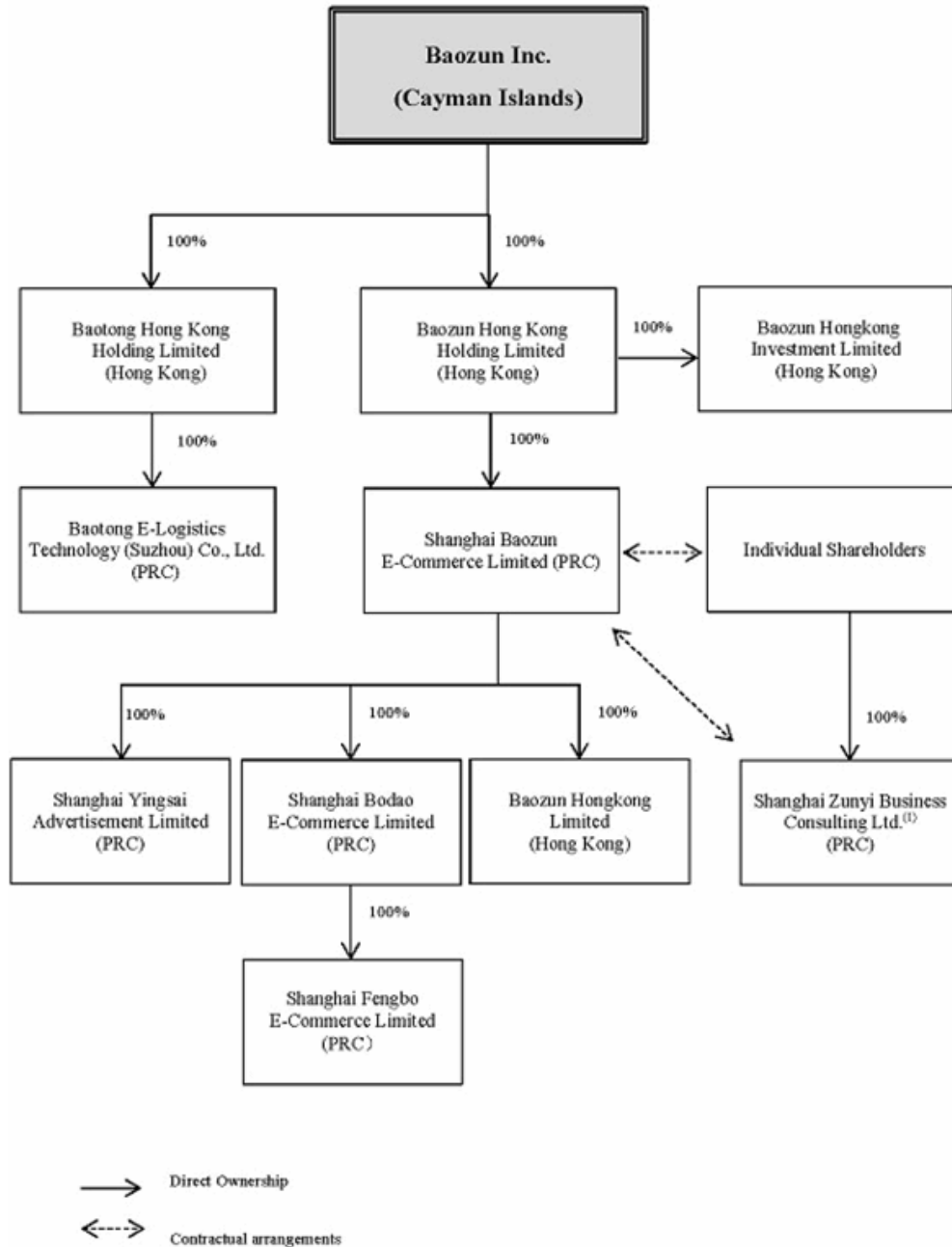
**Seasonality**

Our results of operations are subject to seasonal fluctuations. For example, our revenues are relatively lower during the holidays in China, particularly during the Chinese New Year period which occurs in the first quarter of the year, when consumers tend to do less shopping, both online and offline. Furthermore, sales in the retail industry are typically significantly higher in the fourth quarter of the year than in the preceding three quarters.

**C. Organizational Structure**

The following diagram illustrates our corporate structure and the place of incorporation of each of our significant subsidiaries and VIE as of the date of this annual report.





(1) Shanghai Zunyi is our VIE in China and is 80% owned by Mr. Vincent Wenbin Qiu, our co-founder, chairman and chief executive officer, and 20% owned by Mr. Michael Qingyu Zhang, our co-founder and a shareholder. Its business includes providing brand E-commerce service to our brand partners.

We have entered into contractual arrangements with Shanghai Zunyi and its shareholders, through which we exercise effective control over operations of Shanghai Zunyi and receive substantially all economic benefits generated from it. As a result of these contractual arrangements, under U.S. GAAP, we are considered the primary beneficiary of Shanghai Zunyi and thus consolidate its results in our consolidated financial statements. However, these contractual arrangements may not be as effective in providing us with control over the VIE as direct ownership of its equity interests. In addition, the VIE or its shareholders may breach the contractual arrangements with us. In such cases, we would have to rely on legal remedies under PRC law, which may not always be effective, particularly in light of uncertainties in the PRC legal system. See “Item 3. Key Information—D. Risk Factors—Risks Related to Our Corporate Structure—We rely on contractual arrangements with our VIE and its shareholders for a portion of our business operations, which may not be as effective as direct ownership in providing operational control.”

#### **Contractual Arrangements with Shanghai Zunyi and its Shareholders**

Our relationships with Shanghai Zunyi and its shareholders are governed by a series of contractual arrangements. The following is a summary of the currently effective contractual arrangements by and among our wholly-owned subsidiary, Shanghai Baozun, our VIE, Shanghai Zunyi, and the shareholders of Shanghai Zunyi.

*Exclusive Technology Service Agreement.* On April 1, 2014, Shanghai Zunyi and Shanghai Baozun entered into an exclusive technology service agreement. Pursuant to the exclusive technology service agreement, Shanghai Baozun has the exclusive right to provide specified technology services to Shanghai Zunyi. Without the prior written consent of Shanghai Baozun, Shanghai Zunyi may not accept the same or similar technology services provided by any third party during the term of the agreement. Shanghai Zunyi agrees to pay to Shanghai Baozun a service fee of 95% of the net revenues of Shanghai Zunyi and extra service fees for additional services provided by Shanghai Baozun as requested by Shanghai Zunyi within three months after each calendar year for the services provided in the preceding year. The agreement has an initial term of 20 years and will be automatically renewed on a yearly basis thereafter unless otherwise notified by Shanghai Baozun, and shall be terminated when the operating term of Shanghai Baozun or Shanghai Zunyi expires. To the extent permitted by law, Shanghai Zunyi is not contractually entitled to terminate the exclusive technology service agreement with Shanghai Baozun.

*Exclusive Call Option Agreement.* On April 1, 2014, Shanghai Zunyi, each of its shareholders and Shanghai Baozun entered into an exclusive call option agreement. Each of Shanghai Zunyi’s shareholders have granted Shanghai Baozun an exclusive call option to purchase their equity interests in Shanghai Zunyi at an exercise price equal to the higher of (i) the registered capital of Shanghai Zunyi; and (ii) the minimum price as permitted by applicable PRC laws. Shanghai Zunyi has further granted Shanghai Baozun an exclusive call option to purchase its assets at an exercise price equal to the book value of the assets or the minimum price as permitted by applicable PRC law, whichever is higher. Shanghai Baozun may nominate another entity or individual to purchase the equity interests or assets, if applicable, under the call options. Each call option is exercisable subject to the condition that applicable PRC laws, rules and regulations do not prohibit completion of the transfer of the equity interests or assets pursuant to the call option. Shanghai Baozun is entitled to all dividends and other distributions declared by Shanghai Zunyi, and each of the shareholders of Shanghai Zunyi has agreed to give up their rights to receive any distributions or proceeds from the disposal of their equity interests in Shanghai Zunyi and to pay any such distributions or premium to Shanghai Baozun with deduction of applicable taxes. The exclusive call option agreement remains in effect until the equity interest and assets that are the subject of such agreements are transferred to Shanghai Baozun or its designated entities or individuals. To the extent permitted by law, Shanghai Zunyi and its shareholders are not contractually entitled to terminate the exclusive call option agreement with Shanghai Baozun.

*Proxy Agreement.* On July 28, 2014, Shanghai Zunyi, each of its shareholders and Shanghai Baozun entered into a voting right proxy agreement, or the Proxy Agreement. Each shareholder of Shanghai Zunyi granted an irrevocable power of attorney to Shanghai Baozun that authorizes any person designated by Shanghai Baozun to exercise his rights as an equity holder of Shanghai Zunyi, including the right to attend and vote at equity holders’ meetings and appoint directors. The proxy agreement has an initial term of 20 years and will be automatically renewed on a yearly basis thereafter unless otherwise notified by Shanghai Baozun. If (i) the operating term of Shanghai Baozun or Shanghai Zunyi expires; or (ii) the parties thereto mutually agree on an early termination, the proxy agreement may be terminated. To the extent permitted by law, Shanghai Zunyi and its shareholders are not contractually entitled to terminate the proxy agreement with Shanghai Baozun.

*Equity Interest Pledge Agreements.* On July 28, 2014, Shanghai Zunyi and its shareholders entered into equity interest pledge agreements with Shanghai Baozun. The shareholders of Shanghai Zunyi pledged all of their equity interests in Shanghai Zunyi to Shanghai Baozun to secure their and Shanghai Zunyi’s obligations under certain of the aforementioned agreements and other agreed obligations and as collateral for all of the amounts payable by Shanghai Zunyi to Shanghai Baozun under those agreements. If any event of default as defined under this agreement occurs, Shanghai Baozun, as the pledgee, will be entitled to dispose of the pledged equity interests. In addition, any increase in the registered capital of Shanghai Zunyi will be further pledged in favor of Shanghai Baozun. The equity interest pledge agreements will remain in full effect until all the secured contractual obligations have been performed or all the secured debts have been discharged. Under PRC laws, the equity pledge is required to be registered with the SAMR, formerly known as the SAIC, or its competent branches for perfection. The equity pledge of Shanghai Zunyi has already been registered with the relevant branch of the SAIC.

As a result of these contractual arrangements, we have the power to direct the activities of Shanghai Zunyi, and through the service fee paid to us under the exclusive technology service agreement, we can receive substantially all of the economic benefits of Shanghai Zunyi even though we do not receive all of the revenues generated by Shanghai Zunyi.

In the opinion of Fangda Partners, our PRC legal counsel, (i) the ownership structures of Shanghai Baozun and Shanghai Zunyi do not violate any applicable PRC laws and regulations currently in effect; and (ii) the contractual arrangements between Shanghai Baozun, Shanghai Zunyi and its shareholders governed by PRC law are valid, binding and enforceable in accordance with their terms and applicable PRC laws and regulations currently in effect, and do not violate any PRC laws or regulations currently in effect.

However, our PRC legal counsel has also advised us that there are substantial uncertainties regarding the interpretation and application of current and future PRC laws, regulations and rules; accordingly, the PRC regulatory authorities may take a view that is contrary to the opinion of our PRC legal counsel. See “Item 3. Key Information—D. Risk Factors—Risks Related to Our Corporate Structure—If the PRC government deems that the contractual arrangements in relation to Shanghai Zunyi do not comply with PRC regulatory restrictions on foreign investment in the relevant industries, or if these regulations or the interpretation of existing regulations change in the future, we could be subject to severe penalties or be forced to relinquish our interests in those operations.” and “Item 3. Key Information—D. Risk Factors—Risks Related to Our Corporate Structure—Any failure by our VIE or its shareholders to perform their obligations under our contractual arrangements with them would have a material and adverse effect on our business.”

#### **D. Property, Plants and Equipment**

##### **Properties and Facilities**

We are headquartered in Shanghai and leased an aggregate of approximately 39,536 square meters of offices and operation centers as of December 31, 2018. In addition, as of December 31, 2018, we leased ten warehouses with an aggregate gross floor area of approximately 231,500 square meters in Suzhou, Shenzhen, Langfang, Chengdu, Wuxi and Hong Kong. Our premises are leased under operating lease agreements from unrelated third parties.

In addition, as of December 31, 2018, we owned the land use right for an area of 133,542.40 square meters, located in Suzhou, China, along with title to buildings with a gross floor area of 118,201.97 square meters located on that land that we use as a warehouse.

#### **ITEM 4A. UNRESOLVED STAFF COMMENTS**

None.

#### **ITEM 5. OPERATING AND FINANCIAL REVIEW AND PROSPECTS**

The following discussion and analysis of our financial condition and results of operations is based upon and should be read in conjunction with our audited consolidated combined financial statements and unaudited consolidated combined financial information included elsewhere in this annual report. This discussion contains forward-looking statements that involve risks and uncertainties. See “—G. Safe Harbor.” Our actual results and the timing of selected events could differ materially from those anticipated in these forward-looking statements as a result of various factors, including those set forth under “Item 3. Key Information—D. Risk Factors” and elsewhere in this annual report.

#### **A. Operating Results**

##### **Overview**

We believe we are the leading brand E-commerce service partner in China. We provide E-commerce solutions to 185 brand partners as of December 31, 2018. These brands encompass diverse categories, including: apparel and accessories; appliances; electronics; home and furnishings; food and health products; beauty and cosmetics; fast moving consumer goods and mother and baby; and insurance and automobiles. Many of our brand partners, such as Philips, Nike and Microsoft, are leaders in their respective industries.

We believe our brand partners value us for our integrated E-commerce capabilities, dependable services, deep category expertise, market insight and ability to innovate and adapt to the fast-changing E-commerce market. Our end-to-end brand E-commerce capabilities allow us to leverage our brand partners' unique resources and seamlessly integrate with their back-end systems to enable data tracking and analytics for the entire transaction value chain, making our services a valuable part of our brand partners' E-commerce functions. We help our brand partners establish market presence and launch products quickly on official brand stores and major online marketplaces in China, such as Tmall and JD.com, and some emerging E-commerce channels, such as WeChat Mini Programs. Since 2016, we have consistently been recognized by Tmall as a "six-star" E-commerce service partner, based on a suite of performance measures, including operational capabilities, brand development capabilities and service ratings. This is the highest ranking awarded to Tmall E-commerce service partners. We also help our brand partners devise and execute O2O strategies to integrate their online and offline retail networks.

We generate revenues from two revenue streams: (i) product sales and (ii) services. We derive product sales revenues primarily through selling products on behalf of brand partners to consumers under the distribution model, and derive services revenues primarily through charging brand partners and other customers fees under the consignment model and the service fee model. For services provided under the consignment model and service fee model, we charge fixed fees and/or variable fees primarily based on GMV or other variable factors such as number of orders fulfilled.

Our GMV was RMB11,264.8 million, RMB19,112.2 million and RMB29,426.0 million (US\$4,279.8 million) in 2016, 2017 and 2018, respectively. In 2016, 2017 and 2018, our total net revenues were RMB3,390.3 million, RMB4,148.8 million and RMB5,393.0 million (US\$784.4 million), respectively. For the same periods, net revenues from product sales accounted for 64.2%, 54.4% and 46.7%, respectively, of our total net revenues. We recorded net income of RMB85.4 million, RMB209.1 million and RMB269.8 million (US\$39.2 million) in 2016, 2017 and 2018, respectively. We had non-GAAP net income of RMB119.6 million, RMB267.9 million and RMB346.8 million (US\$50.4 million) in 2016, 2017 and 2018, respectively. See "Item 3. Key Information—A. Selected Financial Data—Non-GAAP Financial Measures."

### Factors Affecting Our Results of Operations

Our results of operations and financial condition are affected by the general factors driving the retail industry and online retail, including:

- *Levels of per capita disposable income and consumer spending in China and our target markets.* Consumer spending power has been rising in China and in our other target markets in Asia, including Hong Kong and Taiwan. The growth of the E-commerce market in these markets depends on continued increase in consumption.
- *Development and popularity of E-commerce in China and in our target markets.* Driven by the growth of the internet, broadband, personal computer and mobile penetration and the development of fulfillment, payment and other ancillary services associated with online purchases, E-commerce is expected to rapidly rise in significance in China and in our other target markets in Asia. The growing number of online shoppers has made online marketplaces and other E-commerce channels popular retail platforms for brands. The growth of our business depends on the development and popularity of E-commerce, and the value of E-commerce as part of the expansion strategies of brands.

While our business is influenced by general factors affecting our industry, our operating results are more directly affected by company-specific factors, including the following major factors:

- *Our ability to retain and attract brand partners.* The number of our brand partners directly affects our total revenues. We would need to continue to maintain and expand our brand partner base to maintain and grow our revenues.
- *Our ability to increase GMV.* Increases in GMV and revenues depend on our ability to attract higher traffic to the online stores, convert more store visitors into consumers, increase consumers' order values, grow repeat customer base, provide superior experience to consumers and expand product offerings.
- *Our ability to enhance cooperation with marketplaces and other channels.* We generate a substantial portion of our revenues through product sales on official marketplace stores that we operate on Tmall. Our future growth depends on our ability to enhance cooperation with Tmall and expand working relationships with other major online marketplaces, such as JD.com and some emerging channels, such as WeChat Mini Programs.
- *Our ability to innovate.* Our ability to innovate and continue to strategize new value-added brand E-commerce service through improved technologies, especially data analytics and marketing know-how, is key to better serving our brand partners and helping them enhance their E-commerce success. This will in turn contribute to our ability to retain and attract brand partners, sell more solutions and generate more revenues.

- *Our ability to manage our business model mix.* We generally operate E-commerce businesses for our brand partners based on one of our three business models: distribution model, consignment model and service fee model, or, in some circumstances, a combination of these business models. We derive product sales revenues when we sell products to consumers under the distribution model. We derive services revenues under the consignment model and the service fee model. For services provided under the consignment model and the service fee model, we charge fixed fees and/or variable fees primarily based on GMV or other variable factors such as number of orders fulfilled. In addition to serving our brand partners, we also provide digital marketing and other services to other customers under our service fee model. Our net revenues as a percentage of our GMV and our profitability could vary depending on the mix of our product sales revenues and services revenues.
- *Our ability to manage our product mix.* Our product mix affects our revenue mix and profitability. Depending on the product category, we may derive more revenues from product sales than services, or vice versa, which may further impact our profitability.
- *Our ability to manage pricing of our products and to maintain the level of fees for our services.* We generate revenues from product sales and from services. Accordingly, our results of operations depend on our ability to manage product pricing, and our ability to maintain the level of services fees charged to our brand partners and other customer.
- *Our ability to effectively invest in our technology platform and fulfillment infrastructure.* Our results of operations depend in part on our ability to invest in our technology platform and fulfillment infrastructure cost-effectively.
- *Our ability to manage growth, control costs and manage working capital.* Our expansion will result in substantial demands on our management, operational, technological, financial and other resources. Our ability to control cost and manage working capital is key to our success. Our continued success depends on our ability to leverage our scale to obtain more favorable terms, including better credit terms and larger credit lines, from our brand partners, marketplaces, advertising partners, lessors of warehouses and logistics service providers. Our ability to gain better insight into inventory turnover and sales patterns, which allows us to better optimize our working capital, may also affect our operations.

## Financial Operations Overview

The following describes key components of our statements of operations:

### Revenues

We generate revenues from two revenue streams: (i) product sales and (ii) services. We generally operate E-commerce businesses based on one of our three business models: distribution model, consignment model, and service fee model, or, in some circumstances, a combination of the business models.

We derive product sales revenues when we sell products to consumers under the distribution model. We select and purchase goods from our brand partners and/or their authorized distributors and sell branded goods directly to consumers through our online stores. Revenues generated from product sales include fees charged to consumers for shipping and handling expenses. We record product sales revenue, net of return allowances, value added tax and related surcharges, when the products are delivered and accepted by consumers. We offer consumers an unconditional right of return for a typical period of seven days upon receipt of products. Return allowances, which reduce net revenues, are estimated based on our analysis of returns by categories of products based on historical data.

We derive services revenues under the consignment model and service fee model. Under the consignment model and service fee model, we provide a variety of E-commerce services, such as IT solutions, online store operation, digital marketing, and customer service to our brand partners and other customers. Under the consignment model, in addition to the services provided under the service fee model, we also provide warehousing and fulfillment services, whereby our brand partners stock goods in our warehouses for future sales and we act as an agent to facilitate our brand partners' online sales of their branded products as we bear no physical and general inventory risk and have no discretion in establishing price.

For services provided under the consignment model or service fee model, we charge fixed fees and/or variable fees primarily based on GMV or other variable factors such as number of orders fulfilled. In particular, variable fees based on GMV is calculated using a predetermined ratio that we have negotiated with our brand partners, which may vary depending on factors such as the type and extent of the services we render. Revenue generated from some IT solutions such as one-time online store design and setup services is recognized at a point in time when the services are rendered. Revenue generated from services relating to online store operation, digital marketing, customer services, and warehousing and fulfillment are recognized over the service term in the amount including fixed fees and/or variable fees to which we have a right to invoice.

The following table sets forth our revenues by source for each period indicated.

	For the Year Ended December 31,					
	2016		2017		2018	
	RMB	%	RMB	%	RMB	US\$
<b>Net revenues</b>						
Product sales	2,176,447	64.2	2,257,632	54.4	2,516,862	366,062
Services	1,213,828	35.8	1,891,176	45.6	2,876,175	418,322
<b>Total net revenues</b>	<b>3,390,275</b>	<b>100.0</b>	<b>4,148,808</b>	<b>100.0</b>	<b>5,393,037</b>	<b>784,384</b>

The following table sets forth the following operating data for each period indicated.

	For the Year Ended December 31,		
	2016	2017	2018
<b>Number of brand partners as of the period end<sup>(1)</sup></b>	133	152	185
<b>Number of GMV brand partners as of the period end<sup>(2)</sup></b>	122	146	178
<b>Total GMV<sup>(3)</sup> (RMB in millions)</b>	11,264.8	19,112.2	29,426.0
<b>Distribution GMV<sup>(4)</sup></b>	2,534.1	2,620.2	2,902.0
<b>Non-distribution GMV<sup>(5)</sup></b>	8,730.7	16,492.0	26,524.0
<b>Average GMV per GMV brand partner<sup>(6)</sup> (RMB in millions)</b>	102	142	182

- (1) Brand partners are defined as companies for which we operate or have entered into agreements to operate official brand stores, official marketplace stores, or official stores on other channels under their brand names.
- (2) GMV brand partners are brand partners that contributed to our GMV during the period.
- (3) GMV is defined as (i) the full value of all purchases transacted and settled on stores operated by us (including, prior to its closure in 2017, our Maikefeng marketplace but excluding stores for the operations of which we only charge fixed fees) and (ii) the full value of purchases for which consumers have placed orders and paid deposits at such stores and which have been settled offline. Our calculation of GMV includes value added tax but excludes (i) shipping charges, (ii) surcharges and other taxes, (iii) value of the goods that are returned and (iv) deposits for purchases that have not been settled.
- (4) Distribution GMV refers to the GMV under the distribution business model.
- (5) Non-distribution GMV refers to the GMV under the service fee business model and the consignment business model.
- (6) Average GMV per GMV brand partner is calculated by dividing GMV (excluding Maikefeng) by the average number of GMV brand partners as of the beginning and end of the respective periods.

Our net revenues as a percentage of our GMV decreased from 30.1% in 2016 to 21.7% in 2017 and further to 18.3% in 2018. Our net revenues as a percentage of our GMV in 2018 decreased due to increase in the proportion of revenues generated from services. The trend of our net revenues as a percentage of our GMV in the future depends on the relative proportion of services revenues and product sales revenue.

### Operating expenses

Our operating expenses consist primarily of cost of products, fulfillment expenses, sales and marketing expenses, technology and content expenses, and general and administrative expenses. The following table breaks down our total operating expenses by these categories, by amounts and as percentages of total net revenues for each of the periods presented.

	For the Year Ended December 31,					
	2016		2017		2018	
	RMB	%	RMB	%	RMB	%
<b>Net revenues</b>	3,390,275	100.0	4,148,808	100.0	5,393,037	100.0
<b>Operating expenses</b>						
Cost of products	(1,921,856)	(56.7)	(1,917,467)	(46.2)	(2,034,852)	(37.7)
Fulfillment	(540,857)	(16.0)	(818,173)	(19.7)	(1,262,302)	(23.4)
Sales and marketing	(658,819)	(19.4)	(910,843)	(22.0)	(1,338,970)	(24.8)
Technology and content	(95,638)	(2.8)	(140,689)	(3.4)	(268,973)	(5.0)
General and administrative	(88,274)	(2.6)	(116,554)	(2.8)	(154,845)	(2.9)
Other operating expenses, net	5,235	0.2	11,250	0.3	22,678	0.4
<b>Total operating expenses</b>	<b>(3,300,209)</b>	<b>(97.3)</b>	<b>(3,892,476)</b>	<b>(93.8)</b>	<b>(5,037,264)</b>	<b>(93.4)</b>

Cost of products is incurred under the distribution model. Cost of products consists of the purchase price of products and inbound shipping charges, as well as inventory write-downs. Inbound shipping charges to receive products from the suppliers are included in the inventories, and recognized as cost of products upon sale of the products to the consumers. Our cost of products does not include other direct costs related to cost of product sales such as shipping and handling expenses, payroll and benefits of staff, rental expenses of logistic centers and depreciation expenses. Therefore our cost of products may not be comparable to other companies which include such expenses in their cost of products.

Our fulfillment expenses primarily consist of (i) expenses charged by third-party couriers for dispatching and delivering products to consumers, (ii) expenses incurred in operating our fulfillment and customer service center, including personnel cost and expenses attributable to buying, receiving, inspecting and warehousing inventories, retrieval, packaging and preparing customer orders for shipment, and store operations, (iii) rental expenses of leased warehouses, and (iv) packaging material costs. We expect our fulfillment expenses to increase as we will hire additional fulfillment personnel and lease more warehouses or cooperate with more warehouse operators to meet the demand driven by the increase in GMV and the expansion of our fulfillment services. We plan to make our fulfillment operations more efficient by setting up automated warehouse facilities to make full use of the available space and improve the workflow efficiency.

Our sales and marketing expenses primarily consist of payroll, bonus and benefits of sales and marketing staff, advertising costs, service fees paid to marketplaces, agency fees and costs for promotional materials. Our sales and marketing expenses have increased in recent years primarily due to the growth of our sales and marketing team and an expansion of our marketing efforts. We expect that our sales and marketing expenses will continue to increase due to our increased sales volume contributed by our existing and new brand partners and as we devote further efforts to expand digital marketing services for our brand partners and other customers and engage in additional advertising activities to increase the GMV of stores operated by us.

Our technology and content expenses consist primarily of technology infrastructure expenses and payroll and related expenses for employees in our technology and system department and innovation center, and editorial content expenses. We expect spending in technology and content to increase over time as we add more experienced IT professionals and continue to invest in our technology platform to provide comprehensive services to brand partners.

Our general and administrative expenses consist primarily of payroll and related expenses for our management and other employees involved in general corporate functions, office rentals, depreciation and amortization expenses relating to property and equipment used in general and administrative functions, professional service and consulting fees and other expenses incurred in connection with general corporate purposes. We expect our general and administrative expenses to increase as we incur additional expenses in connection with the expansion of our business and our operations, which include adding more staff to our general and administrative team.

## **Taxation**

### ***Cayman Islands***

We are not subject to income or capital gains tax under the current laws of the Cayman Islands. The Cayman Islands does not impose a withholding tax on payments of dividends to shareholders.

### ***Hong Kong***

Our subsidiary incorporated in Hong Kong is subject to Hong Kong profit tax at a rate of 16.5% on its taxable income generated from operations in Hong Kong. Hong Kong does not impose a withholding tax on dividends.

### ***China***

Generally, our subsidiaries and consolidated VIE in China are subject to enterprise income tax on their taxable income in China at a statutory rate of 25%. Entities qualified as “high and new technology enterprises,” are entitled to a preferential enterprise income tax rate of 15%. Our VIE, Shanghai Zunyi, qualified as a “high and new technology enterprise” with a valid term of three years starting from 2017 and is therefore subject to a 15% preferential income tax rate for 2017. For the years of 2018 and 2019, Shanghai Zunyi can continue to enjoy the 15% preferential income tax rate subject to its satisfaction of certification criteria as a high and new technology enterprise. The enterprise income tax is calculated based on the entity’s global income as determined under PRC tax laws and accounting standards.

Before May 1, 2018, we are subject to VAT at a rate of 17% on product sales and 6% on our services, in each case less any deductible VAT we have already paid or borne. On November 19, 2017, the State Council promulgated The Decisions on Abolishing the Provisional Regulations of the PRC on Business Tax and Amending the Provisional Regulations of the PRC on Value-added Tax, or Order 691. According to the VAT Law and Order 691, all enterprises and individuals engaged in the sale of goods, the provision of processing, repair and replacement services, sales of services, intangible assets, real property and the importation of goods within the territory of the PRC are the taxpayers of VAT. The VAT tax rates generally applicable are simplified as 17%, 11%, 6% and 0%, and the VAT tax rate applicable to the small-scale taxpayers is 3%. The Notice of the Ministry of Finance and the SAT on Adjusting Value-added Tax Rates, or the Notice, was promulgated on April 4, 2018 and came into effect on May 1, 2018. According to the Notice, the VAT tax rate of 17% and 11% are changed into 16% and 10%, respectively. In March 2019, the Ministry of Finance, the SAT and the General Administration of Customs jointly promulgated the Announcement on the Policies for Furtherance of the Reform of Value-Added Tax, or the Announcement 39, according to which: (i) for VAT taxable sales acts or importation of goods originally subject to VAT tax rates of 16% and 10%, respectively, such tax rates shall be adjusted to 13% and 9%, respectively; (ii) for purchase of agricultural products originally subject to deduction rate of 10%, such deduction rate shall be adjusted to 9%; (iii) for purchase of agricultural products for the purpose of production and sales or consigned processing of goods subject to tax rate of 13%, such tax shall be calculated at the deduction rate of 10%; (iv) for exported goods and labor originally subject to tax rate of 16% and export tax refund rate of 16%, the export tax refund rate shall be adjusted to 13%; and (v) for exported goods and cross-border taxable acts originally subject to tax rate of 10% and export tax refund rate of 10%, the export tax refund rate shall be adjusted to 9%. Announcement 39 will become effective on April 1, 2019, and shall supersede then existing provisions which are inconsistent with Announcement 39. Therefore, after May 1, 2018, the VAT tax rates of our PRC subsidiaries changed from 17% to 16% on product sales. VAT tax rate of our service revenue remains to be the same as that before May 1, 2018, which is 6%. We are also subject to surcharges on VAT payments in accordance with PRC law.

Dividends paid by our wholly foreign-owned subsidiaries in China to our intermediary holding companies in Hong Kong will be subject to a withholding tax rate of 10%, unless the relevant Hong Kong entity satisfies all the requirements under the Arrangement between the PRC and the Hong Kong Special Administrative Region on the Avoidance of Double Taxation and Prevention of Fiscal Evasion with respect to Taxes on Income and Capital entered into on August 21, 2006 and receives approval from the relevant tax authority. If the relevant Hong Kong entities satisfy all the requirements under the tax arrangement and receives approval from the relevant tax authority, then the dividends paid to the Hong Kong entities would be subject to withholding tax at the standard rate of 5%.

If our holding company in the Cayman Islands or any of our subsidiaries outside of China were deemed to be a “resident enterprise” under the PRC Enterprise Income Tax Law, it would be subject to enterprise income tax on its worldwide income at a rate of 25%. See “Item 3. Key Information—D. Risk Factors—Risks Related to Doing Business in China—We may be treated as a resident enterprise for PRC tax purposes under the PRC Enterprise Income Tax Law, and we may therefore be subject to PRC income tax on our global income.”

#### **Critical Accounting Policies and Estimates**

We prepare our financial statements in conformity with U.S. GAAP, which requires us to make judgments, estimates and assumptions. We continually evaluate these estimates and assumptions based on the most recently available information, our own historical experiences and various other assumptions that we believe to be reasonable under the circumstances. Since the use of estimates is an integral component of the financial reporting process, actual results could differ from our expectations as a result of changes in our estimates. Some of our accounting policies require a higher degree of judgment than others in their application and require us to make significant accounting estimates.

The selection of critical accounting policies, the judgments and other uncertainties affecting application of those policies and the sensitivity of reported results to changes in conditions and assumptions are factors that should be considered when reviewing our financial statements. We believe the following accounting policies involve the most significant judgments and estimates used in the preparation of our financial statements.

#### ***Revenue Recognition***

In May 2014, the FASB issued an accounting standards update Revenue from Contracts with Customers (ASC Topic 606) that changes the revenue recognition for companies that enter into contracts with customers to transfer goods or services. The standard is a comprehensive new revenue recognition model that requires revenue to be recognized in a manner depicting the transfer of goods or services to a customer at an amount that reflects the consideration expected to be received in exchange for those goods or services. We adopted this standard on January 1, 2018 using a full retrospective approach.



The full retrospective method requires an entity to present financial statements for all periods as if the new revenue standard had been applied to all prior periods. We concluded that the cumulative effect to the beginning balance of shareholders' equity as of January 1, 2016 by implementation of the ASC 606 is not significant while the balance sheet presentation related to return allowance is retrospectively adjusted. With the adoption of ASC 606, we recognize allowance for estimated sales returns on a gross basis rather than a net basis on the consolidated balance sheet. We now record a right of return asset for products we expect to receive back from customers within other current assets and a liability for refunds payable within accrued expenses and other current liabilities on our consolidated balance sheet.

Our revenue recognition policies effective on the adoption date of ASC 606 are as follows:

We provide brand E-commerce solutions to our brand partners and the revenues are derived principally from product sales and services.

#### *Product Sales*

We generate product sales revenues primarily through selling products on behalf of brand partners to consumers under the distribution model. Under this model, we identified one performance obligation which is to sell goods selected and purchased from our brand partners and/or their authorized distributors directly to customers through online stores it operates. Revenue under the distribution model is recognized on a gross basis and presented as product sales on the consolidated statements of operations, because (i) we rather than the brand partner, are primarily responsible for fulfilling the promise to provide the specified good; (ii) we bear the physical and general inventory risk once the products are delivered to our warehouse; (iii) we have discretion in establishing price.

Product sales, net of discounts, return allowances, value added tax and related surcharges are recognized at the point in time when customers accept the products upon delivery. Revenues are measured as the amount of consideration we expect to receive in exchange for transferring products to consumers. Return allowances, which reduce revenue, are estimated utilizing the most likely amount method based on historical data we have maintained and its analysis of returns by categories of products.

A majority of our customers make online payments through third-party payment platforms when they place orders on websites of our online stores. The funds will not be released to us by these third-party payment platforms until the customers accept the delivery of the products at which point we recognize sales of products. A portion of our customers pay upon the receipt of products. Our delivery service providers collect the payments from our customers for us. We record a receivable on the balance sheet with respect to cash held by third-party couriers.

We utilize delivery service providers to deliver products to its consumers ("shipping activities") but the delivery service is not considered as a separate obligation as the shipping activities are performed before the consumers obtain control of the products. Therefore, shipping activities are not considered a separate promised service to the consumers but rather are activities to fulfill our promise to transfer the products and are recorded as fulfillment expenses.

#### *Services*

In some instances, we act as an agent to facilitate our brand partners' online sales of their branded products, as we bear no physical and general inventory risk and have no discretion in establishing price, we have determined that revenue from our sales of products under these arrangements are service fees in nature.

We provide a variety of E-commerce services including IT solutions, online store operation, digital marketing, customer service and warehousing and fulfillment services which brand partners may elect to use all or some of them that best fit their needs. Each category of the service provided is considered as one performance obligation as they are distinct from each other. Most of our service contracts including multiple performance obligations as they include provision of a combination of various services based on our brand partner's requirements. We charge brand partners a combination of fix fees and/or variable fees based on the value of merchandise sold or other variable factors such as number of orders fulfilled. The transaction price is allocated to each performance obligation using the relative stand-alone selling price. We generally determine the stand-alone selling price based on the prices charged to customers or expected cost plus margin.

Revenue generated from some IT solutions such as one-time online store design and setup services is recognized at a point in time when the services are rendered while, revenue generated from other services are recognized over the period of time during the service term. We apply the practical expedient to recognize the services except for one-time online store design and setup services in the amount to which we have a right to invoice on a monthly basis with a credit period of one month to four months.

Revenue generated from these service arrangements is recognized on a gross basis and presented as services revenue on the consolidated statements of operations.

All the costs that we incur in the provision of the above services are classified as operating expenses on our consolidated statements of operations.

#### *Contract balances*

Timing of revenue recognition may differ from the timing of invoicing to customers. Accounts receivable represents amounts invoiced and revenue recognized prior to invoicing when the Group has satisfied its performance obligation and has the unconditional right to payment.

We sometimes receive advance payments from consumers before the service is rendered, which is recorded as advance from customers included in the accrued expenses and other current liabilities on the consolidated balance sheet.

#### *Practical Expedients and Exemptions*

We elect not to disclose the value of unsatisfied performance obligations for (i) contracts with an original expected length of one year or less (ii) contracts for which we recognize revenue at the amount to which it has the right to invoice for services performed and (iii) contracts with variable consideration related to wholly unsatisfied performance obligations.

#### *Inventories*

Inventories, consisting of products available for sale, are valued at the lower of cost or market. Cost of inventories is determined using the weighted average cost method. This valuation requires us to make judgments, based on currently available information, about the likely method of disposition, such as through sales to individual consumers or liquidations in limited instances due to closure of online stores, and expected recoverable values of each disposition category.

We adopt different strategies to deal with non-seasonal and seasonal demands. In addition, we actively track the sales data and make timely adjustments to our procurement plan in order to minimize the chance of excess unsold inventory. As a result, our obsolete inventory has not been significant. Our inventory provision is made for valuation of inventory at the lower of cost or market value. In addition, we generally reserve for inventories on hand aging over certain period of time. Inventory provisions charged to cost of products were RMB38.8 million, RMB42.3 million and RMB38.7 million (US\$5.6 million) for 2016, 2017 and 2018, respectively.

#### *Share-Based Compensation*

Our share-based payment transactions with our directors, employees and consultants are measured based on the grant date fair value of the equity instrument we issued and recognized as compensation expense over the requisite service period based on the straight-line method, with a corresponding impact reflected in additional paid-in capital.

Management is responsible for determining the fair value of options granted to our directors, employees and consultants and considered a number of factors including valuations.

ASC 718 requires forfeitures to be estimated at the time of grant and revised, if necessary, in the subsequent period if actual forfeitures differ from initial estimates. Forfeiture rates are estimated based on historical and future expectations of employee turnover rates and are adjusted to reflect future changes in circumstances and facts, if any. Share-based compensation expenses are recorded net of estimated forfeitures such that expense is recorded only for those share-based awards that are expected to vest. To the extent we revise these estimates in the future, the share-based payments could be materially impacted in the period of revision, as well as in following periods.

## ***Income Taxes***

Current income taxes are provided on the basis of net income for financial reporting purposes, adjusted for income and expense items which are not assessable or deductible for income tax purposes, in accordance with the regulations of the relevant tax jurisdictions. We follow the liability method of accounting for income taxes.

Under this method, deferred tax assets and liabilities are determined based on the temporary differences between the financial statements carrying amounts and tax bases of assets and liabilities by applying enacted statutory tax rates that will be in effect in the period in which the temporary differences are expected to reverse. We record a valuation allowance to offset deferred tax assets if based on the weight of available evidence, it is more likely than not that some portion, or all, of the deferred tax assets will not be realized. The effect on deferred taxes of a change in tax rate is recognized in our consolidated financial statements in the period of change.

In accordance with the provisions of ASC 740, we recognize in our financial statements the benefit of a tax position if the tax position is “more likely than not” to prevail based on the facts and technical merits of the position. Tax positions that meet the “more likely than not” recognition threshold are measured at the largest amount of tax benefit that has a greater than fifty percent likelihood of being realized upon settlement. We estimate our liability for unrecognized tax benefits which are periodically assessed and may be affected by changing interpretations of laws, rulings by tax authorities, changes and/or developments with respect to tax audits, and expiration of the statute of limitations. The ultimate outcome for a particular tax position may not be determined with certainty prior to the conclusion of a tax audit and, in some cases, appeal or litigation process.

We consider positive and negative evidence when determining whether some portion or all of our deferred tax assets will not be realized. This assessment considers, among other matters, the nature, frequency and severity of current and cumulative losses, forecasts of future profitability, the duration of statutory carry-forward periods, our historical results of operations, and our tax planning strategies. The ultimate realization of deferred tax assets is dependent upon the generation of future taxable income during the periods in which those temporary differences become deductible. Based upon the level of our historical taxable income and projections for future taxable income over the periods in which the deferred tax assets are deductible, we believe it is more likely than not that we will not realize the deferred tax assets resulted from the tax loss carried forward in the future periods.

The actual benefits ultimately realized may differ from our estimates. As each audit is concluded, adjustments, if any, are recorded in our financial statements in the period in which the audit is concluded. Additionally, in future periods, changes in facts, circumstances and new information may require us to adjust the recognition and measurement estimates with regard to individual tax positions. Changes in recognition and measurement estimates are recognized in the period in which the changes occur. As of December 31, 2016, 2017 and 2018, we did not have any significant unrecognized uncertain tax positions.

## ***Intangible assets, net***

Intangible assets mainly consist of trademark, internally developed software and supplier relationship. Trademark is recorded at cost and amortized on a straight-line basis over the estimated economic useful lives of 10 years.

For internally developed software, we expense all internal-use software costs incurred in the preliminary project stage and capitalized certain direct costs associated with development and purchase of internal software. This internally developed software mostly consisted of order management, customer management and retailing solution systems, which are amortized over three years on a straight-line basis.

Supplier relationship is generated from business combination in 2017, representing the relationship that arose as a result of existing supply agreements with certain brand partners of the subsidiary. Supplier relationship is recorded at fair value, and amortized on a straight-line basis over the estimated useful life of 10 years.

## ***Land use right, net***

Land use rights represent lease prepayments to the local government authorities. Land use rights are carried at cost less accumulated amortization and impairment losses. Amortization is provided to write off the cost of lease prepayments on a straight-line basis over the period of the right which is 44 years.

## Goodwill

Goodwill represents the excess of the purchase consideration over the fair value of the identifiable tangible and intangible assets acquired and liabilities assumed from the acquired entity as a result of our acquisition of interests in a subsidiary. Goodwill is not amortized but is tested for impairment on an annual basis, or more frequently if events or changes in circumstances indicate that it might be impaired. We first assess qualitative factors to determine whether it is necessary to perform the two-step quantitative goodwill impairment test. In the qualitative assessment, we consider primary factors such as industry and market considerations, overall financial performance of the reporting unit, and other specific information related to the operations. Based on the qualitative assessment, if it is more likely than not that the fair value of each reporting unit is less than the carrying amount, the quantitative impairment test is performed.

In performing the two-step quantitative impairment test, the first step compares the fair values of each reporting unit to its carrying amount, including goodwill. If the fair value of each reporting unit exceeds its carrying amount, goodwill is not considered to be impaired and the second step will not be required. If the carrying amount of a reporting unit exceeds its fair value, the second step compares the implied fair value of goodwill to the carrying value of a reporting unit's goodwill. The implied fair value of goodwill is determined in a manner similar to accounting for a business combination with the allocation of the assessed fair value determined in the first step to the assets and liabilities of the reporting unit. The excess of the fair value of the reporting unit over the amounts assigned to the assets and liabilities is the implied fair value of goodwill. This allocation process is only performed for the purposes of evaluating goodwill impairment and does not result in an entry to adjust the value of any assets or liabilities. Application of a goodwill impairment test requires significant management judgment, including the identification of reporting units, allocation of assets, liabilities and goodwill to reporting units, and determination of the fair value of each reporting unit.

## Recently Issued Accounting Pronouncements Not Yet Adopted

See Item 18 of Part III, “Financial Statements—Note 2—Summary of Principal Accounting Policies—(ag) Recently Issued Accounting Pronouncements.”

## Reportable Segments

Our chief operating decision maker has been identified as the chief executive officer. Prior to 2017, our chief operating decision maker reviewed our results in two segments: (i) the brand E-commerce segment, which provides E-commerce solutions to brand partners, including IT services, store operations, digital marketing, customer services, warehousing and fulfillment, and (ii) the Maikefeng segment, which operates the retail online platform, Maikefeng. Due to the unsatisfactory operating performance of Maikefeng, we scaled down its business in 2017. As a result of the reduction of Maikefeng's operations, starting from 2017, our chief operating decision maker reviews our consolidated results as a whole when making decisions about allocating resources and assessing our performance.

## Results of Operations

The following table sets forth a summary of our consolidated results of operations for the periods indicated both in absolute amount and as a percentage of our total net revenues. Our historical results of operations are not necessarily indicative of the results for any future period.

	For the year ended December 31,					
	2016		2017		2018	
	RMB	%	RMB	%	RMB	US\$
	(in thousands, except for per share and per ADS data and number of shares)					
<b>Net revenues</b>						
Product sales	2,176,447	64.2	2,257,632	54.4	2,516,862	366,062
Services	1,213,828	35.8	1,891,176	45.6	2,876,175	418,322
<b>Total net revenues</b>	<b>3,390,275</b>	<b>100.0</b>	<b>4,148,808</b>	<b>100.0</b>	<b>5,393,037</b>	<b>784,384</b>
<b>Operating expenses<sup>(1)</sup></b>						
Cost of products	(1,921,856)	(56.7)	(1,917,467)	(46.2)	(2,034,852)	(295,957)
Fulfillment	(540,857)	(16.0)	(818,173)	(19.7)	(1,262,302)	(183,594)
Sales and marketing	(658,819)	(19.4)	(910,843)	(22.0)	(1,338,970)	(194,745)
Technology and content	(95,638)	(2.8)	(140,689)	(3.4)	(268,973)	(39,121)
General and administrative	(88,274)	(2.6)	(116,554)	(2.8)	(154,845)	(22,521)
Other operating income, net	5,235	0.2	11,250	0.3	22,678	3,298
<b>Total operating expenses</b>	<b>(3,300,209)</b>	<b>(97.3)</b>	<b>(3,892,476)</b>	<b>(93.8)</b>	<b>(5,037,264)</b>	<b>(732,640)</b>
<b>Income from operations</b>	<b>90,066</b>	<b>2.7</b>	<b>256,332</b>	<b>6.2</b>	<b>355,773</b>	<b>51,744</b>
<b>Other income (expenses)</b>						
Interest income	11,869	0.3	13,350	0.3	8,017	1,166
Interest expense	—	—	(4,252)	(0.1)	(13,058)	(1,899)
Gain on disposal of investment	—	—	5,464	0.1	—	—
Impairment loss of investments	—	—	(6,227)	(0.1)	(9,021)	(1,312)
Exchange gain (loss)	320	0.0	(21)	0.0	(5,991)	(871)
<b>Income before income tax and share of loss in equity method investment</b>	<b>102,255</b>	<b>3.0</b>	<b>264,646</b>	<b>6.4</b>	<b>335,720</b>	<b>48,828</b>
Income tax expense	(16,831)	(0.5)	(54,251)	(1.3)	(64,953)	(9,447)
Share of loss in equity method investment	—	—	(1,265)	(0.0)	(996)	(145)
<b>Net income</b>	<b>85,424</b>	<b>2.5</b>	<b>209,130</b>	<b>5.0</b>	<b>269,771</b>	<b>39,236</b>
Net (income) loss attributable to noncontrolling interests	1,209	0.0	(264)	(0.0)	(59)	(9)

<b>Net income attributable to ordinary shareholders of Baozun Inc.</b>	<u>86,633</u>	<u>2.5</u>	<u>208,866</u>	<u>5.0</u>	<u>269,712</u>	<u>39,227</u>	<u>5.0</u>
Net income per share attributable to ordinary shareholders of Baozun Inc.							
Basic	0.58	0.0	1.29	0.0	1.59	0.23	0.0
Diluted	0.53	0.0	1.19	0.0	1.50	0.22	0.0
Net income per ADS <sup>(2)</sup>							
Basic	1.74	0.0	3.87	0.0	4.76	0.69	0.0
Diluted	1.59	0.0	3.56	0.0	4.51	0.66	0.0
Weighted average shares used in calculating net income per ordinary share							
Basic	149,935,100	—	162,113,815	—	169,884,906	169,884,906	—
Diluted	163,926,674	—	176,115,049	—	179,327,029	179,327,029	—

(1) Share-based compensation expenses are allocated in operating expenses items as follows:

(2) Each ADS represents three Class A ordinary shares.

	For the year ended December 31,			
	2016	2017	2018	
	RMB	RMB	RMB	US\$
	(in thousands)			
Fulfillment	(1,755)	(2,904)	(5,831)	(848)
Sales and marketing	(13,370)	(20,363)	(28,346)	(4,123)
Technology and content	(7,875)	(13,822)	(13,445)	(1,956)
General and administrative	(11,185)	(21,142)	(28,240)	(4,107)
	<u>(34,185)</u>	<u>(58,231)</u>	<u>(75,862)</u>	<u>(11,034)</u>

#### Year Ended December 31, 2017 Compared to Year Ended December 31, 2018.

##### Net Revenues

Our total net revenues increased by 30.0% from RMB4,148.8 million in 2017 to RMB5,393.0 million (US\$784.4 million) in 2018. Net revenues generated from product sales increased by 11.5% while net revenues from services increased by 52.1%. The increase in our net revenues generated from product sales was primarily due to the increased popularity of brand partners' products and improvement in the effectiveness of our marketing and promotional campaigns, partially offset by a decrease in product sales revenue resulting from transition of a leading electronics brand partner from the distribution model to the consignment model in September 2017. The increase in our net revenues generated from services was primarily due to the rapid growth in sales from existing brand partners and the addition of new brand partners under our consignment model and service fee model.

##### Operating Expenses

Our operating expenses increased by 29.4% from RMB3,892.5 million in 2017 to RMB5,037.3 million (US\$732.6 million) in 2018. This increase was due to the growth of our business, which resulted in increases in our cost of products, fulfillment expenses, sales and marketing expenses, technology and content expenses, and general and administrative expenses.

*Cost of Products.* Our cost of products increased by 6.1% from RMB1,917.5 million in 2017 to RMB2,034.9 million (US\$296.0 million) in 2018. Cost of products as a percentage of net revenues from product sales decreased from 84.9% in 2017 to 80.8% in 2018 primarily due to the transition of a leading electronics brand partner's business with lower product margin from the distribution model to the consignment model in September 2017.

*Fulfillment Expenses.* Our fulfillment expenses increased by 54.3% from RMB818.2 million in 2017 to RMB1,262.3 million (US\$183.6 million) in 2018. This increase was primarily due to the increase in GMV from RMB19,112.2 million in 2017 to RMB29,426.0 million (US\$4,279.8 million) in 2018 and specifically, (i) an increase of RMB230.5 million (US\$33.5 million) in expenses charged by third-party couriers for dispatching and delivering our products, and (ii) an increase of RMB117.8 million (US\$17.1 million) in labor cost and expenses attributable to retrieval and sorting, as our volume of product sales increased and we provided more fulfillment services to our brand partners. The increase in our fulfillment expenses was also due to an increase in rental expenses for our warehouses, which was primarily due to the increase in the aggregate gross floor area leased to support the expansion of warehousing and fulfillment service.

*Sales and Marketing Expenses.* Our sales and marketing expenses increased by 47.0% from RMB910.8 million in 2017 to RMB1,339.0 million (US\$194.7 million) in 2018. This increase was primarily due to an increase in marketing and platform service fees from RMB537.1 million in 2017 to RMB824.4 million (US\$119.9 million) in 2018, resulting from an increase in our advertising expenditures mainly on Tmall, as we engaged in more advertising activities to increase our GMV, and an increase in expenses incurred relating to digital marketing service. This increase was also attributable to increases in the personnel cost and other expenses attributable to online store operations due to the increase in the number of brand partners and expansion in the number of online stores operated by us.

*Technology and Content Expenses.* Our technology and content expenses increased by 91.2% from RMB140.7 million in 2017 to RMB269.0 million (US\$39.1 million) in 2018. The increase was primarily due to increased investment in our innovation center and the development of new and innovative technologies, including an increase in technology-focused staff.

*General and Administrative Expenses.* Our general and administrative expenses increased by 32.9% from RMB116.6 million in 2017 to RMB154.8 million (US\$22.5 million) in 2018. The increase was primarily due to an increase in administrative, corporate strategy, and business planning staff.

*Other Operating Income, Net.* Our other operating income, net, increased by 101.6% from RMB11.3 million in 2017 to RMB22.7 million (US\$3.3 million) in 2018. The increase was primarily due to the increase in government subsidies received.

### ***Income from Operations***

As a result of the foregoing, our income from operations increased from RMB256.3 million in 2017 to RMB355.8 million (US\$51.7 million) in 2018.

### ***Interest Income***

Our interest income decreased from RMB13.4 million in 2017 to RMB8.0 million (US\$1.2 million) in 2018. This decrease was primarily due to lower average balance of short-term investment in 2018.

### ***Interest Expense***

Our interest expense increased from RMB4.3 million in 2017 to RMB13.1 million (US\$1.9 million) in 2018. This increase was primarily due to higher average balance of our borrowings in 2018.

### ***Gain on Disposal of Investment***

Our gain on disposal of investment was nil in 2018 compared with RMB5.5 million in 2017. Our gain on disposal of investment in 2017 was due to transfer of equity interests we held in equity investees.

### ***Impairment Loss of Investments***

Our impairment loss of investments was RMB9.0 million (US\$1.3 million) in 2018 compared with RMB6.2 million in 2017. Our impairment of investments in 2018 was due to the loss of investment in equity investees without readily determinable fair value. We review the investments for impairment whenever events or changes in circumstances indicate that the carrying amount of the investments may not be recoverable.

### ***Exchange Loss***

Our exchange loss increased from RMB21.4 thousand in 2017 to RMB6.0 million (US\$0.9 million) in 2018. This increase was primarily due to the depreciation of RMB against the U.S. dollar, as we had net liabilities in U.S. dollar during 2018.

### ***Income Tax Benefit (Expense)***

Our income tax expense was RMB65.0 million (US\$9.4 million) in 2018, compared with RMB54.3 million in 2017. Our income tax expense in 2018 was due to taxable profit generated in the same period.

### ***Share of Loss in Equity Method Investment***

Our share of loss in equity method investment was RMB1.0 million (US\$0.1 million) in 2018, compared with RMB1.3 million in 2017. Our share of loss in equity method investment in 2018 resulted from our investment in Baozun-CJ and other equity investees.

### ***Net Income***

As a result of the foregoing, our net income increased by 29.0% from RMB209.1 million in 2017 to RMB269.8 million (US\$39.2 million) in 2018.

### ***Net Income Attributable to Ordinary Shareholders of Baozun Inc.***

Our net income attributable to ordinary shareholders of Baozun Inc. was RMB269.7 million (US\$39.2 million) in 2018, compared with net income attributable to ordinary shareholders of Baozun Inc. of RMB208.9 million in 2017.

### **Year Ended December 31, 2016 Compared to Year Ended December 31, 2017.**

### ***Net Revenues***

Our total net revenues increased by 22.4% from RMB3,390.3 million in 2016 to RMB4,148.8 million in 2017. Net revenues generated from product sales increased by 3.7% while net revenues from services increased by 55.8%. The increase in our net revenues generated from product sales was primarily due to the increased popularity of brand partners' products and improvement in the effectiveness of our marketing and promotional campaigns, partially offset by a decrease in product sales revenue resulting from the transition of a leading electronics brand partner from the distribution model to the consignment model in September 2017. The increase in our net revenues generated from services was primarily due to increase in sales of apparel products sold by existing brand partners as they expanded their online presence and the addition of new brand partners in the same category.

### ***Operating Expenses***

Our operating expenses increased by 17.9% from RMB3,300.2 million in 2016 to RMB3,892.5 million in 2017. This increase was due to the growth of our business, which has resulted in increases in our fulfillment expenses, sales and marketing expenses, general and administrative expenses, and technology and content expenses, partially offset by a slight decrease in cost of products.

*Cost of Products.* Our cost of products decreased by 0.2% from RMB1,921.9 million in 2016 to RMB1,917.5 million in 2017. Cost of products as a percentage of net revenues from product sales decreased from 88.3% in 2016 to 84.9% in 2017 primarily due to the transition of a leading electronics brand partner's business with lower product margin from the distribution model to the consignment model in September 2017.

*Fulfillment Expenses.* Our fulfillment expenses increased by 51.3% from RMB540.9 million in 2016 to RMB818.2 million in 2017. This increase was primarily due to the increase in GMV from RMB11,264.8 million in 2016 to RMB19,112.2 million in 2017 and specifically, (i) an increase of RMB137.2 million in expenses charged by third-party couriers for dispatching and delivering our products, and (ii) an increase of RMB87.3 million in labor cost and expenses attributable to retrieval and sorting, as our volume of product sales increased and we provided more fulfillment services to our brand partners. The increase in our fulfillment expenses was also due to an increase in the percentage of total orders fulfilled by a premium delivery service provider and an increase in rental expenses for our warehouses, which was primarily due to the increase in the aggregate gross floor area leased.

*Sales and Marketing Expenses.* Our sales and marketing expenses increased by 38.3% from RMB658.8 million in 2016 to RMB910.8 million in 2017. This increase was primarily due to an increase in marketing and platform service fees from RMB409.2 million in 2016 to RMB537.1 million in 2017, resulting from an increase in our advertising expenditures on Tmall, as we engaged in more advertising activities to increase the GMV of stores operated by us. This increase was also attributable to increases in personnel cost and other expenses attributable to online store operations due to the increase in the number of brand partners and expansion in the number of online stores operated by us.

*Technology and Content Expenses.* Our technology and content expenses increased by 47.1% from RMB95.6 million in 2016 to RMB140.7 million in 2017. The increase was primarily due to increased investment in our innovation center and the development of new and innovative technologies, including an increase in technology-focused staff.

*General and Administrative Expenses.* Our general and administrative expenses increased by 32.0% from RMB88.3 million in 2016 to RMB116.6 million in 2017. The increase was primarily due to an increase in administrative, corporate strategy, and business planning staff.

*Other Operating Income, Net.* Our other operating income, net, increased by 114.9% from RMB5.2 million in 2016 to RMB11.3 million in 2017. The increase was primarily due to the increase in government subsidies received.

### ***Income from Operations***

As a result of the foregoing, our income from operations increased from RMB90.1 million in 2016 to RMB256.3 million in 2017.

### ***Interest Income***

Our interest income increased from RMB11.9 million in 2016 to RMB13.4 million in 2017. This increase was primarily due to higher average balance of short-term investment in 2017 with higher interest rate.

### ***Gain on Disposal of Investment***

Our gain on disposal of investment was RMB5.5 million in 2017 compared with nil in 2016. Our gain on disposal of investment in 2017 was due to transfer of equity interests we held in equity investees.

### ***Impairment loss of Investments***

Our impairment loss of investments was RMB6.2 million in 2017 compared with nil in 2016. Our impairment of investments in 2017 was due to the loss of investment in equity investees without readily determinable fair value. We review the investments for impairment whenever events or changes in circumstances indicate that the carrying amount of the investments may not be recoverable.



### ***Income Tax Benefit (Expense)***

Our income tax expense was RMB54.3 million in 2017, compared with RMB16.8 million in 2016. Our income tax expense in 2017 was due to taxable profit generated in the same period.

### ***Share of Loss in Equity Method Investment***

Our share of loss in equity method investment was RMB1.3 million in 2017, compared with nil in 2016. Our share of loss in equity method investment in 2017 resulted from our investment in Baozun-CJ.

### ***Net Income***

As a result of the foregoing, our net income increased by 144.8% from RMB85.4 million in 2016 to RMB209.1 million in 2017.

### ***Net Income Attributable to Ordinary Shareholders of Baozun Inc.***

Our net income attributable to ordinary shareholders of Baozun Inc. was RMB208.9 million in 2017, compared with net income attributable to ordinary shareholders of Baozun Inc. of RMB86.6 million in 2016.

## **B. Liquidity and Capital Resources**

### **Cash Flows and Working Capital**

We have financed our operations primarily through cash generated from operating activities, proceeds from our public offerings and private placements, and short-term and long-term bank borrowings. As of December 31, 2018, we had RMB457.3 million (US\$66.5 million) in cash and cash equivalents and RMB125.5 million (US\$18.3 million) in restricted cash. Our cash and cash equivalents generally consist of bank deposits. As of December 31, 2018, we had one-year credit facilities for an aggregate amount of RMB1,170.0 million (US\$170.2 million) from seven Chinese commercial banks. Under these credit facilities, we had RMB436.2 million (US\$63.4 million) short-term loans outstanding with a weighted average effective interest rate of 4.75% per annum, and had utilized credit of RMB432.6 million (US\$62.9 million) as guarantee for bank borrowings, RMB18.7 million (US\$2.7 million) as guarantee for the issuance of notes payable, and RMB138.9 million (US\$20.2 million) for the issuance of letters of guarantee to our suppliers, so as of December 31, 2018, we have RMB579.8 million (US\$84.3 million) available for future borrowing under these credit facilities.

In January 2018, we entered into a three-year loan agreement with a bank, under which we can borrow up to US\$50.0 million by December 2020 and the actual draw down amount is subject to the deposit pledged. As of December 31, 2018, we drew down US\$10.0 million with deposit pledged of US\$10.1 million and the interest rate being the three-month Libor rate on the draw-down date plus 1.1%. We also pledged cash of RMB56.1 million (US\$8.2 million) to banks in relation to short-term bank borrowings, bank guarantees issued on behalf of us, deposit required by our business partners or security for issuance of commercial acceptance notes that mainly relate to purchase of inventories as of December 31, 2018.

We believe that our current levels of cash balances, cash flows from operations and existing credit facilities will be sufficient to meet our anticipated cash needs to fund our operations for at least the next 12 months. In addition, our cash flows from operations could be affected by our payment terms with our brand partners. Furthermore, we may need additional cash resources in the future if we experience changes in business conditions or other developments. We may also need additional cash resources in the future if we find and wish to pursue opportunities for investment, acquisition, capital expenditure or similar actions. If we determine that our cash requirements exceed the amount of cash and cash equivalents we have on hand, we may seek to issue debt or equity securities or obtain additional credit facilities.

Our accounts receivables mainly represent amounts due from customers and consumers and are recorded net of allowance for doubtful accounts. We generally grant a credit period of no more than two weeks to consumers of our products. We normally charge service fees to our brand partners with a credit period of one month to four months. As of December 31, 2016, 2017 and 2018, our accounts receivables amounted to RMB627.8 million, RMB1,085.7 million and RMB1,547.6 million (US\$225.1 million), respectively. The increase in accounts receivables over these periods was due to the increase in our product sales and service volumes. Our accounts receivables turnover days were 54 days in 2016, 75 days in 2017 and 89 days in 2018. The increase in turnover days was due to the increase in the proportion of our revenues generated from services, which generally has longer payment terms. Accounts receivables turnover days for a given period are equal to the average accounts receivables balances as of the beginning and the end of the period divided by total net revenues during the period and multiplied by the number of days during the period.

Our inventories were RMB309.3 million, RMB382.0 million and RMB650.3 million (US\$94.6 million) as of December 31, 2016, 2017 and 2018. Our inventory turnover days were 61 days in 2016, 66 days in 2017 and 93 days in 2018. The increase in our inventories over these periods reflected the additional inventory required to support our sales volumes, the increase of the scale of our existing and new brand partners under the distribution model. The increase in our inventory turnover days over these periods was due to the transition of a leading electronics brand partner's business with quicker inventory turnover days from the distribution model to the consignment model in September 2017. Inventory turnover days for a given period are equal to the average inventory balances as of the beginning and the end of the period divided by total cost of products during the period and multiplied by the number of days during the period.

Our accounts payable include accounts payable for payments in connection with inventory that we purchased and products sold under the consignment model and service fee model for which we are responsible for payment collection. As of December 31, 2016, 2017 and 2018, our accounts payable amounted to RMB526.5 million, RMB583.5 million and RMB886.3 million (US\$128.9 million), respectively. The increase in accounts payable reflected significant growth in our scale of operations. Our accounts payable turnover days were 94 days in 2016, 106 days in 2017 and 132 days in 2018. The increase in accounts payable turnover days was mainly due to longer credit periods from our suppliers and brand partners and increased order volumes. Accounts payable turnover days for a given period are equal to the average accounts payable balances as of the beginning and the end of the period divided by total cost of products during the period and multiplied by the number of days during the period.

Although we consolidate the results of our consolidated VIE, we only have access to cash balances or future earnings of our consolidated VIE through our contractual arrangements with it. See "Item 4. Information on the Company—C. Organizational Structure—Contractual Arrangements with Shanghai Zunyi and its Shareholders." For restrictions and limitations on liquidity and capital resources as a result of our corporate structure, see "— Holding Company Structure."

As a Cayman Islands exempted company and offshore holding company, we are permitted under PRC laws and regulations to provide funding to our wholly foreign-owned subsidiaries in China only through loans or capital contributions, subject to the approval of or filing with government authorities and limits on the amount of capital contributions and loans. In addition, subject to applicable restrictions under PRC foreign exchange laws and regulations, our wholly foreign-owned subsidiaries in China may provide Renminbi funding to their respective subsidiaries through capital contributions and entrusted loans, and to our consolidated VIE only through entrusted loans. See "Item 3. Key Information—D. Risk Factors—Risks Related to Our Corporate Structure—PRC regulations of loans to PRC entities and direct investment in PRC entities by offshore holding companies may delay or prevent us from using the proceeds of our offerings to make loans or additional capital contributions to our foreign-invested enterprises."

Renminbi may be converted into foreign exchange for current account items, including interest and trade- and service-related transactions. As a result, our PRC subsidiaries and our consolidated VIE in China may purchase foreign exchange for the payment of license, content or other royalty fees and expenses to offshore licensors, etc.

Our wholly foreign-owned subsidiary may convert Renminbi amounts that it generates in its own business activities, including technical consulting and related service fees pursuant to its contract with the consolidated VIE, as well as dividends it receives from its subsidiaries, into foreign exchange and pay them to its non-PRC parent companies in the form of dividends. However, current PRC regulations permit our wholly foreign-owned subsidiary to pay dividends to us only out of their accumulated profits, if any, determined in accordance with its articles of association and Chinese accounting standards and regulations. Our wholly foreign-owned subsidiary is required to set aside at least 10% of its after-tax profits after making up for previous years' accumulated losses each year, if any, to fund certain reserve funds until the total amount set aside reaches 50% of its registered capital. These reserves are not distributable as cash dividends. Furthermore, capital account transactions, which include foreign direct investment and loans, must be approved by and/or registered with SAFE and its local branches.

The following table sets forth a summary of our cash flows for the periods indicated:

	<b>For the year ended December 31,</b>			
	<b>2016</b>	<b>2017</b>	<b>2018</b>	
	<b>RMB</b>	<b>RMB</b>	<b>RMB</b>	<b>US\$</b>
	<b>(in thousands)</b>			
Net cash provided by (used in) operating activities	13,441	(169,074)	(98,502)	(14,326)
Net cash provided by (used in) investing activities	(116,741)	(639,163)	37,564	5,463
Net cash provided by financing activities	210,719	167,705	331,225	48,175
Net increase (decrease) in cash and cash equivalents	107,419	(640,532)	270,287	39,312
Cash and cash equivalents and restricted cash, beginning of year	835,401	968,151	293,657	42,711
Effect of exchange rate changes	25,331	(33,962)	18,911	2,749
Cash and cash equivalents and restricted cash, end of year	968,151	293,657	582,855	84,772

## ***Operating Activities***

Net cash used in operating activities in 2018 was RMB98.5 million (US\$14.3 million) and primarily consisted of net income of RMB269.8 million (US\$39.2 million), as adjusted for non-cash items, and the effects of changes in operating assets and liabilities. Adjustments for non-cash items primarily included RMB75.9 million (US\$11.0 million) of share-based compensation expenses, RMB72.2 million (US\$10.5 million) of depreciation and amortization expenses and RMB38.7 million (US\$5.6 million) of inventory write-down, partially offset by deferred income tax of RMB22.9 million (US\$3.3 million). In 2018, the principal items accounting for the changes in operating assets and liabilities were an increase in accounts receivable of RMB462.1 million (US\$67.2 million), an increase in inventories of RMB307.0 million (US\$44.7 million), an increase in prepayments and other current assets of RMB80.6 million (US\$11.7 million), and an increase in advances to suppliers of RMB77.2 million (US\$11.2 million), partially offset by an increase in accounts payable of RMB302.8 million (US\$44.0 million), a decrease in amounts due from related parties of RMB56.5 million (US\$8.2 million), and an increase in income tax payables of RMB32.3 million (US\$4.7 million). The increase in our accounts receivable was due to an increase in service fees due from our brand partners as a result of an increase in our sales. The increase in our inventories, prepayments and other current assets, advances to suppliers, and accounts payable was due to the growth of our business.

Net cash used in operating activities in 2017 was RMB169.1 million and primarily consisted of net income of RMB209.1 million, as adjusted for non-cash items, and the effects of changes in operating assets and liabilities. Adjustments for non-cash items primarily included RMB58.2 million of share-based compensation expenses, RMB50.6 million of depreciation and amortization expenses, and RMB42.3 million of inventory write-down. In 2017, the principal items accounting for the changes in operating assets and liabilities were an increase in accounts receivable of RMB457.0 million, an increase in inventories of RMB106.8 million, an increase in prepayments and other current assets of RMB77.2 million, a decrease in notes payable of RMB67.1 million, and an increase in amounts due from related parties of RMB50.0 million, partially offset by an increase in accrued expenses and other current liabilities of RMB175.1 million, an increase in accounts payable of RMB54.5 million, and an increase in income tax payables of RMB14.6 million. The increase in our accounts receivable was due to an increase in service fees due from our brand partners as a result of an increase in our sales. The increase in our inventories, prepayments and other current assets, and accounts payable was due to the growth of our business. Our accrued expenses and other current liabilities increased primarily due to increases in logistics, marketing and salary expenses payable as a result of business growth.

Net cash provided by operating activities in 2016 was RMB13.4 million and primarily consisted of net income of RMB85.4 million, as adjusted for non-cash items and the effects of changes in operating assets and liabilities. Adjustments for non-cash items primarily included RMB38.8 million of inventory write-down, RMB35.9 million of depreciation and amortization expenses, RMB34.2 million of share-based compensation expenses, and deferred income tax of RMB1.5 million. In 2016, the principal items accounting for the changes in operating assets and liabilities were an increase in accounts payable of RMB65.4 million and an increase in notes payable of RMB84.1 million, partially offset by an increase in accounts receivable of RMB260.5 million, an increase in advances to suppliers of RMB40.6 million, a decrease in accrued expenses and other current liabilities of RMB19.0 million, and an increase in inventories of RMB16.5 million. Our accounts payable, notes payable and advances to suppliers increased due to the growth of our business. The increase in our accounts receivable was due to an increase in service fees due from our brand partners as a result of an increase in our sales. The increase in our inventories was due to the growth of our business. Our accrued expenses and other current liabilities decreased primarily due to a decrease in amount received from end customers on behalf of and payable to merchants on Maifefeng marketplace in line with decreased GMV.

## ***Investing Activities***

Net cash used in investing activities was approximately RMB37.6 million (US\$5.5 million) in 2018, primarily for purchase of property and equipment, which comprised equipment for warehouse, computer hardware for newly hired employees and leasehold improvements, and addition of intangible assets due to cost incurred for internal development of software, which were partially offset by disposal of short term investment.

Net cash used in investing activities was approximately RMB639.2 million in 2017, primarily for (i) increase in short-term investment, (ii) purchase of property and equipment, which comprised buildings and equipment for warehouse, computer hardware for newly hired employees and leasehold improvements, (iii) addition of land use right acquired for a warehouse, (iv) addition of intangible assets due to cost incurred for internal development of software, and (v) cash paid for business combination, net of cash received.

Net cash used in investing activities was approximately RMB116.7 million in 2016, primarily for (i) purchase of property and equipment, which comprised equipment for warehouse, computer for newly hired employees and leasehold improvements, addition of intangible assets due to cost incurred for internal development of software, and investment in cost method investees, which were partially offset by proceeds received from maturity of short-term investment, and (ii) cash disposed upon deconsolidation of a subsidiary, Baozun-CJ.

## **Financing Activities**

Net cash provided by financing activities was RMB331.2 million (US\$48.2 million) in 2018, primarily due to proceeds from short-term bank loans of RMB780.1 million (US\$113.5 million) and a long-term loan of RMB63.3 million (US\$9.2 million), partially offset by repayment of borrowings of RMB515.9 million (US\$75.0 million).

Net cash provided by financing activities was RMB167.7 million in 2017, primarily due to proceeds from short-term bank loans of RMB329.4 million, partially offset by repayment of borrowings of RMB157.4 million and payment of follow-on public offering costs of RMB8.6 million.

Net cash provided by financing activities was RMB210.7 million in 2016, primarily due to proceeds from issuance of 9,000,000 Class A ordinary shares, represented by 3,000,000 ADSs, in December 2016 of RMB253.7 million, partially offset by payment for repurchase of ordinary shares of RMB45.3 million and payment of follow-on public offering costs of RMB15.6 million.

## **Capital Expenditures**

We had capital expenditures of RMB92.2 million, RMB349.9 million and RMB208.7 million (US\$30.4 million) in 2016, 2017 and 2018, respectively. Our capital expenditures were used primarily for (i) the purchase of buildings, computer hardware, office furniture and equipment and warehouse equipment, (ii) leasehold improvements, (iii) cost incurred for internal development of software, and (iv) land use right. Actual future capital expenditures may differ from the amounts indicated above. We have no capital commitment as of December 31, 2018.

## **Holding Company Structure**

Baozun Inc. is a holding company with no material operations of its own. We conduct our operations primarily through our subsidiaries and consolidated VIE in China. As a result, our ability to pay dividends depends upon dividends paid by our PRC subsidiaries. If our existing PRC subsidiaries or any newly formed ones incur debt on their own behalf in the future, the instruments governing their debt may restrict their ability to pay dividends to us. In addition, our wholly foreign-owned subsidiaries in China are permitted to pay dividends to us only out of their retained earnings, if any, as determined in accordance with its articles of association and PRC accounting standards and regulations. Under PRC law, each of our subsidiaries and our consolidated VIE in China is required to set aside at least 10% of its after-tax profits each year, if any, to fund certain statutory reserve funds until such reserve funds reach 50% of its registered capital. Each of our PRC subsidiaries and our consolidated VIE may allocate a portion of its after-tax profits based on PRC accounting standards to a discretionary surplus fund at its discretion. The statutory reserve funds and the discretionary funds are not distributable as cash dividends. Remittance of dividends by a wholly foreign-owned company out of China is subject to examination by the banks designated by SAFE. As of December 31, 2018, the amount restricted, including paid-in capital and statutory reserve funds, was RMB719.1 million (US\$104.6 million). Our PRC subsidiaries have not paid dividends and will not be able to pay dividends until they generate accumulated profits and meet the requirements for statutory reserve funds.

Our VIE, Shanghai Zunyi, contributed an aggregate of 3.0%, 6.1% and 9.1% of our net revenues for the years ended December 31, 2016, 2017 and 2018, respectively.

### **C. Research and Development, Patents and Licenses, etc.**

We devote significant resources to our research and development efforts, focusing on developing our technology infrastructure and proprietary systems and enhancing the capability of our Business Intelligence software. In June 2017, we established an innovation center which focuses on enhancing our IT capabilities and helps us shape the market by developing and standardizing new services such as cloud-based operating platforms, big data analysis tools for brand E-commerce, the implementation of artificial intelligence in brand E-commerce over time and upgrade of current technology systems, in order to serve a wider variety of brand partners and other customers with a broader array of services. We employed 868 IT professionals to design, develop and operate our technology platform as of December 31, 2018.

### **D. Trend Information**

Other than as disclosed elsewhere in this annual report, we are not aware of any trends, uncertainties, demands, commitments or events for the period from January 1, 2018 to December 31, 2018 that are reasonably likely to have a material effect on our net revenues, income, profitability, liquidity or capital resources, or that would cause the disclosed financial information to be not necessarily indicative of future operating results or financial conditions.

## E. Off-Balance Sheet Arrangements

As of December 31, 2018, other than as disclosed elsewhere in this annual report, we have not entered into any financial guarantees or other commitments to guarantee the payment obligations of any third parties. In addition, we have not entered into any derivative contracts that are indexed to our own shares and classified as shareholder's equity, or that are not reflected in our consolidated combined financial statements. Furthermore, we do not have any retained or contingent interest in assets transferred to an unconsolidated entity that serves as credit, liquidity or market risk support to such entity. Moreover, we do not have any variable interest in any unconsolidated entity that provides financing, liquidity, market risk or credit support to us or engages in leasing, hedging or research and development services with us.

## F. Tabular Disclosure of Contractual Obligations

The following sets forth information regarding our aggregate payment obligations under our contracts and commercial commitments as of December 31, 2018:

	Payments Due by Period									
	Total		Less than 1 year		1-3 years		3-5 years		More than 5 years	
	RMB	US\$	RMB	US\$	RMB	US\$	RMB	US\$	RMB	US\$
Operating lease obligations	643,484	93,591	161,402	23,475	241,880	35,180	156,823	22,809	83,379	12,127
Short-term loans	436,200	63,443	436,200	63,443	-	-	-	-	-	-
Long-term loan	68,753	10,000	-	-	68,753	10,000	-	-	-	-
Interest payment	10,920	1,588	10,617	1,544	303	44	-	-	-	-
Payment obligation under certain retail product license agreement	495,334	72,044	25,912	3,769	92,684	13,481	200,376	29,143	176,362	25,651
Total	1,654,691	240,666	634,131	92,231	403,620	58,705	357,199	51,952	259,741	37,778

The interest rate of one long-term loan is based on the three-month Libor on draw-down date plus 1.1%. We compute this long-term loan related interest based on the interest rate as of December 31, 2018.

## G. Safe Harbor

This report contains forward-looking statements within the meaning of section 27A of the Securities Act, and section 21E of the Exchange Act, and as defined in the Private Securities Litigation Reform Act of 1995. See "Forward-Looking Statements."

## ITEM 6. DIRECTORS, SENIOR MANAGEMENT AND EMPLOYEES

### A. Directors and Senior Management

The following table sets forth information regarding our directors and executive officers as of the date of this annual report.

Directors and Executive Officer	Age	Position/Title
Vincent Wenbin Qiu	51	Director and Chief Executive Officer
Junhua Wu	40	Director and Chief Growth Officer
Satoshi Okada	60	Director
Jessica Xiuyun Liu	43	Director
Dr. Gang Yu	59	Independent Director
Yiu Pong Chan	46	Independent Director
Bin Yu	49	Independent Director
Steve Hsien-Chieng Hsia	55	Independent Director
Benjamin Changqing Ye	48	Independent Director
Robin Bin Lu	49	Chief Financial Officer
Michael Meng Li	41	Chief Information Technology and Innovation Officer
Aaron Kwok Yuen Lung	54	Chief Human Resource Officer
Daniel Zhiguo Duan	41	Vice President
Luke Xiaokang Lu	54	Vice President

**Mr. Vincent Wenbin Qiu** is one of our co-founders. Since the founding of our business in 2007, Mr. Qiu has served as chairman of our board of directors and our chief executive officer. Mr. Qiu also has served as a director of several companies invested by us. Prior to founding our company, Mr. Qiu founded Shanghai Erry Network Technology Ltd., or Shanghai Erry, in 2000, a company specialized in providing supply chain management solutions and services to consumer brands in China, and served as Shanghai Erry's chief executive officer from 2000 to 2007. From 1992 to 2000, Mr. Qiu worked as a technical and solution architect and held technical management positions in various multinational companies, including NCR (China) Limited, HP China Co., Ltd. and Sun Microsystems (China) Limited. Mr. Qiu obtained his bachelor's degree in electronic engineering from Tsinghua University in 1992.

**Mr. Junhua Wu** is one of our co-founders and has served as our chief operating officer from the founding of our business in 2007 to December 2017, as our chief growth officer since December 2017, and as our director since 2012. He primarily supervises our apparel and beauty business. From 2001 to 2006, Mr. Wu served as director of the professional service department at Shanghai Erry. From 2000 to 2001, he worked as senior IT manager in Goodbaby International Group, an international durable juvenile products company headquartered in China. Mr. Wu graduated from Shanghai Jiao Tong University where he studied computer science in 2000.

**Mr. Satoshi Okada** has served as a member on our board since October 2014. Mr. Okada has also served as director at Alibaba.com Japan since 2008, as a director of GDS Holdings Limited, a China-based developer and operator of high-performance data centers listed on The Nasdaq Stock Market since 2014, and as a director of Tsubasa Corporation since 2017. From 2000 to 2008, Mr. Okada had held various management positions within the Softbank Corp. group. He also served as director at Alibaba.com Limited from 2007 to 2012, Ariba Japan K.K., a technology company, from 2001 to 2005 and DeeCorp Limited, a software company, from 2005 to 2007.

**Ms. Jessica Xiuyun Liu** has served as a member of our board since July 2017. Ms. Liu currently serves as the president of Tmall apparel at Alibaba Group. Ms. Liu joined Alibaba Group in August 2012 as the head of Tmall shoes department. Since then, she has served in various leadership roles in Alibaba Group, including the head of Tmall menswear department and the head of Tmall sports & outdoor department. Prior to joining Alibaba Group, Ms. Liu worked in Amazon China as the director of sports and outdoors from 2005 to 2012. Ms. Liu has more than 17 years of management experience and is specialized in business operations, key account management, new business initiatives and corporate management. Ms. Liu received her bachelor's degree in economics from Nankai University in 1997 and her master's degree in economics from the University of International Business and Economics in 2000 in China.

**Dr. Gang Yu** has served as a member of our board since April 2018. Dr. Yu co-founded 111, Inc., a leading mobile and digital healthcare platform operator in China listed on The Nasdaq Stock Market, in 2010 and currently serves as its executive chairman and a member of its compensation committee. Dr. Yu has also served as an executive director and co-chairman of the board of directors of Zall Group Ltd., a company listed on the Hong Kong Stock Exchange, since August 2015; as a director of LightInTheBox Holding Co., Ltd., a company listed on the New York Stock Exchange, since March 2016; as a director and a member of the strategy committee, the audit committee, the compensation committee, and the nominating committee of Midea Group, a company listed on Shenzhen Stock Market, since September 2018; and as an independent director and a member of the compensation committee and the audit and risk management committee of Tk.cn Insurance Co., Ltd., an insurance company, since 2015. From 2008 to July 2015, Dr. Yu was the co-founder and chairman of Yihaodian, a leading E-commerce company in China. Dr. Yu has extensive experience in E-commerce operations and logistics management and has previously served in various senior executive positions at multi-national corporations such as Dell Inc. and Amazon.com, Inc. Dr. Yu obtained his bachelor degree in science from Wuhan University in 1982 and his master degree in physics from Cornell University in 1985. Dr. Yu received his Ph.D. from the Wharton School of Business, University of Pennsylvania in 1990.

**Mr. Yiu Pong Chan** has served as our independent director since May 2015. Mr. Chan served as an executive director from September 2012 to January 2018 and as a managing director from January 2014 to June 2018, at L Catterton Asia Advisors, formerly named as L Capital Asia Advisors, a private equity fund based in Singapore which is backed by LVMH Moët Hennessy Louis Vuitton S.A, a multinational luxury products company. Mr. Chan was also a non-executive director at Dr. Wu Skincare Co., Ltd, a Taiwan-based company that provides non-surgical skincare products and solutions, from April 2014 to April 2018, and a board observer at YG Entertainment Inc., a music and entertainment company in South Korea. From August 2006 to June 2011, Mr. Chan was a director and served as head of the China office at investment fund Crescent Point Advisors Pte Ltd. From June 2002 to June 2006, Mr. Chan was a director at the Taiwan office of Lone Star Asia-Pacific Ltd. Mr. Chan worked with McKinsey & Co. from 1999 to 2002. Mr. Chan holds a master's degree in finance with first-class honor and a bachelor's degree in economics and finance from the University of Auckland.

**Ms. Bin Yu** has served as our independent director since May 2015. Ms. Yu has served as the chief financial officer of Lingochamp Information Technology (Shanghai) Co., Ltd., an AI technology driven education company, since September 2017. Ms. Yu has been a director of iDreamSky Technology Holdings Limited, a China-based digital entertainment platform operator listed on the Hong Kong Stock Exchange, since May 2018. Ms. Yu has been a director of GDS Holdings Limited since November 2016. Ms. Yu has also been an independent director and the audit committee chair of Tian Ge Interactive Holdings Limited, a live social video platform in China listed on the Hong Kong Stock Exchange, since June 2014. In addition, Ms. Yu served as chief financial officer of Innolight Technology (Suzhou) Ltd., a high-speed optical transceiver supplier in China, from January 2015 to May 2016. Ms. Yu was a director and the chief financial officer of Star China Media Limited, a company engaged in entertainment TV programs business, from December 2013 and May 2013, respectively, to December 2014. From August 2012 to April 2013, she was the senior vice president of Youku Tudou Inc., an Internet television company listed on New York Stock Exchange. Respectively, from January 2012 to April 2013 and from July 2010 to December 2011, Ms. Yu served as the chief financial officer and the vice president of finance of Tudou Holdings Limited, a company engaged in Internet television business. Prior to that, from September 1999 to July 2010, she worked at KPMG U.S. and KPMG Greater China region. Ms. Yu obtained a master's degree in education and a master's degree in accounting from the University of Toledo in the United States in May 1998 and August 1999, respectively, and an EMBA degree from Tsinghua University and INSEAD in January 2013. She is a Certified Public Accountant in the United States admitted by the Accountancy Board of Ohio, a member of American Institute of Certified Public Accountants and a member of Chartered Global Management Accountant.

**Mr. Steve Hsien-Chieng Hsia** has served as our independent director since May 2016. Mr. Hsia has been the co-founder, director and chief executive officer of Young Outliers, Inc., a Silicon Valley-based education service company since 2014. Mr. Hsia has served as a board member of Malaysia Digital Economy Corporation Sdn Bhd, a dedicated government agency entrusted to develop, coordinate, and promote Malaysia's national digital economy since 2015. Mr. Hsia has also been the chief executive officer of Silicon Valley STEAM Education & Research Association, a non-profit education association promoting STEAM education in Silicon Valley, since May 2018; and an independent director of Wearnes-Starchase Limited, a Singapore-based premium and luxury automobile dealership company, since November 2018. From 2011 to 2013, Mr. Hsia served as the Asia-Pacific chief operating officer of Wunderman, a digital marketing agency under WPP plc, an advertising and media holding company. From 1996 to 2011, Mr. Hsia co-founded and served as chief executive officer of AGENDA Corporation, a digital marketing agency in Asia. Prior to AGENDA Corporation, Mr. Hsia co-founded two enterprise software companies. Mr. Hsia received his bachelor's degree in computer science from University of California, Berkeley.

**Mr. Benjamin Changqing Ye** has served as our independent director since May 2016. Mr. Ye has also served as an independent director and a member of the audit committee, the nomination and remuneration committee and the risk management committee of Luzhou City Commercial Bank, a commercial bank listed on Hong Kong Stock Exchange, since December 2018; and an independent director, the chairman of the audit committee, and a member of the nomination and corporate governance committee of Niu Technologies Inc., a provider of smart urban mobility solutions listed on The Nasdaq Stock Market, since October 2018. In addition, Mr. Ye has served as a director of several privately held companies, including Far East Energy Service Co., Ltd. since September 2017; and Suzhou Huike Education Co., Ltd. since February 2017. From 2011 to 2015, Mr. Ye was a managing director and the chief financial officer of CITIC PE Group. From 1992 to 2011, Mr. Ye worked for PricewaterhouseCoopers in China and the United Kingdom, where he mainly focused on M&A advisory work, and served as a partner of PricewaterhouseCoopers in China from 2004 to 2011. Mr. Ye received his bachelor's degree in journalism from Huazhong University of Science and Technology and an MBA degree from University of Warwick. Mr. Ye is a qualified accountant of the Chinese Institute of Certified Public Accountants.

**Mr. Robin Bin Lu** has served as our chief financial officer since November 2018. Mr. Lu served as chief financial officer of LightInTheBox Holding Co., Ltd., a leading cross-border E-commerce company, from 2014 to September 2018. Mr. Lu was chief financial officer and an Executive Director of A8 New Media Group Limited (prior name: A8 Digital Music Holdings Limited), a company listed on the Hong Kong Stock Exchange, from 2011 to 2014, and he served as a Director of Duomi Music Corporation from 2011 to 2014. From 2008 to 2010, Mr. Lu worked for Anaren, Inc as a division controller. Prior to Anaren, Mr. Lu was an Executive Director at Janney & Lee Investment LLC. Robin has also held various financial management positions at China Network Communication Co., Ltd. (which was acquired by China Unicom), Dell Inc., and China International Trust and Investment Corporation (currently known as CITIC Group). Mr. Lu received his bachelor's degree in automotive engineering from Tsinghua University in 1992 and his MBA degree in operations and finance from Ohio State University in 2000.

**Mr. Michael Meng Li** has served as our chief information technology and innovation officer since February 2018 and has worked with us since June 2017. Prior to joining us, Mr. Li served as general manager of chain brands business division at Wanda Internet Technology Group from May 2016 to June 2017. Mr. Li served as general manager of E-commerce at BestBuy Commercial (Shanghai) Co., Ltd. from April 2014 to April 2015, responsible for e-commercial business development. Mr. Li was co-founder and served as chief executive officer of Shanghai Aibee Network Technology Co., Ltd. from January 2012 to January 2014. Mr. Li has more than 18 years of management experience in the E-commerce and IT service industry. Mr. Li received his bachelor's degree in energy engineering from Zhejiang University.

**Mr. Aaron Kwok Yuen Lung** currently serves as our chief human resources officer and general manager of our home appliances and digital products business. Mr. Kwok joined us in October 2014. Prior to joining us, Mr. Kwok was a director at Beijing VastSmart Trading Co., Ltd from 2012 to 2014. From 2011 to 2012, Mr. Kwok served as deputy vice general manager in charge of sales and marketing at Beko Electronics Appliances (China) Co., Ltd. From 2003 to 2011, Mr. Kwok worked as sales director and commercial general manager of IT displays and Accessories of Philips (China) Investment Co., Ltd. From 1989 to 2003, Mr. Kwok held various managerial positions in several IT companies, including Beijing Dyne Lihe Sci-Tech Development Co., Ltd. and Creative Technology Limited. Mr. Kwok received his bachelor's degree in computer science from Fudan University in 1989.

**Mr. Daniel Zhiguo Duan** has served as our vice president in charge of our logistics and supply chain group since July 2018. Prior to joining us, Mr. Duan served as a senior director of Cainiao Network Technology Co., Ltd., a China-based logistics data platform operator, from September 2013 to July 2018. Mr. Duan served as a logistics director of Zhejiang Tmall Supply Chain Management Co., Ltd., a China-based logistics service company, from December 2011 to September 2013. Mr. Duan served as a logistics director of VANCL (Beijing) Technology Co., Ltd., a China-based lifestyle brand and online retailer, from April 2010 to December 2011. Mr. Duan also had held various managerial positions within Founder Group, a China-based information technology company, from July 2000 to September 2002 and from April 2005 to April 2010. Mr. Duan received his bachelor's degree in engineering management in 2000 and his master's degree in technology economy and management from North China Electric Power University in 2005.

**Mr. Luke Xiaokang Lu** has served as our vice president in charge of our corporate operations management since August 2018. Prior to joining us, Mr. Lu worked as an operations director and a senior vice president in charge of licensed brand distribution of Tristate Holdings Limited, a premium brands management company listed on Hong Kong Stock Exchange, from 2003 to 2017. Mr. Lu had held various managerial positions in finance and legal department of Adidas China from 1996 to 2003. Mr. Lu has over 20 years' experiences in finance, legal and business operations management in branded distribution. Mr. Lu received his bachelor's degree in economics from Zhejiang Gongshang University (formerly known as Hangzhou Institute of Commerce) in 1985.

## **B. Compensation**

In 2018, we accrued aggregate fees, salaries and benefits (excluding equity-based grants) of approximately RMB9.0 million (US\$1.3 million) to our directors and executive officers as a group and granted an aggregate of 672,633 restricted share units to our directors and executive officers.

We have neither set aside nor accrued any amount of cash to provide pension, retirement or other similar benefits to our officers and directors. Our PRC subsidiaries and variable interest entity are required by law to make contributions equal to certain percentages of each employee's salary for his or her retirement benefit, medical insurance benefits, housing funds, unemployment and other statutory benefits.

### **Share Incentive Plans**

The following summarizes, as of the date of this annual report, the options and restricted share units that we granted to our directors and executive officers and to other individuals as a group under our share incentive plans to attract and retain the best available personnel, to provide additional incentives to selected employees, directors, and consultants and to promote the success of our business. We and our directors, executive officers and other employees who are PRC residents and who have been granted options or restricted share units will be required to register with SAFE pursuant to applicable PRC laws. See "Item 3. Key Information—D. Risk Factors—Risks Related to Doing Business in China—Any failure to comply with PRC regulations regarding our employee equity incentive plans may subject the PRC plan participants or us to fines and other legal or administrative sanctions."

#### ***2014 Share Incentive Plan and 2015 Share Incentive Plan***

In January 2010, Shanghai Baozun adopted a share incentive plan, or the Shanghai Baozun Plan, under which Shanghai Baozun granted share-based incentive awards to employees, officers, directors and individual consultants of Shanghai Baozun. On May 30, 2014, we adopted our 2014 Share Incentive Plan, or the 2014 Plan, to roll over the options granted under Shanghai Baozun Plan with the same amount, terms and vesting schedule. The maximum number of shares which may be issued pursuant to all awards under the 2014 Plan is 20,331,467. As of March 15, 2019, the number of shares which may be issued pursuant to all outstanding options under the 2014 Plan is 2,955,726.

On May 5, 2015, we adopted our 2015 Plan, which was amended in July 2016. The maximum number of shares which may be issued pursuant to all awards under the 2015 Plan was 4,400,000 initially. As the unissued shares reserved under the 2015 Plan accounted for less than 2% of the then total issued and outstanding shares on an as-converted basis on December 31, 2015, pursuant to the 2015 plan, the number of shares reserved for future issuances under the 2015 Plan was increased by 2,641,679 to 2% of the total issued and outstanding shares as of January 1, 2016, which was 3,029,427. Pursuant to the 2015 Plan, as amended, if on December 31 of each year beginning in 2016, the unissued shares reserved under the 2015 Plan account for less than 1.5% of the then total issued and outstanding shares on an as-converted basis, then on the first day of the next calendar year, the number of shares reserved for future issuances under the 2015 Plan shall be automatically increased to 1.5% of the then total issued and outstanding Shares. On December 31, 2016, as the unissued shares reserved under the 2015 Plan accounted for less than 1.5% of the then total issued and outstanding shares on an as-converted basis, on January 1, 2017, the number of shares reserved for future issuances under the 2015 Plan was automatically increased by 2,334,986 to 1.5% of the then total issued and outstanding shares, which was 2,391,180. On December 31, 2017, as the unissued shares reserved under the 2015 Plan accounted for less than 1.5% of the then total issued and outstanding shares on an as-converted basis, on January 1, 2018, the number of shares reserved for future issuances under the 2015 Plan was automatically increased by 996,171 to 1.5% of the then total issued and outstanding shares, which was 2,491,881. On December 31, 2018, as the unissued shares reserved under the 2015 Plan accounted for less than 1.5% of the then total issued and outstanding shares on an as-converted basis, on January 1, 2019, the number of shares reserved for future issuances under the 2015 Plan was automatically increased by 523,529 to 1.5% of the then total issued and outstanding shares, which was 2,588,229. The shares which may be issued pursuant to the awards under the 2015 Plan shall be Class A ordinary shares. As of March 15, 2019, the number of shares that may be issued pursuant to all outstanding options and restricted share units under the 2015 Plan is 3,814,968.



*Types of Awards.* The 2014 Plan and the 2015 Plan permit the grant of several kinds of awards, including among others, options, restricted shares, restricted share units and share appreciation rights.

*Plan Administration.* Our board of directors will administer the 2014 Plan and the 2015 Plan, and may delegate its administrative authority to a committee of one or more members of the board or the chief executive officer of the Company, subject to certain restrictions. Among other things, the board of directors will designate the eligible individuals who may receive awards, and determine the types and number of awards to be granted and terms and conditions of each award grant. The administrator of the 2014 Plan and the 2015 Plan has the power and discretion to cancel, forfeit or surrender an outstanding award under the 2014 Plan and the 2015 Plan, respectively.

*Award Agreements.* Options and other awards granted under the 2014 Plan and the 2015 Plan will be evidenced by a written award agreement that sets forth the material terms and conditions for each grant.

*Eligibility.* We may grant awards to the employees, consultants rendering bona fide services to us or our affiliated entities designated by our board, as well as our non-employee directors, provided that awards cannot be granted to consultants or non-employee directors who are resident of any country in the European Union, and any other country which pursuant to applicable laws does not allow grants to non-employees.

*Term of the Option and Stock Appreciation Rights.* The term of each option and stock appreciation rights granted will not exceed ten years, and the board of directors may extend the term subject to certain limitation under relevant applicable regulations.

*Acceleration of Awards upon Corporate Transactions.* The board of directors may, in its sole discretion, upon or in anticipation of a corporate transaction, accelerate awards, purchase the awards from the holder or replace the awards.

*Vesting Schedule.* In general, the board of directors determines the vesting schedules.

*Amendment and Termination.* The board of directors may at any time amend, modify or terminate the 2014 Plan or the 2015 Plan subject to shareholder approval to the extent required by laws. Additionally, shareholder approval will be specifically required to increase the number of shares available under the 2014 Plan, or to permit the board of directors to extend the term or the exercise period of an option or share appreciation right beyond ten years, or if amendments result in material increases in benefits or a change in eligibility requirements. Any amendment, modification or termination of the 2014 Plan or the 2015 Plan must not impair any rights or obligations under awards already granted without consent of the holder of such awards. Unless terminated earlier, the 2014 Plan and the 2015 Plan will expire and no further awards may be granted after the tenth anniversary of the shareholders' approval of the 2014 Plan and the 2015 Plan, respectively.

The following table summarizes, as of March 15, 2019, the outstanding options that we granted to our directors and executive officers and to other individuals as a group under our 2014 Plan and 2015 Plan.

Name	Ordinary shares	Exercise Price (US\$/Share)	Date of Grant	Date of Expiration
	Underlying Outstanding Options			
Vincent Wenbin Qiu	69,924	0.0001	2/6/2015	2/5/2025
Junhua Wu	1,632,995	0.0136	8/29/2014	8/28/2024
	99,679	0.0001	2/6/2015	2/5/2025
Yiu Pong Chan	*	0.0001	5/20/2015	5/19/2025
Bin Yu	*	0.0001	5/20/2015	5/19/2025
Aaron Kwok Yuen Lung	*	0.0001	2/6/2015	2/5/2025
		0.0001; 0.0136; 1.5;		
Other individuals as a group	971,672	2.8697	various**	various***

\* Upon exercise of all options granted and vesting of all restricted share units, would beneficially own less than 1% of our outstanding ordinary shares.

\*\* From January 30, 2010 to February 6, 2015.

\*\*\* From January 29, 2020 to February 5, 2025.

The following table summarizes, as of the date of March 15, 2019, the outstanding restricted share units that we granted to our directors, executive officers and other individuals under our 2015 Plan.

<b>Name</b>	<b>Restricted Share Unit</b>	<b>Date of Grant</b>	<b>Date of Expiration</b>
Vincent Wenbin Qiu	62,500	12/31/2015	12/30/2025
	37,500	12/29/2016	12/28/2026
	363,008	12/1/2017	11/30/2027
	56,250	3/1/2018	2/29/2028
Junhua Wu	40,000	12/31/2015	12/30/2025
	24,000	12/29/2016	12/28/2026
	159,945	12/1/2017	11/30/2027
	28,125	3/1/2018	2/29/2028
Satoshi Okada	*	12/29/2016	12/28/2026
Steve Hsien-Chieng Hsia	*	5/19/2016	5/18/2026
Benjamin Changqing Ye	*	5/19/2016	5/18/2026
Robin Bin Lu	*	11/20/2018	11/19/2028
	*	1/3/2019	1/2/2029
Michael Meng Li	*	8/22/2017	8/21/2027
	*	3/1/2018	2/29/2028
Aaron Kwok Yuen Lung	*	12/31/2015	12/30/2025
	*	3/1/2018	2/29/2028
Daniel Zhiguo Duan	*	8/24/2018	8/23/2028
Luke Xiaokang Lu	*	11/20/2018	11/19/2028
Other individuals as a group	2,207,867	various**	various***

\* Upon exercise of all options granted and vesting of all restricted share units, would beneficially own less than 1% of our outstanding ordinary shares.

\*\* From August 14, 2015 to April 27, 2018.

\*\*\* From August 13, 2025 to April 26, 2028.

### **C. Board Practices**

#### **Board of Directors**

Our board of directors consists of nine directors. A director is not required to hold any shares in our company by way of qualification. A director who is in any way, whether directly or indirectly, interested in a contract or proposed contract with us is required to declare the nature of his interest at a meeting of our directors. A general notice given to the directors by any director to the effect that he is a member, shareholder, director, partner, officer or employee of any specified company or firm and is to be regarded as interested in any contract or transaction with that company or firm shall be deemed a sufficient declaration of interest for the purposes of voting on a resolution in respect to a contract or transaction in which he has an interest, and after such general notice it shall not be necessary to give special notice relating to any particular transaction. A director may vote in respect of any contract or proposed contract or arrangement notwithstanding that he may be interested therein and if he does so his vote shall be counted and he may be counted in the quorum at any meeting of the directors at which any such contract or proposed contract or arrangement is considered. The directors may exercise all the powers of the company to borrow money, mortgage its undertaking, property and uncalled capital, and issue debentures or other securities whenever money is borrowed or as security for any obligation of the company or of any third party. None of our directors has a service contract with us that provides for benefits upon termination of service.

Under Cayman Islands law, our directors have a fiduciary duty to act honestly, in good faith and with a view to our best interests. Our directors must also exercise their powers only for a proper purpose. Our directors also have a duty to exercise the skill they actually possess and such care and diligence that a reasonably prudent person would exercise in comparable circumstances. In fulfilling their duty of care to us, our directors must ensure compliance with our memorandum and articles of association, as may be amended and restated from time to time. Our company has a right to seek damages against any director who breaches a duty owed to us.

Our officers are appointed by and serve at the discretion of the board of directors. Our directors are not subject to a term of office and hold office until their resignation, death or incapacity or until their respective successors have been elected and qualified in accordance with our articles of association. A director will be removed from office automatically if the director (i) dies, becomes bankrupt or makes any arrangement or composition with his creditors, (ii) is found to be or becomes of unsound mind, (iii) resigns his office by notice in writing to the company, (iv) without special leave of absence from the board of directors, is absent from three consecutive meetings of the board of directors and the board of directors resolves that his office be vacated, or (v) if he shall be removed from office pursuant to our memorandum and articles of association or the Companies Law.

#### **Committee of the Board of Directors**

We established three committees under the board of directors: an audit committee, a compensation committee and a nominating and corporate governance committee. We have adopted a charter for each of the three committees. All members of our audit committee shall satisfy the “independence” requirements of the Nasdaq Stock Market Rules and Rule 10A-3 under the Exchange Act by the end of the one year transition period of companies following an initial public offering. Each committee’s members and functions are described below. Each committee’s members and functions are described below.

*Audit Committee.* Our audit committee consists of Ms. Bin Yu, Mr. Yiu Pong Chan and Mr. Benjamin Changqing Ye. Ms. Bin Yu is the chairman of our audit committee. Ms. Bin Yu is the audit committee financial expert. We have determined that Ms. Bin Yu, Mr. Yiu Pong Chan and Mr. Benjamin Changqing Ye satisfy the “independence” requirements of the Nasdaq Stock Market Rules and Rule 10A-3 under the Exchange Act. The audit committee oversees our accounting and financial reporting processes and the audits of the financial statements of our company. The audit committee will be responsible for, among other things:

- selecting our independent registered public accounting firm and pre-approving all auditing and non-auditing services permitted to be performed by our independent registered public accounting firm;
- reviewing with the independent registered public accounting firm any audit problems or difficulties and management’s response;
- reviewing and approving all proposed related-party transactions, as defined in Item 404 of Regulation S-K under the Securities Act;
- discussing the annual audited financial statements with management and our independent registered public accounting firm;
- annually reviewing and reassessing the adequacy of our audit committee charter;
- meeting separately and periodically with management and our independent registered public accounting firms;
- reporting regularly to the full board of directors; and
- such other matters that are specifically delegated to our audit committee by our board of directors from time to time.

*Compensation Committee.* Our compensation committee consists of Mr. Yiu Pong Chan, Mr. Steve Hsien-Chieng Hsia and Ms. Bin Yu. Mr. Yiu Pong Chan is the chairman of our compensation committee. We have determined that Mr. Yiu Pong Chan, Mr. Steve Hsien-Chieng Hsia and Ms. Bin Yu satisfy the “independence” requirements of the Nasdaq Stock Market Rules. The compensation committee assists the board in reviewing and approving the compensation structure, including all forms of compensation, relating to our directors and executive officers. Our chief executive officer may not be present at any committee meeting during which his compensation is deliberated.

The compensation committee is responsible for, among other things:

- reviewing and recommending to the board with respect to the total compensation package for our four most senior executives;
- approving and overseeing the total compensation package for our executives other than the four most senior executives;
- reviewing and making recommendations to the board of directors with respect to the compensation of our directors; and
- reviewing periodically and approving any long-term incentive compensation or equity plans, programs or similar arrangements, annual bonuses, employee pension and welfare benefit plans.

*Nominating and Corporate Governance Committee.* Our nominating and corporate governance committee consists of Mr. Steve Hsien-Chieng Hsia, Mr. Yiu Pong Chan and Ms. Bin Yu. Mr. Steve Hsien-Chieng Hsia is the chairperson of our nominating and corporate governance committee. We have determined that Mr. Steve Hsien-Chieng Hsia, Mr. Yiu Pong Chan and Ms. Bin Yu satisfy the “independence” requirements of the Nasdaq Stock Market Rules. The nominating and corporate governance committee assists the board of directors in selecting individuals qualified to become our directors and in determining the composition of the board and its committees. The nominating and corporate governance committee is responsible for, among other things:

- identifying and recommending nominees for election or re-election to our board of directors, or for appointment to fill any vacancy;
- reviewing annually with our board of directors its current composition in light of the characteristics of independence, age, skills, experience and availability of service to us;
- identifying and recommending to our board the directors to serve as members of committees;
- advising the board periodically with respect to significant developments in the law and practice of corporate governance as well as our compliance with applicable laws and regulations, and making recommendations to our board of directors on all matters of corporate governance and on any corrective action to be taken; and
- monitoring compliance with our code of business conduct and ethics, including reviewing the adequacy and effectiveness of our procedures to ensure proper compliance.

#### **Duties of Directors**

Under Cayman Islands law, our directors have a fiduciary duty to act honestly, in good faith and with a view to our best interests. Our directors must also exercise their powers only for a proper purpose. Our directors also have a duty to exercise the skill they actually possess and such care and diligence that a reasonably prudent person would exercise in comparable circumstances. In fulfilling their duty of care to us, our directors must ensure compliance with our memorandum and articles of association, as may be amended and restated from time to time. Our company has a right to seek damages against any director who breaches a duty owed to us.

#### **Terms of Directors and Officers**

Our officers are appointed by and serve at the discretion of the board of directors. Our directors are not subject to a term of office and hold office until their resignation, death or incapacity or until their respective successors have been elected and qualified in accordance with our articles of association. A director will be removed from office automatically if the director (i) dies, becomes bankrupt or makes any arrangement or composition with his creditors, (ii) is found to be or becomes of unsound mind, (iii) resigns his office by notice in writing to the company, (iv) without special leave of absence from the board of directors, is absent from three consecutive meetings of the board of directors and the board of directors resolves that his office be vacated, or (v) if he shall be removed from office pursuant to our memorandum and articles of association or the Companies Law.

#### **Employment Agreements**

We have entered into employment agreements with each of our executive officers. Under these agreements, each of our executive officers is employed for a three-year period. We may terminate an executive officer’s employment for cause, at any time, without notice or remuneration, for certain acts of the officer, including serious or persistent breach or non-observance of the employment terms or a conviction of a criminal offense. An executive officer may terminate his/her employment at any time with one-month prior written notice. Furthermore, we may terminate the employment at any time without cause upon advance written notice and certain amount of compensation payment.

Each executive officer has agreed to hold, both during and after the employment agreement expires or is earlier terminated, in strict confidence and not to use, except for our benefit, any confidential information of our company. In addition, the majority of our executive officers have agreed to be bound by non-competition restrictions which are set forth in his or her employment agreement.

#### **Indemnification**

Cayman Islands law does not limit the extent to which a company’s memorandum and articles of association may provide for indemnification of officers and directors, except to the extent any such provision may be held by the Cayman Islands courts to be contrary to public policy, such as to provide indemnification against civil fraud or the consequences of committing a crime.

Our fourth amended and restated memorandum and articles of association permit indemnification of officers and directors for losses, damages costs and expenses incurred in their capacities as such unless such losses or damages arise from dishonesty, fraud or willful default of such directors or officers. This standard of conduct is generally the same as permitted under the Delaware General Corporation Law for a Delaware corporation. In addition, we have entered into, indemnification agreements with our directors and senior executive officers that will provide such persons with additional indemnification beyond that provided in our fourth amended and restated memorandum and articles of association.

Insofar as indemnification for liabilities arising under the Securities Act may be permitted to our directors, officers or persons controlling us under the foregoing provisions, we have been informed that, in the opinion of the SEC, such indemnification is against public policy as expressed in the Securities Act and is therefore unenforceable.

#### **D. Employees**

As of December 31, 2018, we had 5,141 full-time employees. We had a total of 2,984 and 3,994 full-time employees as of December 31, 2016 and 2017, respectively. The following table provides a breakdown of our employees as of December 31, 2018 by function:

<b>Function</b>	<b>Number</b>
Front-end <sup>1</sup>	3,142
Fulfillment	797
Information technology	868
Back-end <sup>2</sup>	334
<b>Total</b>	<b>5,141</b>

(1) Front-end functions include store management and operations, customer service, business development, design and digital marketing.

(2) Back-end functions include administration, finance, legal, internal audit and sales operation team.

Our success depends on our ability to attract, retain and motivate qualified personnel. Our senior management team consists of members that possess overseas or top-tier education background, strong IT capabilities, deep industry knowledge and working experience with brand partners. In addition, our brand management team comprises personnel who connect well culturally with brands. We have developed a corporate culture that encourages teamwork, effectiveness, self-development and commitment to providing our brand partners with superior services.

We invest significant resources in the recruitment of employees in support of our fast-growing business operations. We have established procedure and selective standards in recruiting capable employees through various channels, including internal referral, job boards, on campus interview, job fair and recruiting agent.

We have established comprehensive training programs, including orientation programs and on-the-job training, to enhance performance and service quality. Our orientation program covers such topics as our corporate culture, business ethics, E-commerce workflows and services. Our on-the-job training includes training of business English and business presentation, management training camp for junior managers and customer service agent career development program. In 2014, we set up a special dedicated training facility, Baozun College, to further strengthen our internal training programs.

As required by regulations in China, we participate in various government statutory employee benefit plans, including social insurance funds, namely a pension contribution plan, a medical insurance plan, an unemployment insurance plan, a work-related injury insurance plan and a maternity insurance plan, and a housing provident fund. We are required under PRC law to contribute to employee benefit plans at specified percentages of the salaries, bonuses and certain allowances of our employees up to a maximum amount specified by the local government from time to time.

We enter into standard labor contracts with our employees. We also enter into standard confidentiality and non-compete agreements with our senior management. The non-compete restricted period typically expires two years after the termination of employment, and we agree to compensate the employee with a certain percentage of his or her pre-departure salary during the restricted period.

We believe that we maintain a good working relationship with our employees, and we have not experienced any major labor disputes.

## E. Share Ownership

The following table sets forth information with respect to the beneficial ownership of our ordinary shares, as of March 15, 2019, by:

- each of our directors and executive officers; and
- each person known to us to own beneficially more than 5% of our ordinary shares.

The calculations in the table below assume there are 173,350,964 ordinary shares (including 160,050,226 Class A ordinary shares, excluding the 12,016,895 Class A ordinary shares issued to our depository bank for bulk issuance of ADSs reserved for future issuances upon the exercise or vesting of awards granted under our share incentive plans and the shares repurchased by us from the open market under our share repurchase program, and 13,300,738 Class B ordinary shares) outstanding as of March 15, 2019.

Beneficial ownership is determined in accordance with the rules and regulations of the SEC. In computing the number of shares beneficially owned by a person and the percentage ownership of that person, we have included shares that the person has the right to acquire within 60 days, including through the exercise of any option, warrant or other right or the conversion of any other security. These shares, however, are not included in the computation of the percentage ownership of any other person.

Except as otherwise noted, the address of each person listed in the following table is c/o Baozun Inc., Building B, No. 1268 Wanrong Road, Shanghai 200436, the People's Republic of China.

Name	Ordinary Shares Beneficially Owned as of March 15, 2019			
	Class A ordinary shares	Class B Ordinary shares	Percentage of total ordinary shares	Percentage of aggregate voting power**
<b>Directors and Executive Officers:</b>				
Vincent Wenbin Qiu <sup>(1)</sup>	978,802	9,410,369	6.0%	32.4%
Junhua Wu <sup>(2)</sup>	1,895,048	3,890,369	3.3%	13.8%
Satoshi Okada <sup>(3)</sup>	20,029,611	—	11.6%	6.8%
Jessica Xiuyun Liu <sup>(4)</sup>	26,469,422	—	15.3%	9.0%
Gang Yu	—	—	—	—
Yiu Pong Chan <sup>(5)</sup>	*	—	*	*
Bin Yu <sup>(6)</sup>	*	—	*	*
Steve Hsien-Chieng Hsia <sup>(7)</sup>	*	—	*	*
Benjamin Changqing Ye <sup>(8)</sup>	*	—	*	*
Robin Bin Lu	—	—	—	—
Michael Meng Li <sup>(9)</sup>	*	—	*	*
Aaron Kwok Yuen Lung <sup>(10)</sup>	*	—	*	*
Daniel Zhiguo Duan	—	—	—	—
Luke Xiaokang Lu	—	—	—	—
<b>All our Directors and Executive Officers as a group<sup>(11)</sup></b>	<b>49,666,064</b>	<b>13,300,738</b>	<b>35.8%</b>	<b>61.8%</b>
<b>Principal Shareholders:</b>				
Alibaba Investment Limited <sup>(12)</sup>	26,469,422	—	15.3%	9.0%
Tsubasa Corporation <sup>(13)</sup>	20,029,611	—	11.6%	6.8%
Jesvinco Holdings Limited <sup>(14)</sup>	10	9,410,369	5.4%	32.1%
Casvendino Holdings Limited <sup>(15)</sup>	—	3,890,369	2.2%	13.3%
Federated Investors, Inc. <sup>(16)</sup>	10,055,784	—	5.8%	3.4%
Franklin Resources, Inc. <sup>(17)</sup>	9,250,749	—	5.3%	3.2%

\* Less than 1%

\*\* For each person and group included in this column, percentage of voting power is calculated by dividing the voting power beneficially owned by such person or group by the voting power of all of our Class A and Class B ordinary shares as a single class. Each holder of Class A ordinary shares is entitled to one vote per share and each holder of our Class B ordinary shares is entitled to 10 votes per share on all matters submitted to them for a vote. Our Class A ordinary shares and Class B ordinary shares vote together as a single class on all matters submitted to a vote of our shareholders, except as may otherwise be required by law. Our Class B ordinary shares are convertible at any time by the holder thereof into Class A ordinary shares on a one-for-one basis.

(1) Represents ten Class A ordinary shares and 9,410,369 Class B ordinary shares held by Jesvinco Holdings Limited, a company incorporated in British Virgin Islands wholly owned by Mr. Qiu, 633,000 Class A ordinary shares in the form of ADS held by Mr. Qiu, and 345,792 Class A ordinary shares issuable upon exercise of options and vesting of restricted share units within 60 days of the date of this annual report held by Mr. Qiu.

- (2) Represents 3,890,369 Class B ordinary shares held by Casvendino Holdings Limited, a company incorporated in the British Virgin Islands wholly owned by Mr. Wu, and 1,895,048 Class A ordinary shares issuable upon exercise of options and vesting of restricted share units within 60 days of the date of this annual report held by Mr. Wu.
- (3) Represents 20,029,611 Class A ordinary shares held by Tsubasa Corporation, a company wholly owned by Softbank Corp. Mr. Okada was appointed by Tsubasa Corporation as our director. Mr. Okada disclaims beneficial ownership of our ordinary shares held by Tsubasa Corporation.
- (4) Represents 26,469,422 Class A ordinary shares held by Alibaba Investment Limited, a company wholly owned by Alibaba Group Holding Limited. The business address for Ms. Liu is No. 969 West Wenyi Road, Hangzhou, Zhejiang Province, China. Ms. Liu disclaims beneficial ownership of our ordinary shares held by Alibaba Investment Limited.
- (5) Represents Class A ordinary shares issuable upon exercise of options within 60 days of the date of this annual report held by Mr. Chan.
- (6) Represents Class A ordinary shares issuable upon exercise of options within 60 days of the date of this annual report held by Ms. Yu.
- (7) Represents Class A ordinary shares in the form of ADS and Class A ordinary shares issuable upon vesting of restricted share units within 60 days of the date of this annual report held by Mr. Hsia.
- (8) Represents Class A ordinary shares issuable upon vesting of restricted share units within 60 days of the date of this annual report held by Mr. Ye.
- (9) Represents Class A ordinary shares issuable upon vesting of restricted share units within 60 days of the date of this annual report held by Mr. Li.
- (10) Represents Class A ordinary shares issuable upon exercise of options and vesting of restricted share units within 60 days of the date of this annual report held by Mr. Kwok.
- (11) Represents Class A ordinary shares and Class B ordinary shares held by all of our directors and executive officers as a group and ordinary shares issuable upon exercise of options and vesting of restricted share units within 60 days of the date of this annual report held by all of our directors and executive officers as a group.
- (12) Represents 26,469,422 Class A ordinary shares held by Alibaba Investment Limited. Alibaba Investment Limited is a limited liability company incorporated under the laws of the British Virgin Islands, and is wholly owned by Alibaba Group Holding Limited. Alibaba Group Holding Limited is a public company listed on the New York Stock Exchange. The registered address for Alibaba Investment Limited is Trident Chambers, P. O. Box 146, Road Town, Tortola, British Virgin Islands.
- (13) Represents 20,029,611 Class A ordinary shares held by Tsubasa Corporation, a company incorporated in the Federated States of Micronesia and wholly owned by Softbank Group Corp. The registered address for Tsubasa Corporation is 14 Pohn Umpomp Place-Nett, VB Center, Suite 2A, P.O. Box 902, Pohnpei FM 96941, Federated States of Micronesia.
- (14) Represents ten Class A ordinary shares and 9,410,369 Class B ordinary shares held by Jesvinco Holdings Limited, a company incorporated in British Virgin Islands wholly owned by Mr. Qiu. The registered address for Jesvinco Holdings Limited is NovaSage Chambers, P. O. Box 4389, Road Town, Tortola, British Virgin Islands.
- (15) Represents 3,890,369 Class B ordinary shares held by Casvendino Holdings Limited, a company incorporated in British Virgin Islands wholly owned by Mr. Wu. The registered address for Casvendino Holdings Limited is NovaSage Chambers, P. O. Box 4389, Road Town, Tortola, British Virgin Islands.
- (16) Represents 10,055,784 Class A ordinary shares in the form of ADS held by registered investment companies and separate accounts whose investment advisers are Federated Equity Management Company of Pennsylvania and Federated Global Investment Management Corp., or the Investment Advisers, the parent holding company of which is Federated Investors, Inc., as reported in a Schedule 13G jointly filed on February 13, 2019. The Investment Advisers are wholly owned subsidiaries of FII Holdings, Inc., which is wholly owned subsidiary of Federated Investors, Inc. All of Federated Investors, Inc.'s outstanding voting stock is held in the Voting Shares Irrevocable Trust for which Thomas R. Donahue, Rhodora J. Donahue and J. Christopher Donahue act as trustees. The business address for these entities and persons is Federated Investors Tower, Pittsburgh, PA 15222-3779.
- (17) Represents 9,250,749 Class A ordinary shares in the form of ADS beneficially owned by one or more open- or closed-end investment companies or other managed accounts that are investment management clients of investment managers that are direct and indirect subsidiaries Franklin Resources Inc., as reported in a Schedule 13G jointly filed on January 25, 2019. The business address for Franklin Resources Inc. is One Franklin Parkway, San Mateo, CA 94403-1906.

To our knowledge, as of March 15, 2019, a total of 113,551,183 Class A ordinary shares are held by one record holder in the United States, i.e., JPMorgan Chase Bank, N.A., the depository of our ADS program. The number of beneficial owners of our ADSs in the United States is likely to be much larger than the number of record holders of our ordinary shares in the United States. We are not aware of any arrangement that may, at a subsequent date, result in a change of control of our company.

For options and restricted share units granted to our officers, directors and employees, see “—B. Compensation—Share Incentive Plans.”

## ITEM 7. MAJOR SHAREHOLDERS AND RELATED PARTY TRANSACTIONS

### A. Major Shareholders

See “Item 6. Directors, Senior Management and Employees—E. Share Ownership.”

### B. Related Party Transactions

#### Contractual Arrangements with Shanghai Zunyi and its Shareholders

Foreign ownership of value-added telecommunications businesses requires an operation license for value-added telecommunications business, which we refer to as an ICP license, and is subject to restrictions under current PRC laws and regulations. Due to these restrictions, we operate our relevant business through contractual arrangements between our wholly-owned subsidiary, Shanghai Baozun, our VIE, Shanghai Zunyi, and the shareholders of Shanghai Zunyi. For a description of these contractual arrangements, see “Item 4. Information on the Company—C. Organizational Structure—Contractual Arrangements with Shanghai Zunyi and Its Shareholders.”

#### Shareholders’ Agreement

Pursuant to our amended and restated shareholders’ agreement entered into on October 29, 2014 (as amended on December 11, 2014), we granted certain registration rights to holders of our registrable securities. Set forth below is a description of the registration rights granted under the shareholders’ agreement.

*Demand Registration Rights.* Holders of at least 10% of registrable securities then outstanding have the right to demand in writing, at any time after six months following the completion of our initial public offering that we file a registration statement to register their registrable securities. We have the right to defer filing of a registration statement for up to 90 days if our board of directors determines in good faith that filing of a registration will be materially detrimental to us and our shareholders, but we cannot exercise the deferral right more than once in any twelve month period and cannot register any other shares during such 90 days period. Further, the underwriters of any underwritten offering may reduce up to 70% of shares having registration rights to be included in the registration statement if they determine that marketing factors require such a limitation.

*Form S-3 or Form F-3 Registration Rights.* Holders of our registrable securities have the right to request that we file a registration statement on Form F-3 or Form S-3. We have the right to defer filing of a registration statement on Form F-3 or Form S-3 for up to 90 days if our board of directors determines in good faith that filing of a registration will be materially detrimental to us and our shareholders, but we cannot exercise the deferral right more than once in any twelve month period and cannot register any other shares during such 90 days period. Further, the underwriters of any underwritten offering may reduce up to 70% of shares having registration rights to be included in the registration statement if they determine that marketing factors require such a limitation.

*Piggyback Registration Rights.* If we propose to file a registration statement for a public offering of our securities other than pursuant to a demand registration right, then we must offer holders of registrable securities an opportunity to include in this registration all or any part of their registrable securities.

*Expenses of Registration.* All registration expenses incurred in connection with any demand, piggyback or Form F-3 or Form S-3 registration, other than any underwriting discounts and selling commissions applicable to the sale of registrable securities pursuant to the shareholders’ agreement, will be borne by us.

*Termination of Obligations.* The registration rights set forth above shall terminate on the earlier of (i) the date that is five years from the closing of our initial public offering on May 27, 2015, (ii) with respect to any holder of registrable securities, the date on which such holder may sell all of such holder’s registrable securities under Rule 144 of the Securities Act in any 90-day period after our initial public offering.

#### Transactions with Alibaba

For official marketplace stores on Tmall operated by us, Tmall provides a wide range of services including platform support, pay-for-performance marketing, and display marketing services. In 2016, 2017 and 2018, we paid Alibaba Group service fees of RMB246.1 million, RMB351.5 million and RMB518.3 million (US\$75.4 million), respectively.

We receive logistic service from and provide warehousing service to Cainiao. Since mid-October 2017, Cainiao has been consolidated to Alibaba Group and has become one of our related parties. We paid logistic service fee of RMB13.1 million and RMB79.2 million (US\$11.5 million) to Alibaba Group and received warehousing service fees of RMB5.1 million and RMB23.7 million (US\$3.4 million) in 2017 and 2018, respectively, after Cainiao has become one of our related parties.



As of December 31, 2018, amounts due from Alibaba Group are RMB19.6 million (US\$2.8 million), representing receivables to be collected from Alibaba Group for promotion services and warehousing services provided by us and deposits paid.

#### **Transactions with Ahead (Shanghai) Trade Co., Ltd.**

In October 2014, Ahead (Shanghai) Trade Co., Ltd., or Ahead, a subsidiary of Softbank, became our related party when we issued Series D Shares to Tsubasa Corporation, a subsidiary of Softbank. Ahead helps us develop our brand E-commerce solutions business in Japan by referring potential Japanese brand partners to us. In return, we pay Ahead, as commission fee, a portion of revenues we derive from brand partners introduced to us by Ahead. In addition, Ahead has engaged us to provide brand E-commerce solutions and services to their own brand clients. In 2016, 2017 and 2018, after it had become one of our related parties, we paid or accrued commission fees of RMB4.3 million, RMB1.6 million and RMB0.7 million (US\$0.1 million) to and received or accrued services revenue of RMB3.6 million, RMB0.1 million and RMB9.8 thousand (US\$1.4 thousand) from Ahead.

As of December 31, 2018, amounts due from Ahead are RMB11.1 million (US\$1.6 million), representing receivables to be collected from Ahead for services provided by us and amounts to be collected by Ahead on behalf of us. The balance is interest free and settleable on demand.

#### **Transactions with Shanghai Baozun-CJ E-commerce Co., Ltd.**

In December 2016, Shanghai Baozun-CJ E-commerce Co., Ltd., or Baozun-CJ, became our related party as an E-commerce joint venture. We provide logistic services to Baozun-CJ since 2018. In 2018, we received or accrued services revenue of RMB3.2 million (US\$0.5 million) from Baozun-CJ.

As of December 31, 2018, amounts due from Baozun-CJ are RMB1.6 million (US\$0.2 million), representing receivables to be collected from Baozun-CJ for logistic services provided by us. The balance is interest free and settleable on demand.

#### **Transactions with Beijing Pengtai Baozun E-commerce Co., Ltd.**

In January 2018, Beijing Pengtai Baozun E-commerce Co., Ltd., or Pengtai Baozun, became our related party as an E-commerce joint venture. We purchased products from Pengtai Baozun in the amount of RMB14.0 million (US\$2.0 million) for the year ended December 31, 2018.

As of December 31, 2018, amounts due from Pengtai Baozun are RMB0.3 million (US\$0.04 million), representing receivables to be collected from Pengtai Baozun for product sales made by us.

#### **Transactions with Shanghai Misako E-commerce Limited**

In October 2018, Shanghai Misako E-commerce Limited, or Misako, became our related party as an E-commerce joint venture. We provide store operation services to Misako. In 2018, we received or accrued services revenue of RMB68.4 thousand (US\$9.9 thousand) from Misako.

As of December 31, 2018, amounts due from Misako are RMB0.1 million (US\$0.01 million), representing receivables to be collected from Misako for store operation services provided by us. The balance is interest free and settleable on demand.

#### **Employment Agreements**

See “Item 6. Directors, Senior Management and Employees—C. Board Practices—Employment Agreements.”

#### **Share Incentive Plan**

See “Item 6. Directors, Senior Management and Employees—B. Compensation—Share Incentive Plans.”

### **C. Interests of Experts and Counsel**

Not applicable.

## **ITEM 8. FINANCIAL INFORMATION**

### **A. Consolidated Statements and Other Financial Information**

#### ***Financial Statements***

Please see “Item 18. Financial Statements.” Other than as disclosed elsewhere in this annual report, no significant changes have occurred since the date of our annual financial statements.

#### ***Legal Proceedings***

As of December 31, 2018, there were no legal or arbitration proceedings that have had in the recent past, or to our knowledge, may have, material effects on our financial position, profitability or cash flows.

#### ***Dividend Policy***

Our board of directors has complete discretion on whether to distribute dividends, subject to certain requirements of Cayman Islands law. In addition, our shareholders may by ordinary resolution declare a dividend, but no dividend may exceed the amount recommended by our board of directors. Under Cayman Islands law, a Cayman Islands company may pay a dividend out of either profit or share premium account, provided that in no circumstances may a dividend be paid if this would result in the company being unable to pay its debts as they fall due in the ordinary course of business. Even if our board of directors decides to pay dividends, the form, frequency and amount will depend upon various factors, including our future operations and earnings, capital requirements and surplus, general financial condition, contractual restrictions and other factors that the board of directors may deem relevant.

We do not have any present plan to pay any cash dividends on our ordinary shares in the foreseeable future. We currently intend to retain most, if not all, of our available funds and any future earnings to operate and expand our business.

We are a holding company incorporated in the Cayman Islands. We rely principally on dividends from our subsidiaries in China for our cash requirements, including any payment of dividends to our shareholders. Dividends distributed by Shanghai Baozun, our major PRC subsidiary, to us are subject to PRC taxes. Current PRC regulations permit our PRC subsidiaries to pay dividends to us only out of their accumulated distributable after-tax profits, if any, determined in accordance with their respective articles of association and Chinese accounting standards and regulations. “Item 3. Key Information— D. Risk Factors— Risks Related to Doing Business in the People’s Republic of China—We rely to a significant extent on dividends and other distributions on equity paid by our principal operating subsidiaries to fund offshore cash and financing requirements.”

If we pay any dividends, we will pay our ADS holders to the same extent as holders of our Class A ordinary shares, subject to the terms of the deposit agreement, including the fees and expenses payable thereunder. Cash dividends on our Class A ordinary shares, if any, will be paid in U.S. dollars.

### **B. Significant Changes**

Except as disclosed elsewhere in this annual report, we have not experienced any significant changes since the date of our audited consolidated financial statements included in this annual report.

## **ITEM 9. THE OFFER AND LISTING**

### **A. Offer and Listing Details**

Our ADSs have been quoted on The Nasdaq Global Select Market under the symbol “BZUN” since May 21, 2015. Each ADS represents three Class A ordinary shares. In December 2016, we completed a follow-on public offering of our ADSs, in which we issued and sold an aggregate of 9,000,000 Class A ordinary shares represented by 3,000,000 ADSs and certain selling shareholders sold 3,000,000 ADSs at US\$12.25 per ADS. On April 2, 2019, the last reported sale price of our ADSs on the Nasdaq Global Select Market was US\$42.00.

**B. Plan of Distribution**

Not applicable.

**C. Markets**

Our ADSs are listed on The Nasdaq Global Select Market since May 21, 2015 under the symbol “BZUN.”

**D. Selling Shareholders**

Not applicable.

**E. Dilution**

Not applicable.

**F. Expenses of the Issue**

Not applicable.

**ITEM 10. ADDITIONAL INFORMATION**

**A. Share Capital**

Not applicable.

**B. Memorandum and Articles of Association**

**Company Objects and Purposes**

We are a Cayman Islands exempted company and our affairs are governed by our memorandum and articles of association, as amended and restated from time to time, the Companies Law (2018 Revision) of the Cayman Islands, which is referred to below as the Companies Law, and the common law of the Cayman Islands. A Cayman Islands exempted company is a company that conducts its business outside of the Cayman Islands, is exempted from certain requirements of the Companies Law, including a filing of an annual return of its shareholders with the Registrar of Companies, does not have to make its register of shareholders open to inspection and may obtain an undertaking against the imposition of any future taxation.

According to our fourth amended and restated memorandum and articles of association, the objects for which we are established are unrestricted and we have full power and authority to carry out any object not prohibited by the Companies Law or as the same may be revised from time to time, or any other law of the Cayman Islands.

The following are summaries of material terms and provisions of our fourth amended and restated memorandum and articles of association and the Companies Law insofar as they relate to the material terms of our ordinary shares. These summaries are not complete, and you should read the forms of our memorandum and articles of association, which was filed as exhibits to our registration statement on Form F-1.

The holders of ADSs will not be treated as our shareholders and will be required to surrender their ADSs for cancellation and withdrawal from the depositary facility in which the ordinary shares are held and to become the registered holder of such shares in order to exercise shareholders’ rights in respect of the ordinary shares. The depositary will agree, so far as it is practical, to vote or cause to be voted the amount of ordinary shares represented by ADSs in accordance with the non-discretionary written instructions of the holder of such ADSs.

**Registered Office**

Our registered office in the Cayman Islands is located at the offices of Vistra (Cayman) Limited, at P.O. Box 31119, Grand Pavilion, Hibiscus Way, 802 West Bay Road, Grand Cayman, KY1-1205, Cayman Islands.

## Board of Directors

See “Item 6. Directors, Senior Management and Employees—C. Board Practices.”

## Ordinary Shares

As of the date of this annual report, our authorized share capital is US\$50,000 divided into 500,000,000 shares comprising of 470,000,000 Class A ordinary shares with a par value of US\$0.0001 each and 30,000,000 Class B ordinary shares with a par value of US\$0.0001 each.

*General.* All of our issued and outstanding ordinary shares are fully paid and non-assessable. The ordinary shares are issued in registered form and each shareholder is entitled to a share certificate in respect of its shares. Our shareholders who are non-residents of the Cayman Islands may freely hold and vote their shares.

*Ordinary Shares.* Our ordinary shares are divided into Class A ordinary shares and Class B ordinary shares. Holders of our Class A ordinary shares and Class B ordinary shares will have the same rights except for voting rights and conversion rights.

*Conversion.* Each Class B ordinary share is convertible into one Class A ordinary share at any time by the holder thereof. Class A ordinary shares are not convertible into Class B ordinary shares under any circumstances. Upon any sale, transfer, assignment or disposition of beneficial ownership of any Class B ordinary shares by a holder thereof to any person or entity that is not an Affiliate (as defined in the fourth amended and restated memorandum and articles of association) of such holder, such Class B ordinary shares will be automatically and immediately converted into an equal number of Class A ordinary shares.

*Dividends.* The holders of our ordinary shares are entitled to such dividends as may be declared by our board of directors subject to the Companies Law and to our fourth amended and restated articles of association. In addition, our shareholders may declare dividends by ordinary resolution, but no dividend shall exceed the amount recommended by our directors.

Our fourth amended and restated articles of association provide that dividends may be declared and paid out of the funds of our company lawfully available therefor. Under the laws of the Cayman Islands, our company may pay a dividend out of either profit or share premium account, provided that in no circumstances may a dividend be paid if this would result in our company being unable to pay its debts as they fall due in the ordinary course of business.

*Voting Rights.* Our Class A ordinary shares and Class B ordinary shares vote together as a single class on all matters submitted to a vote of our shareholders, except as may otherwise be required by law. In respect of matters requiring shareholders’ vote, on a poll each Class A ordinary share is entitled to one vote, and each Class B ordinary share is entitled to ten votes. At any general meeting a resolution put to the vote of the meeting shall be decided by a show of hands unless a poll is demanded. A poll may be demanded by the chairman of such meeting or any shareholder present in person or by proxy with a right to attend and vote at the meeting.

A quorum required for a meeting of shareholders consists of at least one or more shareholders present in person or by proxy or, if a corporation or other non-natural person, by its duly authorized representative, who hold in aggregate not less than one-third of the votes attaching to all issued and outstanding shares of our company and are entitled to vote. An annual general meeting may be held in each year. Extraordinary general meetings may be convened by a majority of our board of directors or upon a request to the directors by shareholders holding in the aggregate not less than one third of our voting share capital. Advance notice of at least 10 calendar days is required for the convening of our annual general meeting and other shareholders’ meetings.

An ordinary resolution to be passed by the shareholders requires the affirmative vote of a simple majority of the votes attaching to the ordinary shares cast in a general meeting, while a special resolution requires the affirmative vote of no less than two-thirds of the votes attaching to the ordinary shares cast in a general meeting. A special resolution is required for important matters such as a change of name. Holders of the ordinary shares may effect certain changes by ordinary resolution, including increasing the amount of our authorized share capital, consolidating and dividing all or any of our share capital into shares of larger amount than our existing share capital, and cancelling any unissued shares.

*Transfer of Shares.* Subject to the restrictions of our fourth amended and restated memorandum and articles of association set out below, as applicable, any of our shareholders may transfer all or any of his or her ordinary shares by an instrument of transfer in the usual or ordinary form or any other form approved by our board.

Our board of directors may, in its sole discretion, decline to register any transfer of any ordinary share which is not fully paid up or on which we have a lien. Our directors may also decline to register any transfer of any ordinary share unless (a) the instrument of transfer is lodged with us, accompanied by the share certificate for the ordinary shares to which it relates and such other evidence as our board of directors may reasonably require to show the right of the transferor to make the transfer; (b) the instrument of transfer is in respect of only one class of ordinary shares; (c) the instrument of transfer is properly stamped, if required; (d) in the case of a transfer to joint holders, the number of joint holders to whom the ordinary share is to be transferred does not exceed four; (e) the shares concerned are free of any lien in favor of us; or (f) a fee of such maximum sum as The Nasdaq Stock Market may determine to be payable, or such lesser sum as our board of directors may from time to time require, is paid to us in respect thereof.

If our directors refuse to register a transfer they shall, within two months after the date on which the instrument of transfer was lodged, send to each of the transferor and the transferee notice of such refusal. The registration of transfers may, on notice being given by advertisement in such one or more newspapers or by electronic means, be suspended at such times and for such periods as our board of directors may from time to time determine, provided, however, that the registration of transfers shall not be suspended nor the register closed for more than 30 days in any year. Our board of directors may also close our register of members for transfers for determining who is a shareholder for certain purposes for a period not to exceed 30 days at a time.

*Liquidation.* On a return of capital on winding up or otherwise (other than on conversion, redemption or purchase of shares), assets available for distribution among the holders of ordinary shares shall be distributed among the holders of the ordinary shares on a pro rata basis. If our assets available for distribution are insufficient to repay all of the paid-up capital, the assets will be distributed so that the losses are borne by our shareholders proportionately.

*Calls on Shares and Forfeiture of Shares.* Our board of directors may from time to time make calls upon shareholders for any amounts unpaid on their shares in a notice served to such shareholders at least 14 calendar days prior to the specified time and place of payment. The shares that have been called upon and remain unpaid on the specified time are subject to forfeiture.

*Redemption, Repurchase and Surrender of Shares.* Subject to the provisions of the Companies Law, we may issue shares on terms that are subject to redemption, at our option or at the option of the holders, on such terms and in such manner, including out of capital, as may be determined by our board of directors, before the issue of such shares, or by a special resolution of our shareholders. Our company may also repurchase any of our shares provided that the manner and terms of such purchase have been approved by our board of directors or by an ordinary resolution of our shareholders, or are otherwise authorized by our memorandum and articles of association. Under the Companies Law, the redemption or repurchase of any share may be paid out of our company's profits or share premium account or out of the proceeds of a fresh issue of shares made for the purpose of such redemption or repurchase, or out of capital (including in certain circumstances capital redemption reserve) if the company can in the case of payment out of the share premium account or capital, immediately following such payment, pay its debts as they fall due in the ordinary course of business. In addition, under the Companies Law no such share may be redeemed or repurchased (a) unless it is fully paid up, (b) if such redemption or repurchase would result in there being no shares outstanding, or (c) if the company has commenced liquidation. In addition, our company may accept the surrender of any fully paid share for no consideration.

*Variations of Rights of Shares.* All or any of the special rights attached to any class of shares may, subject to the provisions of the Companies Law, be varied either with the written consent of the holders of two-thirds of the issued shares of that class or with the sanction of a special resolution passed at a general meeting of the holders of the shares of that class.

*Inspection of Books and Records.* Holders of our ordinary shares will have no general right under Cayman Islands law to inspect or obtain copies of our list of shareholders or our corporate records. However, we will provide our shareholders with annual audited financial statements.

*Changes in Capital.* Our shareholders may from time to time by ordinary resolution:

- increase our share capital by such sum, to be divided into shares of such classes and amount, as the resolution shall prescribe;
- consolidate and divide all or any of our share capital into shares of a larger amount than our existing shares;
- sub-divide our existing shares, or any of them into shares of a smaller amount; and
- cancel any shares that, at the date of the passing of the resolution, have not been taken or agreed to be taken by any person and diminish the amount of our share capital by the amount of the shares so cancelled.

Subject to the Companies Law and our fourth amended and restated memorandum and articles of association with respect to matters to be dealt with by ordinary resolution, we may, by special resolution, reduce our share capital and any capital redemption reserve in any manner authorized by law.

*Issuance of Additional Shares.* Our fourth amended and restated memorandum and articles of association authorizes our board of directors to issue additional ordinary shares from time to time as our board of directors shall determine, to the extent there are available authorized but unissued shares.

Our fourth amended and restated memorandum and articles of association authorizes our board of directors to establish from time to time one or more series of convertible redeemable preferred shares and to determine, with respect to any series of convertible redeemable preferred shares, the terms and rights of that series, including:

- designation of the series;
- the number of shares of the series;
- the dividend rights, conversion rights and voting rights; and
- the rights and terms of redemption and liquidation preferences.

The issuance of convertible redeemable preferred shares may be used as an anti-takeover device without further action on the part of the shareholders. Issuance of these shares may dilute the voting power of holders of ordinary shares.

#### **Differences in Corporate Law**

The Companies Law is modeled after companies law statutes of England and Wales but does not follow recent statutory enactments in England. In addition, the Companies Law differs from laws applicable to United States corporations and their shareholders. Set forth below is a summary of the significant differences between the provisions of the Companies Law applicable to us and the laws applicable to companies incorporated in the State of Delaware.

*Mergers and Similar Arrangements.* The Companies Law permits mergers and consolidations between Cayman Islands companies and between Cayman Islands companies and non-Cayman Islands companies. For these purposes, (a) “merger” means the merging of two or more constituent companies and the vesting of their undertaking, property and liabilities in one of such companies as the surviving company and (b) a “consolidation” means the combination of two or more constituent companies into a consolidated company and the vesting of the undertaking, property and liabilities of such companies to the consolidated company.

In order to effect such a merger or consolidation, the directors of each constituent company must approve a written plan of merger or consolidation, which must then be authorized by (i) a special resolution of the shareholders of each constituent company; and (ii) such other authorization, if any, as may be specified in such constituent company’s articles of association. The plan of merger or consolidation must be filed with the Registrar of Companies together with a declaration as to the solvency of the consolidated or surviving company, a list of the assets and liabilities of each constituent company and an undertaking that a copy of the certificate of merger or consolidation will be given to the members and creditors of each constituent company and published in the Cayman Islands Gazette. Dissenting shareholders have the right to be paid the fair value of their shares (which, if not agreed between the parties, will be determined by the Cayman Islands court) if they follow the required procedures, subject to certain exceptions. Court approval is not required for a merger or consolidation effected in compliance with these statutory procedures.

In addition, there are statutory provisions that facilitate the reconstruction and amalgamation of companies, provided that the arrangement is approved by a majority in number of each class of shareholders and creditors with whom the arrangement is to be made, and who must, in addition, represent three-fourths in value of each such class of shareholders or creditors, as the case may be, that are present and voting either in person or by proxy at a meeting, or meetings, convened for that purpose. The convening of the meetings and subsequently the arrangement must be sanctioned by the Grand Court of the Cayman Islands. While a dissenting shareholder has the right to express to the court the view that the transaction ought not to be approved, the court can be expected to approve the arrangement if it determines that:

- the statutory provisions as to the required majority vote have been met;
- the shareholders have been fairly represented at the meeting in question and the statutory majority are acting bona fide without coercion of the minority to promote interests adverse to those of the class;

- the arrangement is such that may be reasonably approved by an intelligent and honest man of that class acting in respect of his interest; and
- the arrangement is not one that would more properly be sanctioned under some other provision of the Companies Law.

When a take-over offer is made and accepted by holders of 90.0% of the shares affected (within four months after making the offer), the offeror may, within a two-month period commencing on the expiration of such four months period, require the holders of the remaining shares to transfer such shares on the terms of the offer. An objection can be made to the Grand Court of the Cayman Islands but this is unlikely to succeed in the case of an offer which has been so approved unless there is evidence of fraud, bad faith or collusion.

If an arrangement and reconstruction is thus approved, the dissenting shareholder would have no rights comparable to appraisal rights, which would otherwise ordinarily be available to dissenting shareholders of Delaware corporations, providing rights to receive payment in cash for the judicially determined value of the shares.

*Shareholders' Suits.* In principle, we will normally be the proper plaintiff to sue for a wrong done to us and as a general rule a derivative action may not be brought by a minority shareholder. However, based on English authorities, which would in all likelihood be of persuasive authority in the Cayman Islands, the Cayman Islands courts can be expected to apply and follow common law principles that permit a minority shareholder to commence a class action against the company or a derivative action in the name of the company to challenge certain acts, including the following:

- a company acts or proposes to act illegally or ultra vires;
- the act complained of, although not ultra vires, could only be effected duly if authorized by more than a simple majority vote that has not been obtained; and
- those who control the company are perpetrating a "fraud on the minority."

*Indemnification of Directors and Executive Officers and Limitation of Liability.* Cayman Islands law does not limit the extent to which a company's articles of association may provide for indemnification of officers and directors, except to the extent any such provision may be held by the Cayman Islands courts to be contrary to public policy, such as to provide indemnification against civil fraud or the consequences of committing a crime.

Our fourth amended and restated memorandum and articles of association permit indemnification of officers and directors for losses, damages costs and expenses incurred in their capacities as such unless such losses or damages arise from dishonesty, fraud or willful default of such directors or officers. This standard of conduct is generally the same as permitted under the Delaware General Corporation Law for a Delaware corporation. In addition, we have entered into indemnification agreements with our directors and senior executive officers that will provide such persons with additional indemnification beyond that provided in our fourth amended and restated memorandum and articles of association.

Insofar as indemnification for liabilities arising under the Securities Act may be permitted to our directors, officers or persons controlling us under the foregoing provisions, we have been informed that, in the opinion of the SEC, such indemnification is against public policy as expressed in the Securities Act and is therefore unenforceable.

*Directors' Fiduciary Duties.* Under Delaware corporate law, a director of a Delaware corporation has a fiduciary duty to the corporation and its shareholders. This duty has two components: the duty of care and the duty of loyalty. The duty of care requires that a director act in good faith, with the care that an ordinarily prudent person would exercise under similar circumstances. Under this duty, a director must inform himself of, and disclose to shareholders, all material information reasonably available regarding a significant transaction. The duty of loyalty requires that a director act in a manner he or she reasonably believes to be in the best interests of the corporation. He or she must not use his or her corporate position for personal gain or advantage. This duty prohibits self-dealing by a director and mandates that the best interest of the corporation and its shareholders take precedence over any interest possessed by a director, officer or controlling shareholder and not shared by the shareholders generally. In general, actions of a director are presumed to have been made on an informed basis, in good faith and in the honest belief that the action taken was in the best interests of the corporation. However, this presumption may be rebutted by evidence of a breach of one of the fiduciary duties. Should such evidence be presented concerning a transaction by a director, a director must prove the procedural fairness of the transaction, and that the transaction was of fair value to the corporation.

As a matter of Cayman Islands law, a director of a Cayman Islands company is in the position of a fiduciary with respect to the company and therefore it is considered that he owes the following duties to the company—a duty to act bona fide in the best interests of the company, a duty not to make a profit based on his or her position as director (unless the company permits him to do so) and a duty not to put himself in a position where the interests of the company conflict with his or her personal interest or his or her duty to a third party. A director of a Cayman Islands company owes to the company a duty to act with skill and care. It was previously considered that a director need not exhibit in the performance of his or her duties a greater degree of skill than may reasonably be expected from a person of his or her knowledge and experience. However, English and Commonwealth courts have moved towards an objective standard with regard to the required skill and care and these authorities (which are of persuasive authority, although not binding on the courts of the Cayman Islands) are likely to be followed in the Cayman Islands.

*Shareholder Action by Written Consent.* Under the Delaware General Corporation Law, a corporation may eliminate the right of shareholders to act by written consent by amendment to its certificate of incorporation. Cayman Islands law and our fourth amended and restated articles of association provide that shareholders may approve corporate matters by way of a unanimous written resolution signed by or on behalf of each shareholder who would have been entitled to vote on such matter at a general meeting without a meeting being held.

*Shareholder Proposals.* Under the Delaware General Corporation Law, a shareholder has the right to put any proposal before the annual meeting of shareholders, provided it complies with the notice provisions in the governing documents. A special meeting may be called by the board of directors or any other person authorized to do so in the governing documents, but shareholders may be precluded from calling special meetings.

Cayman Islands law provides shareholders with only limited rights to requisition a general meeting, and does not provide shareholders with any right to put any proposal before a general meeting. However, these rights may be provided in a company's articles of association. Our fourth amended and restated articles allow our shareholders holding in the aggregate not less than one-third of the aggregate number of votes attaching to all issued and outstanding shares of our company to requisition an extraordinary meeting of the shareholders, in which case the directors are obliged to call such meeting and to put the resolutions so requisitioned to a vote at such meeting; however, our articles do not provide our shareholders with any right to put any proposals before annual general meetings or extraordinary general meetings not called by such shareholders.

As an exempted Cayman Islands company, we are not obliged by law to call shareholders' annual general meetings. Our fourth amended and restated articles of association provides that we may in each year hold a general meeting as our annual general meeting, and to specify the meeting as such in the notice calling it.

*Cumulative Voting.* Under the Delaware General Corporation Law, cumulative voting for elections of directors is not permitted unless the corporation's certificate of incorporation specifically provides for it. Cumulative voting potentially facilitates the representation of minority shareholders on a board of directors since it permits the minority shareholder to cast all the votes to which the shareholder is entitled on a single director, which increases the shareholder's voting power with respect to electing such director. There are no prohibitions in relation to cumulative voting under Cayman Islands law, but our fourth amended and restated articles of association do not provide for cumulative voting. As a result, our shareholders are not afforded any less protections or rights on this issue than shareholders of a Delaware corporation.

*Removal of Directors.* Under the Delaware General Corporation Law, a director of a corporation with a classified board may be removed only for cause with the approval of a majority of the outstanding shares entitled to vote, unless the certificate of incorporation provides otherwise. Under our fourth amended and restated articles of association, directors may be removed by ordinary resolution of the shareholders.

*Transactions with Interested Shareholders.* The Delaware General Corporation Law contains a business combination statute applicable to Delaware corporations whereby, unless the corporation has specifically elected not to be governed by such statute by amendment to its certificate of incorporation, it is prohibited from engaging in certain business combinations with an "interested shareholder" for three years following the date that such person becomes an interested shareholder. An interested shareholder generally is a person or a group who or which owns or owned 15% or more of the target's outstanding voting stock within the past three years. This has the effect of limiting the ability of a potential acquirer to make a two-tiered bid for the target in which all shareholders would not be treated equally. The statute does not apply if, among other things, prior to the date on which such shareholder becomes an interested shareholder, the board of directors approves either the business combination or the transaction which resulted in the person becoming an interested shareholder. This encourages any potential acquirer of a Delaware corporation to negotiate the terms of any acquisition transaction with the target's board of directors.

Cayman Islands law has no comparable statute. As a result, we cannot avail ourselves of the types of protections afforded by the Delaware business combination statute. However, although Cayman Islands law does not regulate transactions between a company and its significant shareholders, it does provide that such transactions must be entered into bona fide in the best interests of the company for a proper corporate purpose and not with the effect of constituting a fraud on the minority shareholders.



*Dissolution; Winding up.* Under the Delaware General Corporation Law, unless the board of directors approves the proposal to dissolve, dissolution must be approved by shareholders holding 100% of the total voting power of the corporation. Only if the dissolution is initiated by the board of directors may it be approved by a simple majority of the corporation's outstanding shares.

Delaware law allows a Delaware corporation to include in its certificate of incorporation a supermajority voting requirement in connection with dissolutions initiated by the board. Under Cayman Islands law, a company may be wound up by either an order of the courts of the Cayman Islands or by a special resolution of its members or, if the company is unable to pay its debts as they fall due, by an ordinary resolution of its members. The court has authority to order winding up in a number of specified circumstances including where it is, in the opinion of the court, just and equitable to do so.

Under the Companies Law of the Cayman Islands, our company may be dissolved, liquidated or wound up voluntarily by a special resolution, or by an ordinary resolution on the basis that we are unable to pay our debts as they fall due.

*Variation of Rights of Shares.* Under the Delaware General Corporation Law, a corporation may vary the rights of a class of shares with the approval of a majority of the outstanding shares of such class, unless the certificate of incorporation provides otherwise. Under our fourth amended and restated articles of association, and as permitted by Cayman Islands law, if our share capital is divided into more than one class of shares, we may vary the rights attached to any class either with the written consent of the holders of two-thirds of the issued shares of that class or with the sanction of a special resolution passed at a general meeting of the holders of the shares of that class.

*Amendment of Governing Documents.* Under the Delaware General Corporation Law, a corporation's governing documents may be amended with the approval of a majority of the outstanding shares entitled to vote, unless the certificate of incorporation provides otherwise. Under Cayman Islands law, our fourth amended and restated memorandum and articles of association may only be amended by special resolution.

*Inspection of Books and Records.* Under the Delaware General Corporation Law, any shareholder of a corporation may for any proper purpose inspect or make copies of the corporation's stock ledger, list of shareholders and other books and records.

Holders of our shares will have no general right under Cayman Islands law to inspect or obtain copies of our list of shareholders or our corporate records subject to certain limited exceptions. However, we intend to provide our shareholders with annual reports containing audited financial statements.

*Anti-takeover Provisions in Our Memorandum and Articles of Association.* Some provisions of our fourth amended and restated memorandum and articles of association have the potential to be exercised in a way that may discourage, delay or prevent a change of control of our company or management that shareholders may consider favorable, including a provision that authorizes our board of directors to issue preference shares in one or more series and to designate the price, rights, preferences, privileges and restrictions of such preference shares without any further vote or action by our shareholders.

Such shares could be issued quickly with terms calculated to delay or prevent a change in control of our company or make removal of management more difficult. If our board of directors decides to issue these preference shares, the price of our ADSs may fall and the voting and other rights of the holders of our ordinary shares and ADSs may be materially and adversely affected.

However, under Cayman Islands law, our directors may only exercise the rights and powers granted to them under our fourth amended and restated memorandum and articles of association for a proper purpose and for what they believe in good faith to be in the best interests of our company.

*Rights of Non-resident or Foreign Shareholders.* There are no limitations imposed by our fourth amended and restated memorandum and articles of association on the rights of non-resident or foreign shareholders to hold or exercise voting rights on our shares. In addition, there are no provisions in our fourth amended and restated memorandum and articles of association governing the ownership threshold above which shareholder ownership must be disclosed.

## **C. Material Contracts**

We have not entered into any material contracts other than in the ordinary course of business and other than those described in “Item 4. Information on the Company” or elsewhere in this annual report.

## **D. Exchange Controls**

### **Foreign Currency Exchange**

See “Item 4. Information on the Company—B. Business Overview—Regulations—Regulations Relating to Foreign Exchange and Dividend Distribution Foreign Exchange Regulation.”

### **Dividend Distribution**

The principal laws, rules and regulations governing dividend distribution by wholly foreign-invested enterprises in the PRC are the Company Law of the PRC, as amended, the Wholly Foreign-Owned Enterprise Law and its implementation regulations.

Under these laws, rules and regulations, wholly foreign-invested enterprises may pay dividends only out of their accumulated profit, if any, as determined in accordance with their articles of association and PRC accounting standards and regulations. Both PRC domestic companies and wholly-foreign owned PRC enterprises are required to set aside as general reserves at least 10% of their after-tax profit, until the cumulative amount of such reserves reaches 50% of their registered capital. A PRC company is not permitted to distribute any profits until any losses from prior fiscal years have been offset. Profits retained from prior fiscal years may be distributed together with distributable profits from the current fiscal year.

On March 15, 2019, the National People’s Congress promulgated the Foreign Investment Law, which will become effective on January 1, 2020 and from its effective date supersede the Wholly Foreign-Owned Enterprise Law. Under the Foreign Investment Law, the organizational form, corporate governance and operational guidelines of a foreign invested enterprise shall be in compliance with the PRC Company Law. However, the Foreign Investment Law establishes a five-year grace period from its effective date in respect of the existing wholly foreign-owned enterprises, so that they can remain their original organizational form under the Wholly Foreign-owned Enterprise Law during such grace period, subject to any specific implementation rules to be promulgated by the State Council. Because the Foreign Investment Law is newly enacted and not yet effective, there remain high uncertainties in the interpretation and enforcement of the law.

## **E. Taxation**

### **Cayman Islands Taxation**

The Cayman Islands currently levies no taxes on individuals or corporations based upon profits, income, gains or appreciation and there is no taxation in the nature of inheritance tax or estate duty. There are no other taxes likely to be material to us levied by the government of the Cayman Islands except for stamp duties which may be applicable on instruments executed in, or after execution brought within the jurisdiction of, the Cayman Islands. The Cayman Islands is not party to any double tax treaties which are applicable to any payments made by or to our company. There are no exchange control regulations or currency restrictions in the Cayman Islands.

There is no income tax treaty or convention currently in effect between the United States and the Cayman Islands.

### **PRC Tax**

Under the PRC Enterprise Income Tax Law and its implementation rules, an enterprise established outside of the PRC with “de facto management body” within the PRC is considered a resident enterprise and will be subject to the enterprise income tax on its global income at the rate of 25%. The implementation rules define the term “de facto management body” as the body that exercises substantial and overall control and management over the business, productions, personnel, accounts and properties of an enterprise. In 2009, the State Administration of Taxation issued a circular, known as Circular 82, which provides certain specific criteria for determining whether the “de facto management body” of a PRC-controlled offshore incorporated enterprise is located in China. Although this circular only applies to offshore enterprises controlled by PRC enterprises or PRC enterprise groups, not those controlled by PRC individuals or foreigners, the criteria set forth in the circular may reflect the State Administration of Taxation’s general position on how the “de facto management body” text should be applied in determining the tax resident status of all offshore enterprises. According to Circular 82, an offshore incorporated enterprise controlled by a PRC enterprise or a PRC enterprise group will be regarded as a PRC tax resident by virtue of having its “de facto management body” in China only if all of the following conditions are met: (i) the primary location of the day-to-day operational management is in the PRC; (ii) decisions relating to the enterprise’s financial and human resource matters are made or are subject to approval by organizations or personnel in the PRC; (iii) the enterprise’s primary assets, accounting books and records, company seals, and board and shareholders minutes, are located or maintained in the PRC; and (iv) at least 50% of voting board members or senior executives habitually reside in the PRC.

We believe that none of Baozun Inc. and its subsidiaries outside of China is a PRC resident enterprise for PRC tax purposes. Baozun Inc. is not controlled by a PRC enterprise or PRC enterprise group and we do not believe that Baozun Inc. meets all of the conditions above. Baozun Inc. is a company incorporated outside the PRC. As a holding company, its key assets are its ownership interests in its subsidiaries, and its key assets and its records (including the resolutions and meeting minutes of its board of directors and the resolutions and meeting minutes of its shareholders) are located and maintained outside the PRC. For the same reasons, we believe our other subsidiaries outside of China are not PRC resident enterprises either. However, the tax resident status of an enterprise is subject to determination by the PRC tax authorities and uncertainties remain with respect to the interpretation of the term “de facto management body.”

The implementation rules of the Enterprise Income Tax Law provide that, (i) if the enterprise that distributes dividends is domiciled in the PRC or (ii) if gains are realized from transferring equity interests of enterprises domiciled in the PRC, then such dividends or capital gains are treated as China-sourced income. It is not clear how “domicile” may be interpreted under the Enterprise Income Tax Law, and it may be interpreted as the jurisdiction where the enterprise is a tax resident. Therefore, if we are considered as a PRC tax resident enterprise for PRC tax purposes, any dividends we pay to our overseas shareholders or ADS holders which are non-resident enterprises as well as gains realized by such shareholders or ADS holders from the transfer of our shares or ADSs may be regarded as China-sourced income and as a result become subject to PRC withholding tax at a rate of up to 10%.

Furthermore, if we are considered a PRC resident enterprise and the competent PRC tax authorities consider dividends we pay with respect to our shares or ADSs and the gains realized from the transfer of our shares or ADSs to be income derived from sources within the PRC, such dividends and gains we pay to our overseas shareholders or ADS holders who are non-resident individuals may be subject to PRC individual income tax at a rate of 20%, unless any such non-resident individuals’ jurisdiction has a tax treaty or arrangement with China that provides for a preferential tax rate or a tax exemption. It is also unclear whether, if we are considered a PRC resident enterprise, holders of our shares or ADSs would be able to claim the benefit of income tax treaties or agreements entered into between China and other countries or areas.

Under Bulletin 7, an “indirect transfer” of assets, including equity interests in a PRC resident enterprise, by non-PRC resident enterprises may be re-characterized and treated as a direct transfer of PRC taxable assets, if such arrangement does not have a reasonable commercial purpose and was established for the purpose of avoiding payment of PRC enterprise income tax. As a result, gains derived from such indirect transfer may be subject to PRC enterprise income tax. According to Bulletin 7, “PRC taxable assets” include assets attributed to an establishment in China, immovable properties located in China, and equity investments in PRC resident enterprises. In respect of an indirect offshore transfer of assets of a PRC establishment, the resulting gain is to be included with the enterprise income tax filing of the PRC establishment or place of business being transferred, and would consequently be subject to PRC enterprise income tax at a rate of 25%. Where the underlying transfer relates to the immovable properties located in China or to equity investments in a PRC resident enterprise, which is not related to a PRC establishment or place of business of a non-resident enterprise, a PRC enterprise income tax at 10% would apply, subject to available preferential tax treatment under applicable tax treaties or similar arrangements, and the party who is obligated to make the transfer payments has the withholding obligation. Where the payor fails to withhold any or sufficient tax, the transferor shall declare and pay such tax to the tax authority by itself within the statutory time limit. Although it appears that Bulletin 7 was not intended to apply to share transfers of publicly traded companies, there is uncertainty as to the application of Bulletin 7 and we and our non-PRC resident investors may be at risk of being subject to tax filing or withholding obligations under Bulletin 7 and we may be required to spend valuable resources to comply with Bulletin 7 or to establish that we should not be taxed under Bulletin 7. See “Item 3. Key Information—D. Risk Factors—Risks Related to Doing Business in the People’s Republic of China—We and our shareholders face uncertainties with respect to indirect transfers of equity interests in PRC resident enterprises or other assets attributed to a Chinese establishment of a non-Chinese company, or immovable properties located in China owned by non-Chinese companies.”

See “Item 3. Key Information—D. Risk Factors—Risks Related to Doing Business in the People’s Republic of China—We may be treated as a resident enterprise for PRC tax purposes under the PRC Enterprise Income Tax Law, and we may therefore be subject to PRC income tax on our global income.” and “Item 3. Key Information—D. Risk Factors—Risks Related to Doing Business in the People’s Republic of China—Dividends payable to our foreign investors and gains on the sale of our ADSs or ordinary shares by our foreign investors may become subject to PRC tax law.”

## Material U.S. Federal Income Tax Consequences

The following discussion is a summary of the material U.S. federal income tax consequences of the purchase, ownership, and disposition of the ADSs or ordinary shares, but does not purport to be a complete analysis of all potential tax consequences. The consequences of other U.S. federal tax laws, such as estate, gift, or other non-income tax laws, and any applicable state, local or non-U.S. tax laws are not discussed. This discussion is based on the U.S. Internal Revenue Code of 1986, as amended (the “Code”), final and temporary U.S. Treasury regulations (“U.S. Treasury Regulations”) promulgated thereunder, judicial decisions, and published rulings and administrative pronouncements of the U.S. Internal Revenue Service (the “IRS”), in each case in effect as of the date hereof. These authorities may change or be subject to differing interpretations. Any such change or differing interpretation may be applied retroactively in a manner that could result in tax consequences different from those described below. We have not sought and will not seek any rulings from the IRS regarding the matters discussed below. There can be no assurance the IRS or a court will not take a contrary position to that discussed below regarding the tax consequences of the purchase, ownership, and disposition of the ADSs or ordinary shares.

This discussion is limited to U.S. Holders (as defined below) that hold our ADSs or ordinary shares as “capital assets” within the meaning of Section 1221 of the Code (generally, property held for investment) at all relevant times. This discussion does not address all U.S. federal income tax consequences relevant to a U.S. Holder’s particular circumstances, including the impact of the Medicare tax on net investment income. In addition, it does not address consequences relevant to U.S. Holders subject to special rules, including, without limitation:

- persons who own or are deemed to own 10% or more of the voting power or value of our stock;
- persons subject to the alternative minimum tax;
- persons holding our ADSs or ordinary shares as part of a hedge, straddle or other risk reduction strategy or as part of a conversion transaction or other integrated investment;
- persons whose “functional currency” is not the U.S. dollar;
- banks, insurance companies, and other financial institutions;
- brokers, dealers or traders in securities;
- corporations that accumulate earnings to avoid U.S. federal income tax;
- partnerships or other entities or arrangements treated as partnerships for U.S. federal income tax purposes (and investors therein);
- corporations that have elected to be taxed as “S corporations” under Subchapter S of Chapter 1 of the Code (and investors therein);
- tax-exempt organizations or governmental organizations;
- persons deemed to sell our ADSs or ordinary shares under the constructive sale provisions of the Code;
- persons who hold or receive our ADSs or ordinary shares pursuant to the exercise of any employee stock option or otherwise as compensation;
- “real estate investment trusts”;
- “regulated investment companies”;
- tax-qualified retirement plans.

If an entity treated as a partnership or other pass-through entity for U.S. federal income tax purposes holds our ADSs or ordinary shares, the tax treatment of a partner in the partnership (or member of the pass-through entity) will generally depend on the status of the partner or member and the activities of the partnership or other pass-through entities. Partnerships and other pass-through entities holding our ADSs or ordinary shares and partners and members in such partnerships and entities should consult their own tax advisors regarding the U.S. federal income tax consequences to them.

**THIS DISCUSSION IS FOR INFORMATION PURPOSES ONLY AND IS NOT TAX ADVICE. YOU SHOULD CONSULT YOUR TAX ADVISORS WITH RESPECT TO THE APPLICATION OF THE U.S. FEDERAL INCOME TAX LAWS TO YOUR PARTICULAR SITUATIONS AS WELL AS ANY TAX CONSEQUENCES OF THE PURCHASE, OWNERSHIP AND DISPOSITION OF OUR ADSs OR ORDINARY SHARES ARISING UNDER THE U.S. FEDERAL ESTATE OR GIFT TAX LAWS OR UNDER THE LAWS OF ANY STATE, LOCAL OR NON-U.S. TAXING JURISDICTION OR UNDER ANY APPLICABLE INCOME TAX TREATY. IN ADDITION, SIGNIFICANT CHANGES IN U.S. FEDERAL TAX LAWS WERE RECENTLY ENACTED. PROSPECTIVE INVESTORS SHOULD ALSO CONSULT WITH THEIR TAX ADVISORS WITH RESPECT TO SUCH CHANGES IN U.S. TAX LAW AS WELL AS POTENTIAL CONFORMING CHANGES IN STATE TAX LAWS.**

#### *Definition of a U.S. Holder*

For purposes of this discussion, a “U.S. Holder” is a beneficial owner of ADSs or ordinary shares that, for U.S. federal income tax purposes, is or is treated as:

- an individual who is a citizen or resident of the United States;
- a corporation created or organized under the laws of the United States, any state thereof, or the District of Columbia;
- an estate, the income of which is subject to U.S. federal income tax regardless of its source; or
- a trust that (1) is subject to the primary supervision of a court within the United States and of one or more “United States persons” (within the meaning of Section 7701(a)(30) of the Code) have the authority to control all substantial decisions of the trust, or (2) has a valid election in effect under applicable U.S. Treasury Regulations to be treated as a United States person for U.S. federal income tax purposes.

The discussion below assumes that the representations contained in the deposit agreement are true and that the obligations in the deposit agreement and any related agreement will be complied with in accordance with their terms. If you own ADSs, you generally will be treated as the owner of the underlying ordinary shares represented by those ADSs for U.S. federal income tax purposes. Accordingly, withdrawals of the underlying ordinary shares in exchange for the ADSs generally will not be subject to U.S. federal income tax.

The U.S. Treasury has expressed concerns that intermediaries in the chain of ownership between the holder of a depositary share and the issuer of the security underlying the depositary share may be taking actions that are inconsistent with the beneficial ownership of the underlying security (which may include, for example, pre-releasing ADSs to persons that do not have the beneficial ownership of the securities underlying the ADSs). Accordingly, the creditability of any PRC taxes, or the availability of the reduced tax rate for any dividends received by certain non-corporate U.S. Holders (discussed below), could be affected by actions taken by intermediaries in the chain of ownership between the holders of ADSs and our company if as a result of such actions the holders of ADSs are not properly treated as beneficial owners of underlying ordinary shares.

#### **Taxation of Dividends and Other Distributions on the ADSs or Ordinary Shares**

Subject to the discussion under “—Passive Foreign Investment Company” below, the gross amount of any distributions we make to you with respect to your ADSs or ordinary shares (including the amount of any taxes withheld therefrom) generally will be includible in your gross income as dividend income on the date of receipt by the depositary, in the case of ADSs, or on the date of receipt by you, in the case of ordinary shares, but only to the extent that the distribution is paid out of our current or accumulated earnings and profits (as determined under U.S. federal income tax principles). Any such dividends will not be eligible for the dividends-received deduction allowed to corporations in respect of certain dividends received from U.S. corporations. To the extent that the amount of the distribution exceeds our current and accumulated earnings and profits, such excess amount will be treated first as a tax-free return of your tax basis in your ADSs or ordinary shares, and then, to the extent such excess amount exceeds your tax basis in your ADSs or ordinary shares, as capital gain. We do not intend to calculate our earnings and profits under U.S. federal income tax principles. Therefore, you should expect that any distribution we make to you will be reported as a dividend even if it would otherwise be treated as a non-taxable return of capital or as capital gain under the rules described above.

With respect to certain non-corporate U.S. Holders, including individual U.S. Holders, any dividends received may be subject to a reduced rate of U.S. federal income tax applicable to “qualified dividend income,” provided that (1) either (a) our ADSs or ordinary shares, with respect to which the dividends are paid, are readily tradable on an established securities market in the United States, or (b) we are eligible for the benefits of a qualifying income tax treaty with the United States that includes an exchange of information program, (2) we are neither a PFIC nor treated as such with respect to the U.S. Holder for the taxable year in which the dividend is paid and the preceding taxable year (discussed below), and (3) the ADSs or ordinary shares are held for a holding period of more than 60 days during the 121-day period beginning 60 days before the ex-dividend date. Under IRS authority, common or ordinary shares, or depositary shares representing such shares, are considered for the purpose of clause (1) above to be readily tradable on an established securities market in the United States if they are listed on The Nasdaq Global Select Market, where our ADSs (but not our ordinary shares) are listed. If we are treated as a “resident enterprise” for PRC tax purposes (see “—PRC Tax”), we may be eligible for the benefits of the income tax treaty between the United States and the PRC. You should consult your tax advisors regarding the availability of the lower tax rate applicable to qualified dividend income for any dividends we pay with respect to the ADSs or ordinary shares, as well as the effect of any change in applicable law after the date of this annual report.

Any dividends we pay with respect to the ADSs or ordinary shares will constitute foreign source income for foreign tax credit purposes. If the dividends are taxed as qualified dividend income (as discussed above), the amount of the dividend taken into account for purposes of calculating the foreign tax credit limitation will in general be limited to the gross amount of the dividend, multiplied by the reduced tax rate applicable to qualified dividend income and divided by the highest tax rate normally applicable to dividends. The limitation on foreign taxes eligible for credit is calculated separately with respect to specific classes of income. For this purpose, any dividends we pay with respect to the ADSs or ordinary shares will generally constitute “passive category income” but could, in the case of certain U.S. Holders, constitute “general category income.”

If PRC withholding taxes apply to any dividends paid to you with respect to our ADSs or ordinary shares (see “—PRC Tax”), the amount of the dividend would include the withheld PRC taxes and, subject to certain conditions and limitations, such PRC withholding taxes generally will be treated as foreign taxes eligible for credit against your U.S. federal income tax liability. The rules relating to the determination of the foreign tax credit are complex and you should consult your tax advisors regarding the availability of a foreign tax credit in your particular circumstances, including the effects of any applicable income tax treaties.

#### ***Taxation of Disposition of ADSs or Ordinary Shares***

You will recognize taxable gain or loss on any sale, exchange or other taxable disposition of ADSs or ordinary shares equal to the difference between the amount realized for the ADSs or ordinary shares and your tax basis in the ADSs or ordinary shares. Subject to the discussion under “—Passive Foreign Investment Company” below, the gain or loss generally will be capital gain or loss. If you are a non-corporate U.S. Holder, including an individual U.S. Holder, that has held the ADSs or ordinary shares for more than one year, you may be eligible for reduced U.S. federal income tax rates. The deductibility of capital losses is subject to limitations. Any gain or loss that you recognize on a disposition of ADSs or ordinary shares will generally be treated as U.S. source income or loss for foreign tax credit purposes. However, if we are treated as a “resident enterprise” for PRC tax purposes, we may be eligible for the benefits of the income tax treaty between the United States and the PRC. In such event, if PRC tax were to be imposed on any gain from the disposition of the ADSs or ordinary shares, a U.S. Holder that is eligible for the benefits of the income tax treaty between the United States and the PRC may elect to treat the gain as PRC source income for foreign tax credit purposes. If a U.S. Holder is not eligible for the benefits of such treaty or fails to make the election to treat any gain as PRC-source gain, then such U.S. Holder may not be able to use the foreign tax credit arising from any PRC tax imposed on the sale or other taxable disposition of the ADSs or ordinary shares unless such credit can be applied (subject to applicable limitations) against U.S. federal income tax due on other income derived from foreign sources in the same income category (generally, the passive category). You should consult your tax advisors regarding the proper treatment of gain or loss in your particular circumstances, including the effects of any applicable income tax treaties.

#### ***Passive Foreign Investment Company***

Based on the market price of our ADSs and the composition of our income and assets, we believe we were not a PFIC for U.S. federal income tax purposes for our taxable year ended December 31, 2018, and we do not expect to become a PFIC for our taxable year ending December 31, 2019 or in the foreseeable future. However, the application of the PFIC rules is subject to uncertainty in several respects. Additionally, PFIC status is a factual determination for each taxable year that cannot be made until after the close of each such year and will depend to a large degree on the market price of our ADSs, which could fluctuate significantly. Therefore, we cannot assure you that we will not be considered a PFIC for the taxable year ended December 31, 2018 or in any subsequent taxable year.

A non-U.S. corporation is a PFIC for U.S. federal income tax purposes for any taxable year if either:

- at least 75% of its gross income for such year is passive income; or
- at least 50% of the value of its assets (based on an average of the quarterly values of the assets) during such year is attributable to assets that produce passive income or are held for the production of passive income.

In applying these tests, a foreign corporation is treated as owning its proportionate share of the assets and earning its proportionate share of the income of any other corporation in which it owns, directly or indirectly, at least 25% (by value) of the stock. In applying this rule, while it is not clear, we believe the contractual arrangements between us and our VIE should be treated as ownership of stock. Passive income generally includes dividends, interest, royalties and rents (other than royalties and rents derived in the active conduct of a trade or business and not derived from a related person).

If we are classified as a PFIC for any year during which a U.S. Holder holds our ADSs or ordinary shares, the corporation generally will continue to be treated as a PFIC with respect to that shareholder for all succeeding years during which it holds our ADSs or ordinary shares.

For each taxable year that we are treated as a PFIC with respect to you, you will be subject to special tax rules with respect to any “excess distribution” that you receive and any gain you recognize from a sale or other disposition (including a pledge) of the ADSs or ordinary shares. In general, these special rules will cause your “excess distribution” or gain to be taxed to you as ordinary income. In addition, an interest charge generally will apply. This will likely result in your having to pay more U.S. federal income tax on the distribution, or gain, than you would under the rules described in the sections above. Specifically, distributions you receive in a taxable year that are greater than 125% of the average annual distributions you received during the shorter of the three preceding taxable years or your holding period for the ADSs or ordinary shares will be treated as excess distributions. Under these special tax rules:

- the excess distribution or recognized gain will be allocated ratably over your holding period for the ADSs or ordinary shares;
- the amount allocated to the current taxable year, and any taxable years in your holding period prior to the first taxable year in which we were a PFIC, will be treated as ordinary income; and
- the amount allocated to each other taxable year will be subject to the highest tax rate in effect for individuals or corporations, as applicable, for each such year and the interest charge generally applicable to underpayments of tax will be imposed on the resulting tax attributable to each such year.

The PFIC rules provide for certain elections that can, in certain circumstances, alter the tax consequences of PFIC status as generally described above, thereby mitigating the adverse tax consequences that generally apply under the PFIC rules as described above. One such election, the “qualified electing fund” or “QEF” election, allows a U.S. Holder to include in income its share of the corporation’s income on a current basis and it requires (among other things) that the U.S. Holder include with its U.S. federal income tax return a “PFIC Annual Information Statement” provided by the foreign corporation and disclosing to the U.S. Holder its pro rata share of the corporation’s “ordinary earnings” and “net capital gain” as determined under U.S. federal income tax principles. A QEF election also can, in certain circumstances, cause the “excess distribution” regime described above not to apply, generally resulting in more favorable tax consequences upon receipt of PFIC excess distributions or the recognition of gain on sale of PFIC shares (or ADSs). However, we do not intend to calculate our “ordinary earnings” or “net capital gain,” nor do we intend to supply U.S. Holders with the required “PFIC Annual Information Statement.” Therefore, it generally will not be possible for you to make a QEF election if we are, or if we become, a PFIC.

A different election, the “mark-to-market” election could be available if our ADSs or ordinary shares, as applicable, are considered “marketable stock” as defined under applicable U.S. Treasury Regulations. Our ADSs or ordinary shares generally will be treated as marketable stock if they are regularly traded on a “qualified exchange or other market” (within the meaning of the applicable U.S. Treasury Regulations). Our ADSs are listed on The Nasdaq Global Select Market, which is a qualified exchange or other market for these purposes. Consequently, if the ADSs are regularly traded and we are treated as a PFIC, we expect the mark-to-market election would be available to a U.S. Holder that owns ADSs. You should consult your tax advisors as to the availability and desirability of a mark-to-market election.

If you make a mark-to-market election for the ADSs or ordinary shares, you will include in income for each year we are a PFIC an amount equal to the excess, if any, of the fair market value of the ADSs or ordinary shares as of the close of your taxable year over your adjusted basis in such ADSs or ordinary shares. You will be allowed a deduction for each year we are a PFIC in an amount equal to the excess, if any, of the adjusted basis of the ADSs or ordinary shares over their fair market value as of the close of the taxable year. However, deductions will be allowable only to the extent of any net mark-to-market gains on the ADSs or ordinary shares included in your income for prior taxable years. Amounts included in your income under a mark-to-market election, as well as gain on the actual sale or other disposition of the ADSs or ordinary shares in a year that we are a PFIC, will be treated as ordinary income. Ordinary loss treatment will also apply to the deductible portion of any mark-to-market loss on the ADSs or ordinary shares, as well as to any loss realized on the actual sale or other disposition of the ADSs or ordinary shares in a year that we are a PFIC, to the extent the amount of such loss does not exceed the net mark-to-market gains previously included for such ADSs or ordinary shares. Your basis in the ADSs or ordinary shares will be adjusted to reflect any such income or loss amounts. If you make a mark-to-market election, any distributions we make would generally be subject to the rules discussed above under “-- Taxation of Dividends and Other Distributions on the ADSs or Ordinary Shares,” except the lower rate applicable to qualified dividend income would not apply. You should consult your tax advisors as to the availability and desirability of a mark-to-market election.

If we are treated as a PFIC for any taxable year during which you hold our ADSs or ordinary shares, to the extent any of our subsidiaries are also PFICs or we make direct or indirect equity investments in other entities that are PFICs, you may be deemed to own shares in such lower-tier PFICs that are directly or indirectly owned by us in that proportion which the value of the ADSs or ordinary shares you own bears to the value of all of our ADSs or ordinary shares, as applicable, and you may be subject to the rules described in the preceding paragraphs with respect to the shares of such lower-tier PFICs that you are deemed to own. You should consult your tax advisors regarding the application of the PFIC rules to any of our subsidiaries.

Each U.S. Holder will generally be required to file an IRS Form 8621, “Information Return by a Shareholder of a Passive Foreign Investment Company or Qualified Electing Fund” if it holds ADSs or ordinary shares in any year in which we are treated as a PFIC. If we are or become a PFIC, you should consult your tax advisor regarding any reporting requirements that may apply to you.

**You are strongly urged to consult your tax advisor regarding the application of the PFIC rules to your investment in the ADSs or ordinary shares and any elections that may be available.**

### ***Information Reporting and Backup Withholding***

Any dividend payments with respect to ADSs or ordinary shares and proceeds from the sale, exchange or other taxable disposition of ADSs or ordinary shares may be subject to information reporting to the IRS and possible U.S. backup withholding. Backup withholding will not apply, however, to a U.S. Holder that furnishes a correct taxpayer identification number and makes any other required certification or that is otherwise exempt from backup withholding. U.S. Holders that are required to establish their exempt status generally must provide such certification on IRS Form W-9. In addition, certain individuals holding ADSs or ordinary shares other than in an account at a financial institution may be subject to additional information reporting requirements.

Backup withholding is not an additional tax. Amounts withheld as backup withholding may be credited against your U.S. federal income tax liability, and you may obtain a refund of any excess amounts withheld under the backup withholding rules by filing the appropriate claim for refund with the IRS and furnishing any required information in a timely manner.

Certain U.S. Holders are also required to report information relating to certain “foreign financial assets,” including ADSs or ordinary shares, subject to certain exceptions (including an exception for ADSs or ordinary shares held in accounts maintained by certain financial institutions), by attaching a complete IRS Form 8938, Statement of Specified Foreign Financial Assets, with their tax return for each year in which they hold ADSs or ordinary shares. You are urged to consult your own tax advisors regarding information reporting requirements relating to your ownership of the ADSs or ordinary shares.

#### **F. Dividends and Paying Agents**

Not applicable.

#### **G. Statement by Experts**

Not applicable.

#### **H. Documents on Display**

We file annual reports with and furnish other information to the SEC as may be applicable from time to time. You may read and copy any documents filed or furnished by Baozun at the SEC’s public reference room in Washington, D.C. Please call the SEC at 1-800-SEC-0330 for further information on the public reference room.

In accordance with Nasdaq Stock Market Rule 5250(d), we will post this annual report on Form 20-F on our website at [www.baozun.com](http://www.baozun.com). In addition, we will provide hardcopies of our annual report free of charge to shareholders and ADS holders upon request.

#### **I. Subsidiary Information**

For a listing of our subsidiaries, see “Item 4. Information on the Company—C. Organizational Structure.”

### **ITEM 11. QUANTITATIVE AND QUALITATIVE DISCLOSURES ABOUT MARKET RISK**

#### ***Foreign Exchange Risk***

Substantially all of our revenues and expenses are denominated in Renminbi, while a portion of our cash and cash equivalents is denominated in U.S. dollars. Our exposure to foreign exchange risk primarily relates to this financial asset denominated in U.S. dollars. Any significant revaluation of Renminbi against the U.S. dollar may materially affect our financial position. The value of your investment in our ADSs are affected by the exchange rate between the U.S. dollar and the Renminbi because the value of our business is effectively denominated in Renminbi, while our ADSs are traded in U.S. dollars. We have not used any derivative financial instruments to hedge exposure to such risk.

The conversion of Renminbi into foreign currencies, including U.S. dollars, is based on rates set by the People’s Bank of China. On July 21, 2005, the PRC government changed its policy of pegging the value of the Renminbi to the U.S. dollar. Following the removal of the U.S. dollar peg, the Renminbi appreciated more than 20% against the U.S. dollar over the following three years. Between July 2008 and June 2010, this appreciation halted and the exchange rate between the Renminbi and the U.S. dollar remained within a narrow band. Since June 2010, the Renminbi has fluctuated against the U.S. dollar, at times significantly and unpredictably, and in the recent years the RMB has depreciated significantly against the U.S. dollar. In April 2012, the PRC government announced that it would allow RMB exchange rate to fluctuate in a wider range. On August 11, 2015, the PBOC allowed the RMB to depreciate by approximately 2% against the U.S. dollar. Since October 1, 2016, the RMB has joined the International Monetary Fund’s basket of currencies that make up the Special Drawing Right (SDR), along with the U.S. dollar, the Euro, the Japanese yen and the British pound. In 2017, the RMB appreciated approximately 7% against the U.S. dollar. In 2018, the RMB depreciated approximately 5% against the U.S. dollar. With the development of the foreign exchange market and progress towards interest rate liberalization and Renminbi internationalization, the PRC government may in the future announce further changes to the exchange rate system and there is no guarantee that the RMB will not appreciate or depreciate significantly in value against the U.S. dollar in the future. It is difficult to predict how market forces or PRC or U.S. government policy may impact the exchange rate between the Renminbi and the U.S. dollar in the future.



To the extent that we need to convert U.S. dollars we receive from our public offerings into Renminbi for our operations, appreciation of the Renminbi against the U.S. dollar would have an adverse effect on the Renminbi amount we receive from the conversion. Conversely, if we decide to convert Renminbi into U.S. dollars for the purpose of making payments for dividends on our ordinary shares or ADSs or for other business purposes, appreciation of the U.S. dollar against the Renminbi would have a negative effect on the U.S. dollar amounts available to us.

The RMB depreciated by 5.7% against the U.S. dollar in 2018. As of December 31, 2018, we had RMB-denominated cash and cash equivalents of RMB360.4 million (US\$52.4 million) and U.S. dollar-denominated cash and cash equivalents of US\$5.9 million. Assuming we had converted RMB360.4 million into U.S. dollars at the exchange rate of RMB6.8755 for US\$1.00, as of December 31, 2018, our U.S. dollar cash balance would have been US\$58.3 million. If the RMB had depreciated by 10% against the U.S. dollar, our U.S. dollar cash balance would have been US\$53.5 million instead. Assuming we had converted US\$5.9 million into RMB at the exchange rate of RMB6.8755 for US\$1.00, as of December 31, 2018, our RMB cash balance would have been RMB400.8 million. If the RMB had depreciated by 10% against the U.S. dollar, our RMB cash balance would have been RMB404.9 million.

#### ***Interest Rate Risk***

Our exposure to interest rate risk primarily relates to interest expense incurred by our short-term and long-term borrowings and the interest income generated by excess cash, which is mostly held in interest-bearing bank deposits. We have not used derivative financial instruments in our investment portfolio. Interest earning instruments carry a degree of interest rate risk. Some of our borrowings, including a long-term debt of US\$10 million, are bearing floating interest rates, which are subject to periodical adjustment. We did not experience any material changes in interest rate exposures during the year ended December 31, 2018. We have not been exposed to, nor do we anticipate being exposed to, material risks due to changes in market interest rates. A hypothetical 10% change in interest rates would not have a material impact on our operating results for the year ended 2018. However, due to changes in market interest rates, our future interest expense may increase and our future interest income may fall short of expectations.

#### ***Inflation Risk***

Inflation in China has not materially impacted our results of operations in recent years. According to the National Bureau of Statistics of China, the year-over-year increase in the consumer price index in years 2016, 2017 and 2018 was 2.0%, 1.6% and 2.1%, respectively. Although we have not been materially affected by inflation in the past, we can provide no assurance that we will not be affected in the future by higher inflation rates in China.

#### ***Credit Risk***

As of December 31, 2016, 2017 and 2018, substantially all of our cash and cash equivalents and restricted cash were held by major financial institutions located in PRC, Hong Kong, Taiwan and Japan. We believe that we are not exposed to unusual risks as these financial institutions have high credit quality. We have not experienced any losses on deposits of cash and cash equivalents.

Our customers pay for our product sales through a network of third-party payment service providers. We have not experienced any significant bad debts with respect to our accounts receivable, and made allowance for doubtful accounts of RMB1.2 million, RMB1.7 million and RMB1.8 million (US\$0.3 million) as of December 31, 2016, 2017 and 2018, respectively.

### **ITEM 12. DESCRIPTION OF SECURITIES OTHER THAN EQUITY SECURITIES**

#### **A. Debt Securities**

Not applicable.

#### **B. Warrants and Rights**

Not applicable.

**C. Other Securities**

Not applicable.

**D. American Depositary Shares**

**Fees and Charges Our ADS Holders May Have to Pay**

JPMorgan Chase Bank, N.A., the depositary of our ADS program, or the depositary, charges each person to whom ADSs are issued, including, without limitation, issuances against deposits of shares, issuances in respect of share distributions, rights and other distributions, issuances pursuant to a stock dividend or stock split declared by us or issuances pursuant to a merger, exchange of securities or any other transaction or event affecting the ADSs or deposited securities, and each person surrendering ADSs for withdrawal of deposited securities or whose ADRs are cancelled or reduced for any other reason, US\$5.00 for each 100 ADSs (or any portion thereof) issued, delivered, reduced, cancelled or surrendered, as the case may be. The depositary may sell (by public or private sale) sufficient securities and property received in respect of a share distribution, rights and/or other distribution prior to such deposit to pay such charge.

The following additional charges shall be incurred by the ADR holders, by any party depositing or withdrawing shares or by any party surrendering ADSs and/or to whom ADSs are issued (including, without limitation, issuance pursuant to a stock dividend or stock split declared by us or an exchange of stock regarding the ADSs or the deposited securities or a distribution of ADSs), whichever is applicable:

- a fee of US\$1.50 per ADR or ADRs for transfers of certificated or direct registration ADRs;
- a fee of up to US\$0.05 per ADS for any cash distribution made pursuant to the deposit agreement;
- a fee of up to US\$0.05 per ADS per calendar year (or portion thereof) for services performed by the depositary in administering the ADRs (which fee may be charged on a periodic basis during each calendar year and shall be assessed against holders of ADRs as of the record date or record dates set by the depositary during each calendar year and shall be payable in the manner described in the next succeeding provision);
- a fee for the reimbursement of such fees, charges and expenses as are incurred by the depositary and/or any of its agents (including, without limitation, the custodian and expenses incurred on behalf of holders in connection with compliance with foreign exchange control regulations or any law or regulation relating to foreign investment) in connection with the servicing of the shares or other deposited securities, the sale of securities (including, without limitation, deposited securities), the delivery of deposited securities or otherwise in connection with the depositary's or its custodian's compliance with applicable law, rule or regulation (which fees and charges shall be assessed on a proportionate basis against holders as of the record date or dates set by the depositary and shall be payable at the sole discretion of the depositary by billing such holders or by deducting such charge from one or more cash dividends or other cash distributions);
- a fee for the distribution of securities (or the sale of securities in connection with a distribution), such fee being in an amount equal to the US\$0.05 per ADS issuance fee for the execution and delivery of ADSs which would have been charged as a result of the deposit of such securities (treating all such securities as if they were shares) but which securities or the net cash proceeds from the sale thereof are instead distributed by the depositary to those holders entitled thereto;
- stock transfer or other taxes and other governmental charges;
- cable, telex and facsimile transmission and delivery charges incurred at your request in connection with the deposit or delivery of shares;
- transfer or registration fees for the registration of transfer of deposited securities on any applicable register in connection with the deposit or withdrawal of deposited securities;
- in connection with the conversion of foreign currency into U.S. dollars, JPMorgan Chase Bank, N.A. shall deduct out of such foreign currency the fees, expenses and other charges charged by it and/or its agent (which may be a division, branch or affiliate) so appointed in connection with such conversion;

- fees of any division, branch or affiliate of the depositary utilized by the depositary to direct, manage and/or execute any public and/or private sale of securities under the deposit agreement; and
- The fees and charges you may be required to pay may vary over time and may be changed by us and by the depositary. You will receive prior notice of the increase in any such fees and charges.

**Fees and Other Payments Made by the Depositary to Us**

Our depositary has agreed to reimburse us for certain expenses we incur that are related to establishment and maintenance of the ADR program upon such terms and conditions as we and the depositary may agree from time to time. Our depositary may make available to us a set amount or a portion of the depositary fees charged in respect of our ADR program or otherwise upon such terms and conditions as we and our depositary may agree from time to time. In 2018, we received US\$0.2 million of reimbursements relating to the ADS facility from the depositary.

## PART II

### ITEM 13. DEFAULTS, DIVIDEND ARREARAGES AND DELINQUENCIES

None.

### ITEM 14. MATERIAL MODIFICATIONS TO THE RIGHTS OF SECURITY HOLDERS AND USE OF PROCEEDS

See “Item 10. Additional Information—B. Memorandum and Articles of Association—Ordinary Shares” for a description of the rights of securities holders, which remain unchanged.

#### Use of Proceeds

In May 2015, we completed our initial public offering of our ADSs, in which we issued and sold an aggregate of 37,950,000 ordinary shares represented by 12,650,000 ADSs at US\$10.0 per ADS. The ordinary shares underlying the ADSs offered and sold were registered pursuant to the registration statement on Form F-1 (file number: 333-203477) filed with the SEC on May 21, 2015. Morgan Stanley & Co. International plc, Credit Suisse Securities (USA) LLC, and Merrill Lynch, Pierce, Fenner & Smith Incorporated acted as bookrunners of the offering. The aggregate price of the offering amount registered and sold was approximately US\$126.5 million, of which we received net proceeds of approximately US\$113.7 million, after deducting underwriting discounts and commissions and estimated offering expenses payable by our company.

For the period from May 20, 2015, the date that the F-1 Registration Statement was declared effective by the SEC, to the date of this annual report, we have used US\$103.8 million net proceeds from our initial public offering for investment in sales and marketing activities, research and development and technology infrastructure, warehousing and fulfillment infrastructure and for general corporate purposes.

In December 2016, we completed a follow-on public offering of our ADSs, in which we issued and sold an aggregate of 9,000,000 Class A ordinary shares represented by 3,000,000 ADSs at US\$12.25 per ADS and the selling shareholders sold an aggregate of 3,000,000 ADSs. The ordinary shares underlying the ADSs offered and sold were registered pursuant to the registration statement on Form F-3 (file number: 333-214801) filed with the SEC on December 7, 2016. Credit Suisse Securities (USA) LLC, Deutsche Bank Securities Inc., and China Renaissance Securities (Hong Kong) acted as bookrunners of the offering. The aggregate price of the offering amount registered and sold by us was approximately US\$36.8 million, of which we received net proceeds of approximately US\$33.1 million, after deducting underwriting discounts and commissions and estimated offering expenses payable by our company.

For the period from December 7, 2016, the date that the F-3 Registration Statement was declared effective by the SEC, to the date of this annual report, we have used US\$31.4 million net proceeds from our follow-on public offering for investment in sales and marketing activities, research and development and technology infrastructure, warehousing and fulfillment infrastructure and for general corporate purposes.

### ITEM 15. CONTROLS AND PROCEDURES

#### Evaluation of Disclosure Controls and Procedures

Our management, with the participation of our chief executive officer and chief financial officer, has performed an evaluation of the effectiveness of our disclosure controls and procedures within the meaning of Rules 13a-15(e) and 15d-15(e) of the Exchange Act. Based upon that evaluation, our senior management has concluded that, as of December 31, 2018, our disclosure controls and procedures were effective.

Disclosure controls and procedures mean controls and other procedures that are designed to ensure that information required to be disclosed by us in the reports that we file or submit under the Exchange Act is recorded, processed, summarized and reported, within the time periods specified in the SEC's rule and forms and that such information required to be disclosed by us in the reports that we file or submit under the Exchange Act is accumulated and communicated to our management, including our principal executive and principal financial officers, or persons performing similar functions, as appropriate to allow timely decisions regarding required disclosures.

## **Management's Annual Report on Internal Control over Financial Reporting**

Our management is responsible for establishing and maintaining adequate internal control over financial reporting as defined in Rules 13a-15(f) and 15d-15(f) under the Securities Exchange Act of 1934, as amended. Our internal control over financial reporting is a process designed to provide reasonable assurance regarding the reliability of our financial reporting and the preparation of financial statements for external purposes in accordance with Generally Accepted Accounting Principles (GAAP) in the United States of America and includes those policies and procedures that (1) pertain to the maintenance of records that, in reasonable detail, accurately and fairly reflect the transactions and dispositions of the assets of our company; (2) provide reasonable assurance that transactions are recorded as necessary to permit preparation of consolidated financial statements in accordance with GAAP, and that receipts and expenditures of our company are being made only in accordance with authorizations of our management and directors; and (3) provide reasonable assurance regarding prevention or timely detection of the unauthorized acquisition, use or disposition of our company's assets that could have a material effect on the consolidated financial statements. Because of the inherent limitations of internal control over financial reporting, including the possibility of collusion or improper management override of controls, material misstatements due to error or fraud may not be prevented or detected on a timely basis. Also, projections of any evaluation of effectiveness of the internal control over financial reporting to future periods are subject to the risks that controls may become inadequate because of changes in conditions, or that the degree of compliance with the policies or procedures may deteriorate.

Our management conducted an evaluation of the effectiveness of our company's internal control over financial reporting as of December 31, 2018 based on the framework in Internal Control—Integrated Framework (2013) issued by the Committee of Sponsoring Organizations of the Treadway Commission. Based on this evaluation, our management concluded that our internal control over financial reporting was effective as of December 31, 2018.

Deloitte Touche Tohmatsu Certified Public Accountants LLP, our independent registered public accounting firm, audited the effectiveness of our company's internal control over financial reporting as of December 31, 2018.

### **Report of Independent Registered Public Accounting Firm**

To the shareholders and the Board of Directors of Baozun Inc.

### **Opinion on Internal Control over Financial Reporting**

We have audited the internal control over financial reporting of Baozun Inc, its subsidiaries and its variable interest entity (the "Group") as of December 31, 2018, based on criteria established in Internal Control — Integrated Framework (2013) issued by the Committee of Sponsoring Organizations of the Treadway Commission (COSO). In our opinion, the Group maintained, in all material respects, effective internal control over financial reporting as of December 31, 2018, based on criteria established in Internal Control — Integrated Framework (2013) issued by COSO.

We have also audited, in accordance with the standards of the Public Company Accounting Oversight Board (United States) (PCAOB), the consolidated financial statements as of and for the year ended December 31, 2018, of the Group and our report dated April 3, 2019 expressed an unqualified opinion on those financial statements.

### **Basis for Opinion**

The Company's management is responsible for maintaining effective internal control over financial reporting and for its assessment of the effectiveness of internal control over financial reporting, included in the accompanying Management's Annual Report on Internal Control over Financial Reporting. Our responsibility is to express an opinion on the Company's internal control over financial reporting based on our audit. We are a public accounting firm registered with the PCAOB and are required to be independent with respect to the Company in accordance with the U.S. federal securities laws and the applicable rules and regulations of the Securities and Exchange Commission and the PCAOB.

We conducted our audit in accordance with the standards of the PCAOB. Those standards require that we plan and perform the audit to obtain reasonable assurance about whether effective internal control over financial reporting was maintained in all material respects. Our audit included obtaining an understanding of internal control over financial reporting, assessing the risk that a material weakness exists, testing and evaluating the design and operating effectiveness of internal control based on the assessed risk, and performing such other procedures as we considered necessary in the circumstances. We believe that our audit provides a reasonable basis for our opinion.

## Definition and Limitations of Internal Control over Financial Reporting

A company's internal control over financial reporting is a process designed to provide reasonable assurance regarding the reliability of financial reporting and the preparation of financial statements for external purposes in accordance with generally accepted accounting principles. A company's internal control over financial reporting includes those policies and procedures that (1) pertain to the maintenance of records that, in reasonable detail, accurately and fairly reflect the transactions and dispositions of the assets of the company; (2) provide reasonable assurance that transactions are recorded as necessary to permit preparation of financial statements in accordance with generally accepted accounting principles, and that receipts and expenditures of the company are being made only in accordance with authorizations of management and directors of the company; and (3) provide reasonable assurance regarding prevention or timely detection of unauthorized acquisition, use, or disposition of the company's assets that could have a material effect on the financial statements.

Because of its inherent limitations, internal control over financial reporting may not prevent or detect misstatements. Also, projections of any evaluation of effectiveness to future periods are subject to the risk that controls may become inadequate because of changes in conditions, or that the degree of compliance with the policies or procedures may deteriorate.

/s/ Deloitte Touche Tohmatsu Certified Public Accountants LLP  
Shanghai, China  
April 3, 2019

## Changes in Internal Control over Financial Reporting

As required by Rule 13a-15(d), under the Exchange Act, our management, including our chief executive officer and our chief financial officer, also conducted an evaluation of our internal control over financial reporting to determine whether any changes occurred during the period covered by this report have materially affected, or are reasonably likely to materially affect, our internal control over financial reporting. Based on that evaluation, it has been determined that there has been no such change during the period covered by this annual report.

## ITEM 16A. AUDIT COMMITTEE FINANCIAL EXPERT

Our board of directors has determined that Ms. Bin Yu, the chairman of our audit committee and an independent director, qualifies as an "audit committee financial expert" as defined in Item 16A of Form 20-F.

## ITEM 16B. CODE OF ETHICS

We have adopted a Code of Business Conduct and Ethics that applies to all of our directors, officers and employees. We have never granted a waiver for non-compliance with the policies and procedures set forth in the code of ethics for any director, officer or employee of our company or any of our subsidiaries.

A copy of our Code of Business Conduct Ethics is available at our website at [www.baozun.com](http://www.baozun.com).

## ITEM 16C. PRINCIPAL ACCOUNTANT FEES AND SERVICES

The table below summarizes the fees that we paid or accrued for services provided by Deloitte Touche Tohmatsu Certified Public Accountants LLP for the years ended December 31, 2017 and 2018.

	For the Year Ended December 31,			
	2017	%	2018	%
	(thousands)		(thousands)	
Audit Fees	US\$ 660.9	100.0%	US\$ 648.7	88.4%
Audit-Related Fees	—	—	46.9	6.4%
Tax Fees	—	—	—	—
All Other Fees	—	—	38.0	5.2%
Total	US\$ 660.9	100.0%	US\$ 733.6	100.0%

**Audit Fees.** This category includes the audit of our annual financial statements and services that are normally provided by our independent registered public accounting firm, Deloitte Touche Tohmatsu Certified Public Accountants LLP, in connection with statutory and regulatory filings or engagements for those fiscal years.

*Audit-Related Fees.* This category includes the aggregate fees billed in each of the fiscal years listed for assurance and related services by our independent registered public accounting firm that are reasonably related to the performance of the audit or review of our consolidated financial statements and are not reported under “Audit fees.”

*Tax fees.* This category includes the aggregate fees billed for professional services rendered by our independent registered public accounting firm for tax compliance, tax advice, and tax planning.

*All Other Fees.* Other fees billed for the fiscal years ended December 31, 2018 includes fees billed by our independent registered public accounting firm other than services reported under “Audit Fees”, “Audit-related Fees” and “Tax Fees.”

All audit services need to be pre-approved by the audit committee on a case-by-case basis. Accordingly, we have established pre-approval policies and procedures. All audit services performed by Deloitte Touche Tohmatsu Certified Public Accountants LLP after our initial public offering were pre-approved by the audit committee.

#### **ITEM 16D. EXEMPTIONS FROM THE LISTING STANDARDS FOR AUDIT COMMITTEES**

Not applicable.

#### **ITEM 16E. PURCHASES OF EQUITY SECURITIES BY THE ISSUER AND AFFILIATED PURCHASERS**

None.

#### **ITEM 16F. CHANGE IN REGISTRANT’S CERTIFYING ACCOUNTANT**

None.

#### **ITEM 16G. CORPORATE GOVERNANCE**

We are incorporated in the Cayman Islands and our corporate governance practices are governed by applicable Cayman Islands law. In addition, because our ADSs are listed on The Nasdaq Global Select Market, we are subject to Nasdaq’s corporate governance requirements.

Rule 5615(a)(3) of the Nasdaq Stock Market Rules permits a foreign private issuer like us to follow home country practices in lieu of certain requirements of Rule 5600, provided that such foreign private issuer discloses in its annual report filed with the SEC each requirement of Rule 5600 that it does not follow and describes the home country practice followed in lieu of such requirement.

We currently follow our home country practice that does not require us to solicit proxy and hold meetings of our shareholders every year. In addition, in July 2016, our board of directors approved an amendment to our 2015 Plan to increase the number of Class A ordinary shares reserved for issuance under our 2015 Plan, and we followed our home country practice that does not require shareholder approval for such amendment. Other than the practices described above, there are no significant differences between our corporate governance practices and those followed by U.S. domestic companies under the Nasdaq Stock Market Rules.

#### **ITEM 16H. MINE SAFETY DISCLOSURE**

Not applicable.

## PART III

### ITEM 17. FINANCIAL STATEMENTS

The Company has elected to provide the financial statements and related information specified in Item 18 in lieu of Item 17.

### ITEM 18. FINANCIAL STATEMENTS

The consolidated financial statements of the Company are included at the end of this annual report.

### ITEM 19. EXHIBITS

<b>Exhibit Number</b>	<b>Description of Documents</b>
<a href="#"><u>1.1</u></a>	<a href="#"><u>Fourth Amended and Restated Memorandum and Articles of Association of the Registrant, as amended (incorporated by reference to Exhibit 3.2 of Form F-1/A (File No. 333-203477) filed with the Securities and Exchange Commission on May 5, 2015)</u></a>
<a href="#"><u>2.1</u></a>	<a href="#"><u>Registrant's Specimen Share Certificate (incorporated by reference to Exhibit 4.2 of Form F-1/A (File No. 333-203477) filed with the Securities and Exchange Commission on May 5, 2015)</u></a>
<a href="#"><u>2.2</u></a>	<a href="#"><u>Deposit Agreement, dated May 27, 2015, among the Registrant, JP. Morgan Chase Bank, N.A., as depository, and holders from time to time of the American Depositary Shares issued thereunder (incorporated by reference to Exhibit 4.3 of Form S-8 (File No. 333-205944) filed with the Securities and Exchange Commission on July 30, 2015)</u></a>
<a href="#"><u>2.3</u></a>	<a href="#"><u>Form of American Depositary Receipt (incorporated by reference to Exhibit 4.1 of Form F-1/A (File No. 333-203477) filed with the Securities and Exchange Commission on May 15, 2015)</u></a>
<a href="#"><u>2.4</u></a>	<a href="#"><u>Amended and Restated Shareholders' Agreement, dated as of October 29, 2014, among the Registrant, the then shareholders of the Registrant and certain other parties listed thereunder (incorporated by reference to Exhibit 4.4 of Form F-1 (File No. 333-203477) filed with the Securities and Exchange Commission on April 17, 2015)</u></a>
<a href="#"><u>2.5</u></a>	<a href="#"><u>Amendment Agreement to Amended and Restated Shareholders' Agreement, dated as of December 11, 2014, among the Registrant, the then shareholders of the Registrant and certain other parties listed thereunder (incorporated by reference to Exhibit 4.5 of Form F-1 (File No. 333-203477) filed with the Securities and Exchange Commission on April 17, 2015)</u></a>
<a href="#"><u>4.1</u></a>	<a href="#"><u>2014 Share Incentive Plan (incorporated by reference to Exhibit 10.1 of Form F-1 (File No. 333-203477) filed with the Securities and Exchange Commission on April 17, 2015)</u></a>
<a href="#"><u>4.2</u></a>	<a href="#"><u>2015 Share Incentive Plan, as amended (incorporated by reference to Exhibit 10.1 of Form F-3 (File No. 333-214801) filed with the Securities and Exchange Commission on November 25, 2016)</u></a>
<a href="#"><u>4.3</u></a>	<a href="#"><u>Form of Indemnification Agreement with the Registrant's Directors and Officers (incorporated by reference to Exhibit 10.2 of Form F-1/A (File No. 333-203477) filed with the Securities and Exchange Commission on May 5, 2015)</u></a>
<a href="#"><u>4.4</u></a>	<a href="#"><u>Form of Employment Agreement between the Registrant and Executive Officers of the Registrant (incorporated by reference to Exhibit 10.3 of Form F-1/A (File No. 333-203477) filed with the Securities and Exchange Commission on May 8, 2015)</u></a>
<a href="#"><u>4.5</u></a>	<a href="#"><u>English Translation of Exclusive Technology and Services Agreement, dated as of April 1, 2014, between Shanghai Baozun E-commerce Limited and Shanghai Zunyi Business Consulting Ltd. (incorporated by reference to Exhibit 10.4 of Form F-1 (File No. 333-203477) filed with the Securities and Exchange Commission on April 17, 2015)</u></a>
<a href="#"><u>4.6</u></a>	<a href="#"><u>English Translation of Exclusive Call Option Agreement for Shanghai Zunyi Business Consulting Ltd., dated as of April 1, 2014, among Mr. Vincent Wenbin Qiu, Mr. Michael Qingyu Zhang, Shanghai Baozun E-commerce Limited and Shanghai Zunyi Business Consulting Ltd. (incorporated by reference to Exhibit 10.5 of Form F-1 (File No. 333-203477) filed with the Securities and Exchange Commission on April 17, 2015)</u></a>



- [4.7](#) [English Translation of Shareholders' Voting Rights Proxy Agreement for Shanghai Zunyi Business Consulting Ltd., dated as of July 28, 2014, among Mr. Vincent Wenbin Qiu, Mr. Michael Qingyu Zhang, Shanghai Baozun E-commerce Limited and Shanghai Zunyi Business Consulting Ltd. \(incorporated by reference to Exhibit 10.6 of Form F-1 \(File No. 333-203477\) filed with the Securities and Exchange Commission on April 17, 2015\)](#)
- [4.8](#) [English Translation of Equity Pledge Agreement for Shanghai Zunyi Business Consulting Ltd., dated as of July 28, 2014, among Mr. Vincent Wenbin Qiu, Shanghai Baozun E-commerce Limited and Shanghai Zunyi Business Consulting Ltd. \(incorporated by reference to Exhibit 10.7 of Form F-1 \(File No. 333-203477\) filed with the Securities and Exchange Commission on April 17, 2015\)](#)
- [4.9](#) [English Translation of Equity Pledge Agreement for Shanghai Zunyi Business Consulting Ltd., dated as of July 28, 2014, among Mr. Michael Qingyu Zhang, Shanghai Baozun E-commerce Limited and Shanghai Zunyi Business Consulting Ltd. \(incorporated by reference to Exhibit 10.8 of Form F-1 \(File No. 333-203477\) filed with the Securities and Exchange Commission on April 17, 2015\)](#)
- [4.10](#) [Summary English Translation of Asset Transfer Contract dated as of April 7, 2017, by and between Baotong E-Logistics Technology \(Suzhou\) Limited and MCL Technology \(China\) Co., Ltd. \(incorporated by reference to Exhibit 4.10 of Form 20-F \(File No. 333-37385\) filed with the Securities and Exchange Commission on April 12, 2017\)](#)
- [8.1\\*](#) [List of Significant Subsidiaries and Consolidated Affiliated Entity](#)
- [12.1\\*](#) [CEO Certification Pursuant to Section 302 of the Sarbanes-Oxley Act of 2002](#)
- [12.2\\*](#) [CFO Certification Pursuant to Section 302 of the Sarbanes-Oxley Act of 2002](#)
- [13.1\\*\\*](#) [CEO Certification Pursuant to Section 906 of the Sarbanes-Oxley Act of 2002](#)
- [13.2\\*\\*](#) [CFO Certification Pursuant to Section 906 of the Sarbanes-Oxley Act of 2002](#)
- [15.1\\*](#) [Consent of Independent Registered Public Accounting Firm](#)
- [15.2\\*](#) [Consent of Fangda Partners](#)
- 101.INS\* XBRL Instance Document.
- 101.SCH\* XBRL Taxonomy Extension Schema Document.
- 101.CAL\* XBRL Taxonomy Extension Calculation Linkbase Document.
- 101.DEF\* XBRL Taxonomy Extension Definition.
- 101.LAB\* XBRL Taxonomy Extension Label Linkbase Document.
- 101.PRE\* XBRL Taxonomy Presentation Linkbase Document.

---

\* Filed herewith

\*\* Furnished herewith

## SIGNATURES

The registrant hereby certifies that it meets all of the requirements for filing on Form 20-F and that it has duly caused and authorized the undersigned to sign this annual report on its behalf.

### **Baozun Inc.**

By: /s/ Robin Bin Lu  
Name: Robin Bin Lu  
Title Chief Financial Officer

Date: April 3, 2019

BAOZUN INC.

INDEX TO CONSOLIDATED FINANCIAL STATEMENTS

	Page
<a href="#">Report of Independent Registered Public Accounting Firm</a>	F-2
<a href="#">Consolidated Balance Sheets as of December 31, 2017 and 2018</a>	F-3
<a href="#">Consolidated Statements of Operations for the Years Ended December 31, 2016, 2017 and 2018</a>	F-5
<a href="#">Consolidated Statements of Comprehensive Income for the Years Ended December 31, 2016, 2017 and 2018</a>	F-6
<a href="#">Consolidated Statements of Changes in Shareholders' Equity for the Years Ended December 31, 2016, 2017 and 2018</a>	F-7
<a href="#">Consolidated Statements of Cash Flows for the Years Ended December 31, 2016, 2017 and 2018</a>	F-8
<a href="#">Notes to Consolidated Financial Statements</a>	F-10
<a href="#">Schedule I - Condensed Financial Information of Parent Company</a>	F-35

## REPORT OF INDEPENDENT REGISTERED PUBLIC ACCOUNTING FIRM

To the shareholders and the Board of Directors of Baozun Inc.

### Opinion on the Financial Statements

We have audited the accompanying consolidated balance sheets of Baozun Inc., its subsidiaries and its variable interest entity (collectively, the "Group") as of December 31, 2018 and 2017, the related consolidated statements of operations, comprehensive income, changes in shareholders' equity, and cash flows for each of the three years in the period ended December 31, 2018 and related notes and related financial statement schedule included in Schedule I (collectively referred to as the "financial statements"). In our opinion, the financial statements present fairly, in all material respects, the financial position of the Group as of December 31, 2018 and 2017, and the results of its operations and its cash flows for each of the three years in the period ended December 31, 2018, in conformity with accounting principles generally accepted in the United States of America.

We have also audited, in accordance with the standards of the Public Company Accounting Oversight Board (United States) (PCAOB), the Group's internal control over financial reporting as of December 31, 2018, based on criteria established in Internal Control — Integrated Framework (2013) issued by the Committee of Sponsoring Organizations of the Treadway Commission and our report dated April 3, 2019, expressed an unqualified opinion on the Group's internal control over financial reporting.

### Convenience Translation

Our audits also comprehended the translation of Renminbi amounts into United States dollar amounts and, in our opinion, such translation has been made in conformity with the basis stated in Note 2 to the consolidated financial statements. Such United States dollar amounts are presented solely for the convenience of readers in the United States of America.

### Change in Accounting Principle

As discussed in Note 2 to the consolidated financial statements, the Group adopted Accounting Standards Codification Topic 606, Revenue from Contracts with Customers, effective February 1, 2018, using the full retrospective transition method.

### Basis for Opinion

These financial statements are the responsibility of the Company's management. Our responsibility is to express an opinion on the Company's financial statements based on our audits. We are a public accounting firm registered with the PCAOB and are required to be independent with respect to the Company in accordance with the U.S. federal securities laws and the applicable rules and regulations of the Securities and Exchange Commission and the PCAOB.

We conducted our audits in accordance with the standards of the PCAOB. Those standards require that we plan and perform the audit to obtain reasonable assurance about whether the financial statements are free of material misstatement, whether due to error or fraud. Our audits included performing procedures to assess the risks of material misstatement of the financial statements, whether due to error or fraud, and performing procedures that respond to those risks. Such procedures included examining, on a test basis, evidence regarding the amounts and disclosures in the financial statements. Our audits also included evaluating the accounting principles used and significant estimates made by management, as well as evaluating the overall presentation of the financial statements. We believe that our audits provide a reasonable basis for our opinion.

/s/ Deloitte Touche Tohmatsu Certified Public Accountants LLP

Shanghai, China

April 3, 2019

We have served as the Group's auditor since 2014.

BAOZUN INC.

CONSOLIDATED BALANCE SHEETS

(All amounts in thousands, except share and per share data)

	As of December 31,		
	2017	2018	
	RMB	RMB	US\$
	As Adjusted <sup>1</sup> (Note 2)		(Note 2)
<b>ASSETS</b>			
<b>Current assets:</b>			
Cash and cash equivalents	244,809	457,340	66,517
Restricted cash	48,848	56,074	8,155
Short-term investments	312,614	56,535	8,223
Accounts receivable, net of allowance for doubtful accounts of RMB1,658 and RMB1,767 as of December 31, 2017 and 2018, respectively	1,085,669	1,547,631	225,094
Inventories	382,028	650,348	94,589
Advances to suppliers	88,881	166,076	24,155
Prepayments and other current assets	214,636	286,149	41,619
Amounts due from related parties	88,795	32,270	4,693
<b>Total current assets</b>	<b>2,466,280</b>	<b>3,252,423</b>	<b>473,045</b>
<b>Non-current assets:</b>			
Restricted cash	-	69,441	10,100
Investments in equity investees	24,268	33,974	4,941
Property and equipment, net	330,924	402,740	58,576
Intangible assets, net	66,150	132,393	19,256
Land use right, net	44,618	43,593	6,340
Goodwill	13,158	13,158	1,914
Other non-current assets	18,043	30,021	4,366
Deferred tax assets	15,528	38,081	5,539
<b>Total non-current assets</b>	<b>512,689</b>	<b>763,401</b>	<b>111,032</b>
<b>TOTAL ASSETS</b>	<b>2,978,969</b>	<b>4,015,824</b>	<b>584,077</b>
<b>LIABILITIES AND SHAREHOLDERS' EQUITY</b>			
<b>Current liabilities:</b>			
Short-term loans	172,000	436,200	63,443
Accounts payable (including accounts payable of consolidated VIE without recourse to the Company of RMB4,715 and RMB4,891 as of December 31, 2017 and 2018, respectively)	583,532	886,340	128,912
Notes payable	48,000	26,770	3,894
Income tax payables	30,420	62,764	9,129
Accrued expenses and other current liabilities (including accrued expenses and other current liabilities of the consolidated VIE without recourse to the Company of RMB28,002 and RMB6,884 as of December 31, 2017 and 2018, respectively)	314,870	322,668	46,930
Amounts due to related parties	-	13,994	2,035
<b>Total current liabilities</b>	<b>1,148,822</b>	<b>1,748,736</b>	<b>254,343</b>
Long-term loan	-	68,753	10,000
Deferred tax liability	3,710	3,319	483
<b>Total non-current liabilities</b>	<b>3,710</b>	<b>72,072</b>	<b>10,483</b>
<b>TOTAL LIABILITIES</b>	<b>1,152,532</b>	<b>1,820,808</b>	<b>264,826</b>

**Commitments (Note 17)**

The accompanying notes are an integral part of these consolidated financial statements.

<sup>1</sup> Refer to Note 2 for details on the adoption of the new revenue recognition accounting standard and the impact on previously reported results.

BAOZUN INC.

CONSOLIDATED BALANCE SHEETS

(All amounts in thousands, except for share and per share data)

	As of December 31,		
	2017	2018	
	RMB	RMB	US\$ (Note 2)
<b>Baozun Inc. shareholders' equity:</b>			
Class A ordinary shares (US\$0.0001 par value; 470,000,000 shares authorized, 152,824,659 and 159,247,873 shares issued and outstanding as of December 31, 2017 and 2018, respectively)	95	98	14
Class B ordinary shares (US\$0.0001 par value; 30,000,000 shares authorized, 13,300,738 shares issued and outstanding as of December 31, 2017 and 2018, respectively)	8	8	1
Additional paid-in capital	1,823,925	1,903,503	276,853
Retained earnings/ (Accumulated deficit)	(25,000)	244,712	35,592
Accumulated other comprehensive income	9,995	29,222	4,250
<b>Total Baozun Inc. shareholders' equity</b>	<b>1,809,023</b>	<b>2,177,543</b>	<b>316,710</b>
Noncontrolling interests	17,414	17,473	2,541
<b>Total equity</b>	<b>1,826,437</b>	<b>2,195,016</b>	<b>319,251</b>
<b>TOTAL LIABILITIES AND SHAREHOLDERS' EQUITY</b>	<b>2,978,969</b>	<b>4,015,824</b>	<b>584,077</b>

The accompanying notes are an integral part of these consolidated financial statements.

BAOZUN INC.

CONSOLIDATED STATEMENTS OF OPERATIONS

(All amounts in thousands, except for share and per share data)

	For the year ended December 31,			
	2016	2017	2018	
	RMB	RMB	RMB	US\$ (Note 2)
<b>Net revenues</b>				
Product sales	2,176,447	2,257,632	2,516,862	366,062
Services (including related-party revenues of RMB3,606, RMB5,222 and RMB26,933 for the years ended December 31, 2016, 2017 and 2018, respectively)	1,213,828	1,891,176	2,876,175	418,322
<b>Total net revenues</b>	<b>3,390,275</b>	<b>4,148,808</b>	<b>5,393,037</b>	<b>784,384</b>
<b>Operating expenses:</b>				
Cost of products	(1,921,856)	(1,917,467)	(2,034,852)	(295,957)
Fulfillment	(540,857)	(818,173)	(1,262,302)	(183,594)
Sales and marketing	(658,819)	(910,843)	(1,338,970)	(194,745)
Technology and content	(95,638)	(140,689)	(268,973)	(39,121)
General and administrative	(88,274)	(116,554)	(154,845)	(22,521)
Other operating income, net	5,235	11,250	22,678	3,298
<b>Total operating expenses</b>	<b>(3,300,209)</b>	<b>(3,892,476)</b>	<b>(5,037,264)</b>	<b>(732,640)</b>
<b>Income from operations</b>	<b>90,066</b>	<b>256,332</b>	<b>355,773</b>	<b>51,744</b>
<b>Other income (expenses):</b>				
Interest income	11,869	13,350	8,017	1,166
Interest expense	-	(4,252)	(13,058)	(1,899)
Gain on disposal of investment	-	5,464	-	-
Impairment loss of investments	-	(6,227)	(9,021)	(1,312)
Exchange gain (loss)	320	(21)	(5,991)	(871)
<b>Income before income tax and share of loss in equity method investment</b>	<b>102,255</b>	<b>264,646</b>	<b>335,720</b>	<b>48,828</b>
Income tax expense	(16,831)	(54,251)	(64,953)	(9,447)
Share of loss in equity method investment	-	(1,265)	(996)	(145)
<b>Net Income</b>	<b>85,424</b>	<b>209,130</b>	<b>269,771</b>	<b>39,236</b>
Net (income) loss attributable to noncontrolling interests	1,209	(264)	(59)	(9)
<b>Net income attributable to ordinary shareholders of Baozun Inc.</b>	<b>86,633</b>	<b>208,866</b>	<b>269,712</b>	<b>39,227</b>
<b>Net income per share attributable to ordinary shareholders of Baozun Inc.:</b>				
Basic	0.58	1.29	1.59	0.23
Diluted	0.53	1.19	1.50	0.22
<b>Net income per American depositary shares ("ADS") attributable to ordinary shareholders of Baozun Inc.:</b>				
Basic	1.74	3.87	4.76	0.69
Diluted	1.59	3.56	4.51	0.66
<b>Weighted average shares used in calculating net income per ordinary share:</b>				
Basic	149,935,100	162,113,815	169,884,906	169,884,906
Diluted	163,926,674	176,115,049	179,327,029	179,327,029

The accompanying notes are an integral part of these consolidated financial statements.

BAOZUN INC.

CONSOLIDATED STATEMENTS OF COMPREHENSIVE INCOME

(All amounts in thousands, except for share and per share data)

	For the year ended December 31,			
	<u>2016</u>	<u>2017</u>	<u>2018</u>	
	RMB	RMB	RMB	US\$ (Note 2)
Net income	85,424	209,130	269,771	39,236
Other comprehensive income, net of tax of nil:				
Foreign currency translation adjustment	<u>25,136</u>	<u>(34,353)</u>	<u>19,227</u>	<u>2,796</u>
Comprehensive income	<u>110,560</u>	<u>174,777</u>	<u>288,998</u>	<u>42,032</u>

The accompanying notes are an integral part of these consolidated financial statements.



BAOZUN INC.

CONSOLIDATED STATEMENTS OF CHANGES IN SHAREHOLDERS' EQUITY

(All amounts in thousands, except for share and per share data)

	Ordinary shares		Additional paid-in capital	Retained earnings / (Accumulated deficit)	Accumulated other comprehensive income	Total Baozun shareholders' equity	Noncontrolling interests	Total equity
	Number of Shares	RMB						
<b>Balance as of January 1, 2016</b>	151,471,369	93	1,535,665	(320,499)	19,212	1,234,471	-	1,234,471
Net income (loss)	-	-	-	86,633	-	86,633	(1,209)	85,424
Share-based compensation	-	-	34,185	-	-	34,185	-	34,185
Repurchase of ordinary shares (Note 14)	(3,603,642)	(3)	(50,839)	-	-	(50,842)	-	(50,842)
Exercise of share options	2,544,255	4	3,939	-	-	3,943	-	3,943
Issuance of ordinary shares upon secondary follow-on Public offering, net of issuance costs of RMB22,661	9,000,000	6	231,011	-	-	231,017	-	231,017
Additional capital contribution from shareholders	-	-	7,469	-	-	7,469	-	7,469
Contribution from noncontrolling interest holder	-	-	-	-	-	-	14,063	14,063
Deconsolidation of Shanghai Baozun-CJ E-commerce Co., Ltd ("Baozun CJ") (Note 10)	-	-	-	-	-	-	(12,854)	(12,854)
Foreign currency translation adjustment	-	-	-	-	25,136	25,136	-	25,136
<b>Balance as of December 31, 2016</b>	<u>159,411,982</u>	<u>100</u>	<u>1,761,430</u>	<u>(233,866)</u>	<u>44,348</u>	<u>1,572,012</u>	<u>-</u>	<u>1,572,012</u>
Net income	-	-	-	208,866	-	208,866	264	209,130
Share-based compensation	-	-	58,231	-	-	58,231	-	58,231
Exercise of share options and vesting of RSUs	6,713,415	3	4,264	-	-	4,267	-	4,267
Acquisition of a subsidiary	-	-	-	-	-	-	17,150	17,150
Foreign currency translation adjustment	-	-	-	-	(34,353)	(34,353)	-	(34,353)
<b>Balance as of December 31, 2017</b>	<u>166,125,397</u>	<u>103</u>	<u>1,823,925</u>	<u>(25,000)</u>	<u>9,995</u>	<u>1,809,023</u>	<u>17,414</u>	<u>1,826,437</u>
Net income	-	-	-	269,712	-	269,712	59	269,771
Share-based compensation	-	-	75,862	-	-	75,862	-	75,862
Exercise of share options and vesting of RSUs	6,423,214	3	3,716	-	-	3,719	-	3,719
Foreign currency translation adjustment	-	-	-	-	19,227	19,227	-	19,227
<b>Balance as of December 31, 2018</b>	<u>172,548,611</u>	<u>106</u>	<u>1,903,503</u>	<u>244,712</u>	<u>29,222</u>	<u>2,177,543</u>	<u>17,473</u>	<u>2,195,016</u>

The accompanying notes are an integral part of these consolidated financial statements.

BAOZUN INC.

CONSOLIDATED STATEMENTS OF CASH FLOWS

(All amounts in thousands, except for share and per share data)

	For the year ended December 31,			
	2016 RMB	2017 RMB	2018 RMB	US\$ (Note 2)
<b>Cash flows from operating activities:</b>				
Net income	85,424	209,130	269,771	39,236
Adjustments to reconcile net income to net cash provided by (used in) operating activities:				
Provision for allowance for doubtful accounts	510	1,485	159	23
Inventory write-down	38,759	42,313	38,725	5,632
Share-based compensation	34,185	58,231	75,862	11,034
Depreciation and amortization	35,880	50,615	72,175	10,497
Deferred income tax	1,483	(3,391)	(22,944)	(3,337)
Loss on disposal of property and equipment	906	1,056	2,063	300
Gain on disposal of investment	-	(5,464)	-	-
Share of loss in equity method investment	-	1,265	996	145
Impairment loss of investments	-	6,227	9,021	1,312
Exchange (gain) loss	(320)	(391)	4,949	721
Changes in operating assets and liabilities:				
Accounts receivable	(260,545)	(457,012)	(462,121)	(67,212)
Inventories	(16,483)	(106,807)	(307,045)	(44,657)
Advances to suppliers	(40,589)	(13,154)	(77,195)	(11,228)
Prepayments and other current assets	(1,879)	(77,235)	(80,644)	(11,728)
Amounts due from related parties	(1,207)	(50,023)	56,525	8,221
Other non-current assets	(1,062)	(3,064)	(11,978)	(1,742)
Accounts payable	65,352	54,547	302,808	44,043
Notes payable	84,052	(67,140)	(21,230)	(3,088)
Income tax payables	8,018	14,609	32,344	4,704
Amounts due to related party	-	-	13,994	2,035
Accrued expenses and other current liabilities	(19,043)	175,129	5,263	763
Net cash provided by (used in) operating activities	13,441	(169,074)	(98,502)	(14,326)
<b>Cash flows from investing activities:</b>				
Purchases of property and equipment	(76,114)	(267,028)	(123,014)	(17,891)
Purchases of short-term investment	-	(272,614)	-	-
Disposal of short-term investment	10,000	-	256,079	37,245
Additions of intangible assets	(16,077)	(36,383)	(85,724)	(12,468)
Purchases of land use right	-	(45,810)	-	-
Investment in equity investees	(6,750)	-	(17,385)	(2,529)
Cash paid for business combination, net of cash received	-	(17,031)	-	-
Cash disposed upon deconsolidation of a subsidiary	(26,240)	-	-	-
Cash received for disposal of equity investees	-	1,143	7,608	1,106
Loan to an equity investee without readily determinable fair value	(1,560)	(1,440)	-	-
Net cash provided by (used in) investing activities	(116,741)	(639,163)	37,564	5,463

The accompanying notes are an integral part of these consolidated financial statements.

BAOZUN INC.

CONSOLIDATED STATEMENTS OF CASH FLOWS

(All amounts in thousands, except for share and per share data)

	For the year ended December 31,			
	2016	2017	2018	
	RMB	RMB	RMB	US\$ (Note 2)
<b>Cash flows from financing activities:</b>				
Proceeds from issuance of ordinary shares upon public offering	253,678	-	-	-
Payment for public offering costs	(15,644)	(8,562)	-	-
Proceeds from short-term borrowings	-	329,392	780,123	113,465
Repayment of borrowings	-	(157,392)	(515,923)	(75,038)
Proceeds from long-term borrowings	-	-	63,306	9,207
Capital contribution from NCI	14,063	-	-	-
Proceeds from exercises of stock options	3,943	4,267	3,719	541
Payment for ordinary shares repurchase	(45,321)	-	-	-
Net cash provided by financing activities	210,719	167,705	331,225	48,175
Net increase (decrease) in cash, cash equivalents and restricted cash	107,419	(640,532)	270,287	39,312
Cash, cash equivalents and restricted cash, beginning of year	835,401	968,151	293,657	42,711
Effect of exchange rate changes on cash, cash equivalents and restricted cash	25,331	(33,962)	18,911	2,749
Cash, cash equivalents and restricted cash, end of year	968,151	293,657	582,855	84,772

The following table provides a reconciliation of cash, cash equivalents, and restricted cash reported within the statement of financial position that sum to the total of the same such amounts shown in the statement of cash flows.

	As of December 31,			
	2016 RMB	2017 RMB	2018 RMB	2018 US\$
Cash and cash equivalents	917,319	244,809	457,340	66,517
Restricted cash	50,832	48,848	125,515	18,255
Total cash, cash equivalents, and restricted cash shown in the statement of cash flows	968,151	293,657	582,855	84,772

**Supplemental disclosure of cash flow information:**

Cash paid for interest	-	3,054	12,992	1,890
Cash paid for income tax	7,330	43,034	55,553	8,080

**Supplemental disclosures of non-cash investing and financing activities:**

Unpaid public offering costs	8,562	-	-	-
Receivable from disposal of equity investees	-	7,608	-	-
Purchases of property and equipment included in payables	-	-	2,534	369

In July 2017, the Group acquired an entity that focused on cosmetics E-commerce industry. In conjunction with the acquisition, non-cash investing activities are as follows:

Fair value of assets acquired	38,905
Cash paid for the business combination	(17,850)
Liabilities assumed	21,055

The accompanying notes are an integral part of these consolidated financial statements.

BAOZUN INC.

NOTES TO CONSOLIDATED FINANCIAL STATEMENTS

FOR THE YEARS ENDED DECEMBER 31, 2016, 2017 AND 2018

(All amounts in thousands, except for share and per share data)

1. Organization and Principal Activities

Baozun Inc. (the “Company”) was incorporated under the laws of Cayman Islands on December 18, 2013. The Company, its subsidiaries and its VIE (collectively referred to as the “Group”) are principally engaged to provide its customers with end-to-end E-commerce solutions including the sales of apparel, home and electronic products, online store design and setup, visual merchandising and marketing, online store operations, customer services, warehousing and order fulfillment.

In 2014, the Group expanded their business and commenced their own online marketplace, Maikefeng, which operates as a mobile application and offers branded products at discounted prices. Maikefeng was operated by Shanghai Zunyi Business Consulting Ltd. (“Shanghai Zunyi” or “VIE”). To comply with the PRC law and regulations which restrict foreign ownership of companies that provide value-added telecommunication services in China, Shanghai Baozun entered into a series of contractual arrangements in April and July 2014 with Shanghai Zunyi and its respective shareholders through which the Company became the primary beneficiary of Shanghai Zunyi. Shanghai Zunyi was established in December 2010 and had no operations before July 2014. The Group began to consolidate Shanghai Zunyi in July 2014 upon entering into the VIE arrangements with Shanghai Zunyi.

As of December 31, 2018, the Company’s major subsidiaries and VIE are as follows:

	Date of incorporation	Place of incorporation	Legal ownership
<b>Subsidiaries:</b>			
Baozun Hong Kong Holding Limited	10-Jan-14	HK	100%
Shanghai Baozun E-commerce Limited	11-Nov-03	PRC	100%
Shanghai Bodao E-commerce Limited	30-Mar-10	PRC	100%
Shanghai Yingsai Advertisement Limited	30-Mar-10	PRC	100%
Baozun Hongkong Limited	11-Sep-13	HK	100%
Shanghai Fengbo E-commerce Limited	29-Dec-11	PRC	100%
Baozun Hongkong Investment Limited	21-July-15	HK	100%
Baotong Hong Kong Holding Limited	5-May-16	HK	100%
Baotong E-logistics Technology (Suzhou) Limited	27-March-17	PRC	100%
<b>VIE:</b>			
Shanghai Zunyi Business Consulting Ltd.	31-Dec-10	PRC	N/A

History of the Group and reorganization under identical common ownership

The Group’s history began in November 2003 with the commencement of operations of Shanghai Baozun E-commerce Limited (“Shanghai Baozun”), a limited liability company incorporated in the People’s Republic of China (“PRC”) by Mr. Vincent Wenbin Qiu, CEO of the Group, and 5 other individual founders (collectively known as “the Founding Shareholders”).

From December 2009 to September 2012, Alibaba Investment Limited (“Alibaba”), Private Opportunities (Mauritius) I Limited (“Private Opportunities”), GS Investment Partners (Mauritius) I limited (“GS Investment”), Stelca Holding Ltd (“Stelca Holding”), New Access Capital Fund (“New Access”), Crescent Castle Holdings Ltd (“Crescent Castle”) and Infinity I-China Investment (Israel) L.P (“Infinity”) (collectively known as the “Investors”) each acquired 25.16%, 5.81%, 3.88%, 1.53%, 3.86%, 24.80% and 6.46%, respectively of equity interest in Shanghai Baozun.

Starting December 2013, pursuant to a framework agreement entered into by the Founding Shareholders and all of the Investors, the Company undertook a series of reorganization transactions to redomicile its business from PRC to the Cayman Islands (the “Redomiciliation”). The main purpose of the Redomiciliation is to establish a Cayman holding company for the existing business in preparation for its overseas initial public offering. The Redomiciliation was subject to PRC government approval and executed in the following steps:

- 1) In December 2013, the Company was incorporated in the Cayman Islands to be the holding company of the Group. The Founding Shareholders subscribed to 29,983,883 ordinary shares of the Company at par value of US\$0.0001 per share.
- 2) Upon obtaining all necessary approvals from the PRC government in May 2014, the Investors subscribed for convertible redeemable preferred shares at no consideration, all in the same proportions, on an as converted basis, as the percentage of equity interest they held in Shanghai Baozun in June 2014. Upon the issuance of preferred shares and ordinary shares issued in step 1), the equity structure of the Company is identical to that of Shanghai Baozun.
- 3) In July 2014, the Company legally acquired 100% of the equity interest of Shanghai Baozun from the Founding Shareholders and the Investors, thus Shanghai Baozun became a wholly owned subsidiary of the Company.

#### *The VIE arrangements*

Applicable PRC laws and regulations currently limit foreign ownership of companies that provide internet content distribution services. The Company is deemed a foreign legal person under PRC laws and accordingly subsidiaries owned by the Company are ineligible to engage in provisions of internet content or online services. The Group therefore conducts its online marketplace business, Maikefeng through its consolidated VIE, Shanghai Zunyi.

Shanghai Zunyi was established by two of the Company's Founding Shareholders in December 2010 and had no operations until July 2014 when the Group transferred the Maikefeng online marketplace business to Shanghai Zunyi. To provide the Group effective control over Shanghai Zunyi and receive substantially all of the economic benefits of Shanghai Zunyi, Shanghai Baozun entered into a series of contractual arrangements, described below, with Shanghai Zunyi and its individual shareholders.

The agreements that provide the Company effective control over the VIE include:

(i) Proxy Agreement, under which each shareholder of Shanghai Zunyi has executed a power of attorney to grant Shanghai Baozun the power of attorney to act on his behalf on all matters pertaining to Shanghai Zunyi and to exercise all of his rights as a shareholder of the Shanghai Zunyi, including but not limited to convene, attend and vote at shareholders' meetings, designate and appoint directors and senior management members. The proxy agreement will remain in effect unless Shanghai Baozun terminates the agreement by giving a 30-day prior written notice or gives its consent to the termination by Shanghai Zunyi.

(ii) Exclusive Call Option Agreement, under which the shareholders of Shanghai Zunyi granted Shanghai Baozun or its designated representative(s) an irrevocable and exclusive option to purchase their equity interests in Shanghai Zunyi when and to the extent permitted by PRC law. Shanghai Baozun or its designated representative(s) has sole discretion as to when to exercise such options, either in part or in full. Without Shanghai Baozun's written consent, the shareholders of Shanghai Zunyi shall not transfer, donate, pledge, or otherwise dispose any equity interests of Shanghai Zunyi in any way. The acquisition price for the shares or assets will be the minimum amount of consideration permitted under the PRC law at the time when the option is exercised. The agreement can be early terminated by Shanghai Baozun, but not by Shanghai Zunyi or its shareholders.

The agreements that transfer economic benefits to the Company include:

(i) Exclusive Technology Service Agreement, under which Shanghai Zunyi engages Shanghai Baozun as its exclusive technical and operational consultant and under which Shanghai Baozun agrees to assist in arranging the financial support necessary to conduct Shanghai Zunyi's operational activities. Shanghai Zunyi shall not seek or accept similar services from other providers without the prior written approval of Shanghai Baozun. The agreement has a term of twenty years and will be automatically renewed on a yearly basis after expiration unless otherwise notified by Shanghai Baozun, and shall be terminated if the operation term of either Shanghai Baozun or Shanghai Zunyi expires. Shanghai Baozun may terminate this agreement at any time by giving a prior written notice to Shanghai Zunyi.

(ii) Equity Interest Pledge Agreements, under which the shareholders of Shanghai Zunyi pledged all of their equity interests in Shanghai Zunyi to Shanghai Baozun as security of due performance of the obligations and full payment of consulting and service fees by VIE under the Exclusive Technology Service Agreement and other amounts payable by the individual shareholders to Shanghai Baozun under other agreements. If the shareholders of Shanghai Zunyi or Shanghai Zunyi breach their respective contractual obligations, Shanghai Baozun, as pledgee, will be entitled to certain rights, including the right to dispose the pledged equity interests. Pursuant to the agreement, the shareholders of Shanghai Zunyi shall not transfer, assign or otherwise create any new encumbrance on their respective equity interest in Shanghai Zunyi without prior written consent of Shanghai Baozun. The pledge shall be continuously valid until all the obligations and payments due under the Exclusive Technology Service Agreement and certain other agreements have been fulfilled.

These contractual arrangements allow the Company, through its wholly owned subsidiary, Shanghai Baozun, to effectively control Shanghai Zunyi, and to derive substantially all of the economic benefits from them. Accordingly, the Company treats Shanghai Zunyi as VIE and because the Company is the primary beneficiary of Shanghai Zunyi, the Company has consolidated the financial results of Shanghai since July 2014.

U.S. GAAP provides guidance on the identification of VIE and financial reporting for entities over which control is achieved through means other than voting interests. The Group evaluates each of its interests in an entity to determine whether or not the investee is a VIE and, if so, whether the Group is the primary beneficiary of such VIE. In determining whether the Group is the primary beneficiary, the Group considers if the Group (1) has power to direct the activities that most significantly affects the economic performance of the VIE, and (2) receives the economic benefits of the VIE that could be significant to the VIE. If deemed the primary beneficiary, the Group consolidates the VIE.

### *Risks in relation to the VIE structure*

The Company believes that the contractual arrangements with Shanghai Zunyi are in compliance with PRC law and are legally enforceable based on the legal advice of the Company's PRC legal counsel. However, uncertainties in the PRC legal system could limit the Company's ability to enforce these contractual arrangements and the interests of the shareholders of Shanghai Zunyi may diverge from that of the Company and that may potentially increase the risk that they would seek to act contrary to the contractual terms, for example by influencing Shanghai Zunyi not to pay the service fees when required to do so.

The Company's ability to control Shanghai Zunyi also depends on the power of attorney Shanghai Baozun has to vote on all matters requiring shareholder approval. As noted above, the Company believes this power of attorney is legally enforceable but may not be as effective as direct equity ownership. In addition, if the legal structure and contractual arrangements were found to be in violation of any existing PRC laws and regulations, the Group may be subject to fines and the PRC government could:

- revoke the Group's business and operating licenses;
- require the Group to discontinue or restrict the Group's operations;
- restrict the Group's right to collect revenues;
- block the Group's websites;
- require the Group to restructure its operations in such a way as to compel the Group to establish a new enterprise, re-apply for the necessary licenses or relocate its businesses, staff and assets;
- impose additional conditions or requirements with which the Group may not be able to comply; or
- take other regulatory or enforcement actions against the Group that could be harmful to its business.

The imposition of any of these penalties may result in a material and adverse effect on the Group's ability to conduct its business. In addition, if the imposition of any of these penalties causes the Group to lose the rights to direct the activities of Shanghai Zunyi or the right to receive its economic benefits, the Group would no longer be able to consolidate the entity.

The following amounts and balances of Shanghai Zunyi were included in the Group's consolidated financial statement after the elimination of intercompany balances and transactions:

	<b>As of</b>	
	<b>December 31,</b>	
	<b>2017</b>	<b>2018</b>
	<b>RMB</b>	<b>RMB</b>
Cash and cash equivalent	3,554	4,102
Accounts receivable, net	124,930	319,946
Inventories	104	30
Advance to suppliers	369	693
Amounts due from related parties	67,335	12,144
Prepayments and other current assets	5,180	11,417
Investment in an equity investee without readily determinable fair value	5,464	5,464
Property and equipment, net	7	4,352
Intangible assets	221	63
Other non-current assets	662	52
<b>Total assets</b>	<b>207,826</b>	<b>358,263</b>
Accounts payable	4,715	4,891
Income tax payables	-	675
Accrued expenses and other current liabilities	28,002	6,884
<b>Total liabilities</b>	<b>32,717</b>	<b>12,450</b>

	For Year Ended December 31,		
	2016	2017	2018
	RMB	RMB	RMB
Net revenues	101,244	253,551	490,796
Operating expenses	84,952	182,715	391,595
Net income	16,085	71,102	90,753
Net cash provided by (used in) operating activities	3,405	959	(5)
Net cash provided by (used in) investing activities	(6,938)	859	553
Net cash provided by financing activities	-	-	-

The VIE contributed an aggregate of 2.99%, 6.11% and 9.10% of the consolidated net revenues for the years ended December 31, 2016, 2017 and 2018, respectively. As of December 31, 2017 and 2018, the VIE accounted for an aggregate of 6.98% and 8.92% of the consolidated total assets, respectively. As of December 31, 2017 and 2018, the VIE accounted for an aggregate of 2.85% and 0.68% of the consolidated total liabilities, respectively.

There are no assets of the VIE that are collateral for the obligations of the VIE and can only be used to settle the obligations of the VIE. There are no terms in any arrangements, considering both explicit arrangements and implicit variable interests that require the Company or its subsidiaries to provide financial support to the VIE.

However, if the VIE ever need financial support, the Company or its subsidiaries may, at its option and subject to statutory limits and restrictions, provide financial support to its VIE through loans to the shareholders of the VIE or entrustment loans to the VIE. Relevant PRC laws and regulations restrict the VIE from transferring a portion of their net assets, equivalent to the balance of its statutory reserve and its share capital, to the Company in the form of loans and advances or cash dividends.

## 2. Summary of Significant Principal Accounting Policies

### (a) Basis of presentation

The consolidated financial statements are prepared and presented in accordance with accounting principles generally accepted in the United States of America ("U.S. GAAP").

### (b) Basis of consolidation

The consolidated financial statements include the financial statements of the Company, its subsidiaries and VIE. All transactions and balances among the Company, its subsidiaries and the VIE have been eliminated upon consolidation.

### (c) Use of estimates

The preparation of the consolidated financial statements in conformity with U.S. GAAP requires management to make estimates and assumptions that affect the reported amounts of assets and liabilities, related disclosures of contingent liabilities at the balance sheet date, and the reported revenues and expenses during the reported period in the consolidated financial statements and accompanying notes. Significant accounting estimates are used for, inventory write-down, fair value measurement and impairment of investments, realization of deferred tax assets, assessment for useful life and impairment of long-lived assets, assessment of goodwill impairment, allowance for doubtful accounts, revenue recognition, share-based compensation expense.

### (d) Fair value

Fair value is the price that would be received from selling an asset or paid to transfer a liability in an orderly transaction between market participants at the measurement date. When determining the fair value measurements for assets and liabilities required or permitted to be recorded at fair value, the Group considers the principal or most advantageous market in which it would transact and it considers assumptions that market participants would use when pricing the asset or liability.

Authoritative literature provides a fair value hierarchy, which prioritizes the inputs to valuation techniques used to measure fair value into three broad levels. The level in the hierarchy within which the fair value measurement in its entirety falls is based upon the lowest level of input that is significant to the fair value measurement as follows:

- Level 1-inputs are based upon unadjusted quoted prices for identical instruments traded in active markets.

- Level 2-inputs are based upon quoted prices for similar instruments in active markets, quoted prices for identical or similar instruments in markets that are not active and model-based valuation techniques for which all significant assumptions are observable in the market or can be corroborated by observable market data for substantially the full term of the assets or liabilities.
- Level 3-inputs are generally unobservable and typically reflect management's estimates of assumptions that market participants would use in pricing the asset or liability. The fair values are therefore determined using model-based techniques that include option pricing models, discounted cash flow models, and similar techniques.

The Group's consolidated financial instruments include cash and cash equivalents, restricted cash, short-term investment, receivables, payables, other current assets, amounts due from related parties, other current liabilities, amounts due to related parties and short-term loan. The carrying amounts of these short-term financial instruments approximate their fair values due to the short-term maturity of these instruments.

The long-term loan approximate its fair values, because the bearing interest rate approximates market interest rate, and market interest rates have not fluctuated significantly since the commencement of loan contracts signed.

Since January 1, 2018, the Group adopted the ASU 2016-01, Financial Instruments—Overall (Subtopic 825-10). Under the new ASC, entities no longer use the cost method of accounting as it was applied before and the new ASC requires equity investments (except those accounted for under the equity method of accounting or those that result in consolidation of the investee) to be measured at fair value with changes in fair value recognized in net income. However, a company can elect to measure equity investments that do not have readily determinable fair values at cost minus impairment, if any, plus or minus changes resulting from observable price changes in orderly transactions for the identical or a similar investment of the same issuer (the "measurement alternative"). After management's assessment of each of the equity investments except those accounted for under the equity method described in Note 10, management concluded that investments do not have readily determinable fair values, and elects the measurement alternative.

Certain equity investments without readily determinable fair values are measured at fair value on a non-recurring basis after initial recognition as of December 31, 2017 and 2018 which caused the recognition of impairment. Please refer to Note 10(b) for further discussion.

**(e) Concentration and risks**

*Concentration of customers and suppliers*

The following customer accounted for 10% or more of net revenue for the years ended December 31, 2017 and 2018:

	<b>For Year Ended December 31,</b>	
	<b>2017</b>	<b>2018</b>
	<b>RMB</b>	<b>RMB</b>
A	462,384	637,963

The following customer accounted for 10% or more of balances of accounts receivable as of December 31, 2017 and 2018:

	<b>As of December 31,</b>	
	<b>2017</b>	<b>2018</b>
	<b>RMB</b>	<b>RMB</b>
A	342,752	318,396

The following suppliers accounted for 10% or more of purchases for the years ended December 31, 2017 and 2018:

	<b>For Year Ended December 31,</b>	
	<b>2017</b>	<b>2018</b>
	<b>RMB</b>	<b>RMB</b>
B	938,128	1,300,297
C	474,399	*



### *Concentration of credit risk*

Financial instruments that potentially subject the Group to significant concentrations of credit risk primarily consist of cash and cash equivalents, restricted cash, short-term investment and accounts receivable. As of December 31, 2017 and 2018, all of the Group's cash and cash equivalents, restricted cash and short-term investment were held by major financial institutions located in the PRC, Hong Kong, Japan and Taiwan which management believes are of high credit quality. Accounts receivable are typically unsecured and are derived from revenues earned from customers in the PRC. The risk with respect to accounts receivable is mitigated by credit evaluations the Group performs on its customers and its ongoing monitoring process of outstanding balances.

### *Foreign Currency Risk*

Renminbi ("RMB") is not a freely convertible currency. The State Administration of Foreign Exchange, under the authority of the People's Bank of China, controls the conversion of RMB into foreign currencies. The value of RMB is subject to changes in central government policies and to international economic and political developments affecting supply and demand in the China Foreign Exchange Trading System market. The cash and cash equivalents of the Group included aggregated amounts of RMB165,135 and RMB360,387, which were denominated in RMB, as of December 31, 2017 and 2018, respectively, representing 67.5% and 78.8% of the cash and cash equivalents as of December 31, 2017 and 2018, respectively.

### ***(f) Foreign currency translation***

The Group's reporting currency is RMB. The functional currency of the Company is the United States dollar ("US\$"). The functional currency of the Group's entities incorporated in Hong Kong is Hong Kong dollars ("HK\$"). The functional currency of the Group's subsidiaries in PRC is RMB.

Assets and liabilities are translated from each entity's functional currency to the reporting currency at the exchange rate on the balance sheet date. Equity amounts are translated at historical exchange rates, and revenues, expenses, gains and losses are translated using the average rate for the year. Translation adjustments are reported as cumulative translation adjustments and are shown as a separate component of other comprehensive income (loss) in the consolidated statements of changes in shareholders' equity (deficit) and comprehensive income (loss).

Monetary assets and liabilities denominated in currencies other than the applicable functional currencies are translated into the functional currencies at the prevailing rates of exchange at the balance sheet date. Nonmonetary assets and liabilities are remeasured into the applicable functional currencies at historical exchange rates. Transactions in currencies other than the applicable functional currencies during the year are converted into the functional currencies at the applicable rates of exchange prevailing at the transaction dates. Transaction gains and losses are recognized in the consolidated statements of operations.

### ***(g) Convenience translation***

Translations of balances in the consolidated balance sheets, consolidated statements of operations, consolidated statements of comprehensive loss and consolidated statements of cash flows from RMB into US\$ as of and for the year ended December 31, 2018 are solely for the convenience of the readers and were calculated at the rate of US\$1.00=RMB6.8755, representing the noon buying rate set forth in the H.10 statistical release of the U.S. Federal Reserve Board on December 31, 2018. No representation is made that the RMB amounts could have been, or could be, converted, realized or settled into US\$ at that rate on December 31, 2018, or at any other rate.

### ***(h) Cash and cash equivalents***

Cash and cash equivalents consist of cash on hand, demand deposits and highly liquid investments with maturity of less than three months.

### ***(i) Restricted cash***

Restricted cash consist primarily of (i) minimum cash deposits or cash collateral deposits required to be maintained with certain banks under the Group's borrowing arrangements or in relation to bank guarantees issued on behalf of the Group (ii) deposit required by its business partners and (iii) security for issuance of commercial acceptance notes that mainly relating to purchase of inventories. In the event that the obligation to maintain such deposits is expected to be terminated within the next twelve months, these deposits are classified as current assets. Otherwise, they are classified as non-current assets. All restricted cash is held by major financial institutions in segregated accounts.

### ***(j) Short-term investment***

Short-term investment comprises of principle-protected financial products purchased from banks with original maturities longer than three months but within one year.

**(k) Accounts receivable, net**

Accounts receivable mainly represent amounts due from customers and are recorded net of allowance for doubtful accounts. The Group considers many factors in assessing the collectability of its accounts receivable, such as the age of the amounts due, the customer's payment history, creditworthiness, financial conditions of the customers and industry trend. An allowance for doubtful accounts is recorded in the period in which a loss is determined to be probable. The Group also makes specific allowance if there is strong evidence indicating that the accounts receivable is likely to be unrecoverable. Accounts receivable balances are written off after all collection efforts have been exhausted.

**(l) Inventories**

Inventories, consisting of products available for sale, are valued at the lower of cost or market. Cost of inventories is determined using the weighted average cost method. Valuation of inventories is based on currently available information about expected recoverable value. The estimate is dependent upon factors such as historical trends of similar merchandise, inventory aging, historical and forecasted consumer demand and promotional environment.

**(m) Investments**

The Group's investments include equity method investments and equity securities without readily determinable fair values.

The Group uses the equity method to account for an equity investment over which it has significant influence but does not own a majority equity interest or otherwise control. The Group records equity method adjustments in share of earnings and losses. Equity method adjustments include the Group's proportionate share of investee income or loss, adjustments to recognize certain differences between the Group's carrying value and its equity in net assets of the investee at the date of investment, impairments, and other adjustments required by the equity method. Dividends received are recorded as a reduction of carrying amount of the investment. Cumulative distributions that do not exceed the Group's cumulative equity in earnings of the investee are considered as a return on investment and classified as cash inflows from operating activities. Cumulative distributions in excess of the Group's cumulative equity in the investee's earnings are considered as a return of investment and classified as cash inflows from investing activities.

Equity securities without readily determinable fair values are measured and recorded using a measurement alternative that measures the securities at cost minus impairment, if any, plus or minus changes resulting from qualifying observable price changes. Prior to fiscal 2018, these securities were accounted for using the cost method of accounting, measured at cost less other-than-temporary impairment.

**(n) Property and equipment, net**

Property and equipment are stated at cost less accumulated depreciation and impairment. Property and equipment are depreciated at rates sufficient to write off their costs less impairment and residual value, if any, over the estimated useful lives on a straight-line basis. The estimated useful lives and residual rates are as follows:

<b>Classification</b>	<b>Useful years</b>	<b>Residual rate</b>
Electronic devices	3 years	0% - 5%
Vehicle	5 years	5%
Furniture and office equipment	5 years	5%
Machinery	10 years	5%
Buildings	44 years	5%
Leasehold improvement	Over the shorter of the expected life of leasehold improvements or the lease term	0%

Repairs and maintenance costs are charged to expenses as incurred, whereas the cost of renewals and betterment that extends the useful lives of property and equipment are capitalized as additions to the related assets. Gains and losses from the disposal of property and equipment are included in the consolidated statements of operations.

**(o) Intangible assets, net**

Intangible assets mainly consist of trademark, internally developed software and supplier relationship. Trademark is recorded at cost and amortized on a straight-line basis over the estimated economic useful lives of 10 years.

For internally developed software, the Group expenses all internal-use software costs incurred in the preliminary project stage and capitalized certain direct costs associated with development and purchase of internal software. This internally developed software mostly consisted of order management, customer management and retailing solution systems, which are amortized over 3 years on a straight-line basis.

Supplier relationship is generated from business combination in 2017, representing the relationship that arose as a result of existing supply agreements with certain brand partners of the subsidiary. Supplier relationship is recorded at fair value, and amortized on a straight-line basis over the estimated useful life of 10 years. The accumulated amortization for the year ended December 31, 2017 and 2018 are RMB 781 and RMB 1,562, respectively.

**(p) Land use right, net**

Land use rights represent lease prepayments to the local government authorities. Land use rights are carried at cost less accumulated amortization and impairment losses. Amortization is provided to write off the cost of lease prepayments on a straight-line basis over the period of the right which is 44 years.

**(q) Goodwill**

Goodwill represents the excess of the purchase consideration over the fair value of the identifiable tangible and intangible assets acquired and liabilities assumed from the acquired entity as a result of the Company's acquisition of interests in a subsidiary. Goodwill is not amortized but is tested for impairment on an annual basis, or more frequently if events or changes in circumstances indicate that it might be impaired. The Company first assesses qualitative factors to determine whether it is necessary to perform the two-step quantitative goodwill impairment test. In the qualitative assessment, the Company considers primary factors such as industry and market considerations, overall financial performance of the reporting unit, and other specific information related to the operations. Based on the qualitative assessment, if it is more likely than not that the fair value of each reporting unit is less than the carrying amount, the quantitative impairment test is performed.

In performing the two-step quantitative impairment test, the first step compares the fair values of each reporting unit to its carrying amount, including goodwill. If the fair value of each reporting unit exceeds its carrying amount, goodwill is not considered to be impaired and the second step will not be required. If the carrying amount of a reporting unit exceeds its fair value, the second step compares the implied fair value of goodwill to the carrying value of a reporting unit's goodwill. The implied fair value of goodwill is determined in a manner similar to accounting for a business combination with the allocation of the assessed fair value determined in the first step to the assets and liabilities of the reporting unit. The excess of the fair value of the reporting unit over the amounts assigned to the assets and liabilities is the implied fair value of goodwill. This allocation process is only performed for the purposes of evaluating goodwill impairment and does not result in an entry to adjust the value of any assets or liabilities. Application of a goodwill impairment test requires significant management judgment, including the identification of reporting units, allocation of assets, liabilities and goodwill to reporting units, and determination of the fair value of each reporting unit.

**(r) Impairment of long-lived assets**

The Group evaluates the recoverability of long-lived assets with determinable useful lives whenever events or changes in circumstances indicate that an intangible asset's carrying amount may not be recoverable. The Group measures the carrying amount of long-lived asset against the estimated undiscounted future cash flows associated with it. Impairment exists when the sum of the expected future net cash flows is less than the carrying value of the asset being evaluated. Impairment loss is calculated as the amount by which the carrying value of the asset exceeds its fair value. Fair value is estimated based on various valuation techniques, including the discounted value of estimated future cash flows. The evaluation of asset impairment requires the Group to make assumptions about future cash flows over the life of the asset being evaluated. These assumptions require significant judgment and actual results may differ from assumed and estimated amounts. No impairment charge was recognized for any of the years ended December 31, 2016, 2017 and 2018.

**(s) Revenue**

In May 2014, the FASB issued an accounting standards update Revenue from Contracts with Customers (ASC Topic 606) that changes the revenue recognition for companies that enter into contracts with customers to transfer goods or services. The standard is a comprehensive new revenue recognition model that requires revenue to be recognized in a manner depicting the transfer of goods or services to a customer at an amount that reflects the consideration expected to be received in exchange for those goods or services. The Group adopted the standard on January 1, 2018 using a full retrospective approach.

The full retrospective method requires an entity to present financial statements for all periods as if the new revenue standard had been applied to all prior periods. The Group concluded that the cumulative effect to the beginning balance of shareholders' equity as of January 1, 2016 by implementation of the ASC 606 is not significant while the balance sheet presentation related to return allowance is retrospectively adjusted. With the adoption of ASC 606, the Group recognizes allowance for estimated sales returns on a gross basis rather than a net basis on the consolidated balance sheet. The Group now records a right of return asset for products the Group expects to receive back from customers within other current assets and a liability for refunds payable within accrued expenses and other current liabilities on the consolidated balance sheet.

The following tables summarize the impact of adoption of the new standard by financial statement line item:

**Consolidated Balance Sheet**

	As of December 31, 2017		
	As Reported	Balance without Adoption	Effect of Change
Accounts receivable	1,085,669	1,082,735	2,934
Inventories	382,028	384,672	(2,644)
Prepayments and other current assets	214,636	211,992	2,644
Accrued expenses and other current liabilities	314,870	311,936	2,934

The Group's revenue recognition policies effective on the adoption date of ASC 606 are as follows:

The Group provides brand e-commerce solutions to its brand partners. And its revenues are derived principally from product sales and services.

#### *Product Sales*

The Group generates product sales revenues primarily through selling products on behalf of brand partners to consumers under the distribution model. Under this model, the Group identified one performance obligation which is to sell goods selected and purchased from its brand partners and/or their authorized distributors directly to customers through online stores it operates. Revenue under the distribution model is recognized on a gross basis and presented as product sales on the consolidated statements of operations, because (i) the Group rather than the brand partner, is primarily responsible for fulfilling the promise to provide the specified good; (ii) the Group bears the physical and general inventory risk once the products are delivered to its warehouse; (iii) the Group has discretion in establishing price.

Product sales, net of discounts, return allowances, value added tax and related surcharges are recognized at the point in time when customers accept the products upon delivery. Revenues are measured as the amount of consideration the Group expects to receive in exchange for transferring products to consumers. Return allowances, which reduce revenue, are estimated utilizing the most likely amount method based on historical data the Group has maintained and its analysis of returns by categories of products.

A majority of the Group's customers make online payments through third-party payment platforms when they place orders on websites of the Group's online stores. The funds will not be released to the Group by these third-party payment platforms until the customers accept the delivery of the products at which point the Group recognizes sales of products. A portion of the Group's customers pay upon the receipt of products. The Group's delivery service providers collect the payments from our customers for the Group. The Group records a receivable on the balance sheet with respect to cash held by third-party couriers.

The Group utilizes delivery service providers to deliver products to its consumers ("shipping activities") but the delivery service is not considered as a separate obligation as the shipping activities are performed before the consumers obtain control of the products. Therefore, shipping activities are not considered a separate promised service to the consumers but rather are activities to fulfill the Group's promise to transfer the products and are recorded as fulfillment expenses.

#### *Services*

In some instances, the Group acts as an agent to facilitate our brand partners' online sales of their branded products with the performance obligation to provide warehousing and fulfillment service. The Group does not consider it controls the products before they are transferred to the customer while it performs some fulfillment activities as the Group bears no physical and general inventory risk and has no discretion in establishing price, so it has determined that revenue from its sales of products under these arrangements are service fees in nature.

The Group provides a variety of e-commerce services including IT solutions, online store operation, digital marketing, customer service and warehousing and fulfillment services which brand partners may elect to use all or some of them that best fit their needs. Each category of the service provided is considered as one performance obligation as they are distinct from each other. Most of the Group's service contracts including multiple performance obligations as they include provision of a combination of various services based on the brand partner's requirements. The Group charges its brand partners a combination of fix fees and/or variable fees based on the value of merchandise sold or other variable factors such as number of orders fulfilled. The transaction price is allocated to each performance obligation using the relative stand-alone selling price. The Group generally determines the stand-alone selling price based on the prices charged to comparable customers or expected cost plus margin.

Revenue generated from IT solutions such as one-time online store design and setup services is recognized at a point in time when the services are rendered while revenue generated from other services are recognized over the period of time during the service term. The Group applies the practical expedient to recognize the services except for one-time online store design and setup services in the amount to which the Group has a right to invoice on a monthly basis with a credit period of one month to four months.

Revenue generated from these service arrangements is recognized on a gross basis and presented as services revenue on the consolidated statements of operations. All the costs that the Group incurs in the provision of the above services are classified as operating expenses on the consolidated statements of operations.

### *Contract balances*

Timing of revenue recognition may differ from the timing of invoicing to customers. Accounts receivable represents amounts invoiced and revenue recognized prior to invoicing when the Group has satisfied its performance obligation and has the unconditional right to payment.

The Group sometimes receives advance payments from consumers before the service is rendered, which is recorded as advance from customers included in the accrued expenses and other current liabilities on the consolidated balance sheet.

### *Practical Expedients and Exemptions*

The Group elects not to disclose the value of unsatisfied performance obligations for (i) contracts with an original expected length of one year or less (ii) contracts for which the Group recognizes revenue at the amount to which it has the right to invoice for services performed and (iii) contracts with variable consideration related to wholly unsatisfied performance obligations.

Please refer to Note 4 of the Consolidated Financial Statements for further discussion on revenue.

### ***(t) Cost of products***

Cost of product consists of the purchase price of products and inbound shipping charges, as well as inventory write-downs. Shipping charges to receive products from the suppliers are included in the inventories, and recognized as cost of products upon sale of the products to the customers. Cost of products does not include other direct costs related to cost of product sales such as shipping and handling expense, payroll and benefits of logistic staff, logistic centers rental expenses and depreciation expenses, etc. Therefore, the Group's cost of products may not be comparable to other companies which include such expenses in their cost of products.

### ***(u) Rebates***

Group periodically receives consideration from certain vendors, representing rebates for products sold or purchased over a period of time. The Group accounts for the rebates received from its vendors as a reduction to the price it pays for the products purchased. Rebates are earned based on reaching minimum sales or purchase thresholds for a specified period. When volume rebates can be reasonably estimated based on the Group's past experiences and current forecasts and purchase volume, a portion of the rebate is recognized as the Group makes progress towards the purchase threshold.

### ***(v) Fulfillment***

Fulfillment costs primarily represent shipping and handling expenses, payment processing and related transaction costs, packaging material costs and those costs incurred in outbound shipping, operating and staffing the Group's fulfillment and customer service center, including costs attributable to buying, receiving, inspecting and warehousing inventories; picking, packaging and preparing customer orders for shipment.

### ***(w) Sales and marketing***

Sales and marketing expenses primarily consist of payroll, bonus and benefits of sales and marketing staff, advertising costs, agency fees and costs for promotional materials. Advertising costs are expensed as incurred.

Advertising and promotion costs in connection with the provision of marketing and promotion services to brand clients consisted of fees the Group paid to third party vendors for advertising and promotion on various online and offline channels. Such costs were included as sales and marketing in the consolidated statements of operations and totaled RMB250,096, RMB362,721 and RMB619,841 for the years ended December 31, 2016, 2017 and 2018, respectively.

### ***(x) Technology and content***

Technology and content expenses consist primarily of technology infrastructure expenses, payroll and related expenses for employees in technology and system department, editorial content, as well as costs associated with the computer, storage and telecommunications infrastructure for internal use.

### ***(y) General and administrative***

General and administrative expenses consist of payroll and related expenses for payroll, bonus and benefit costs for corporate employees, legal, finance, technical consulting, meeting expenses, rental fee and other corporate overhead costs.

### ***(z) Other operating income (expense), net***

Other operating income mainly consists of government subsidies and income derived from American Depositary Receipt ("ADR") arrangements entered into between the Company and an ADR depositary bank ("DB") in May 2015.

Government subsidies consist of cash subsidies received by the Company's subsidiaries in the PRC from local governments. Subsidies received as incentives for conducting business in certain local districts with no performance obligation or other restriction as to the use are recognized when cash is received. Cash subsidies of RMB4,718, RMB10,308 and RMB25,477 were included in other operating income (expenses), net for the years ended December 31, 2016, 2017 and 2018, respectively. Subsidies received with performance obligations are recognized when all the obligations have been fulfilled.

According to the ADR arrangements, the Company will have the right to receive series of reimbursements after the closing of IPO over the five-year term as a return of using DB's services. Total reimbursements are recognized evenly over the contract term as other operating income. For the year ended December 31, 2018, the Group recorded other operating income of RMB2,856.

***(aa) Share-based compensation***

The Company grants share options and restricted share units to eligible employees, management and directors and accounts for these share-based awards in accordance with ASC 718 *Compensation-Stock Compensation*.

Employees' share-based awards are measured at the grant date fair value of the awards and recognized as expenses a) immediately at grant date if no vesting conditions are required; or b) using graded vesting method, net of estimated forfeitures, over the requisite service period, which is the vesting period.

All transactions in which goods or services are received in exchange for equity instruments are accounted for based on the fair value of the consideration received or the fair value of the equity instrument issued, whichever is more reliably measurable.

In determining the fair value of the restricted share units granted, the closing market price of the underlying shares on the grant date is applied.

Forfeitures are estimated at the time of grant and revised in the subsequent periods if actual forfeitures differ from those estimates.

For modification of share-based awards, the Company records the incremental fair value of the modified award as share-based compensation on the date of modification for vested awards or over the remaining vesting period for unvested awards. The incremental compensation is the excess of the fair value of the modified award on the date of modification over the fair value of the original award immediately before the modification.

***(ab) Income tax***

Current income taxes are provided for in accordance with the laws of the relevant taxing authorities. The Group accounts for current income taxes on the basis of net income for financial reporting purposes, adjusted for income and expense items which are not assessable or deductible for income tax purposes, in accordance with the regulations of the relevant tax jurisdictions.

The Group accounts for income taxes using the asset and liability method. Under this method, deferred tax assets and liabilities are determined based on the temporary differences between the financial statements carrying amounts and tax bases of existing assets and liabilities by applying enacted statutory tax rates that will be in effect in the period in which the temporary differences are expected to reverse. Deferred tax assets are reduced by a valuation allowance when, based upon the weight of available evidence, it is more likely than not that some portion or all of the deferred tax assets will not be realized. The effect on deferred taxes of a change in tax rates is recognized in the consolidated statements of operations in the period of change.

The impact of an uncertain income tax position on the income tax return is recognized at the largest amount that is more-likely-than-not to be sustained upon audit by the relevant tax authority. An uncertain income tax position will not be recognized if it has less than a 50% likelihood of being sustained. Interest and penalties on income taxes will be classified as a component of the provisions for income taxes.

***(ac) Operating leases as lessee***

Leases, including leases of offices and warehouses, where substantially all the rewards and risks of ownership of assets remain with the lessor are accounted for as operating leases. Payments made under operating leases are recognized as an expense on a straight-line basis over the lease term. The Group had no capital leases for any of the years stated herein.

***(ad) Comprehensive income***

Comprehensive income is defined to include all changes in equity except those resulting from investments by owners and distributions to owners. For the periods presented, the Group's comprehensive income includes net income and foreign currency translation adjustments and is presented in the consolidated statements of comprehensive income.

**(ae) Earnings per share**

Basic earnings per ordinary share is computed by dividing net income attributable to ordinary shareholders by weighted average number of ordinary shares outstanding during the period.

Diluted earnings per ordinary share reflects the potential dilution that could occur if securities were exercised or converted into ordinary shares. The Group had stock options and non-vested restricted share units, which could potentially dilute basic earnings per share in the future. To calculate the number of shares for diluted income per share the effect of the stock options and non-vested restricted share units is computed using the treasury stock method.

**(af) Segment reporting**

The Group's chief operating decision maker ("CODM") has been identified as the chief executive officer. Prior to 2017, the CODM reviewed results in two segments: (i) the brand E-commerce segment, which provides E-commerce solutions to brand partners and other customers, including IT services, store operations, digital marketing, customer services, warehousing and fulfillment, and (ii) the Maikefeng segment, which operates the retail online platform, Maikefeng. Due to the unsatisfactory operating performance of Maikefeng, the Group scaled down the business operation of Maikefeng in 2017. As a result of significant reduction in business operation of Maikefeng, starting from 2017, the CODM determined to review the consolidated results of the Group as a whole when making decisions about allocating resources and assessing performance of the Group.

**(ag) Recently issued accounting pronouncements**

*New Accounting Pronouncements Recently Adopted*

In November 2016, the FASB issued ASU 2016-18, Statement of Cash Flows, Restricted Cash, which clarifies guidance on the classification and presentation of restricted cash in the statement of cash flows. ASU 2016-18 becomes effective for the Company on January 1, 2018. The adoption of this accounting pronouncement impacts the presentation of restricted cash in the Company's Consolidated Statements of Cash Flows. The new guidance permits early adoption. The Group adopted ASU 2016-18 Statement of Cash Flows: Restricted Cash, starting January 1, 2018 in accordance with the retrospective transition method. According to the ASU amounts generally described as restricted cash should be included with cash and cash equivalents when reconciling the beginning-of-period and end-of-period total amounts shown on the statement of cash flow.

*New Accounting Pronouncements Not Yet Adopted*

In February 2016, the FASB issued ASU 2016-02, Leases (Topic 842), which requires lessees to recognize leases on balance sheet and disclose key information about leasing arrangements. The new standard establishes a right-of-use (ROU) model that requires a lessee to recognize a ROU asset and lease liability on the balance sheet for all leases with terms of longer than 12 months. Leases will be classified as finance or operating, with classification affecting the pattern and classification of expense recognition in the income statement. The standard is effective on January 1, 2019, with early adoption permitted. The Group adopted the new standard on January 1, 2019 and used the effective date as the date of initial application. In July 2018, the FASB issued an update that provided an additional transition option that allows companies to continue applying the guidance under the lease standard in effect at that time in the comparative periods presented in the consolidated financial statements. Companies that elect this option would record a cumulative-effect adjustment to the opening balance of retained earnings on the date of adoption. The Group elected this optional transition method. As of December 31, 2018, the Group has 643,484 of future minimum operating lease commitments that are not currently recognized on its consolidated balance sheets (see Note 17(a)). Therefore, the Group would expect changes to its consolidated balance sheets for the recognition of these and any additional leases entered into in the future upon adoption.

In August 2018, the FASB issued ASU No. 2018-13, Fair Value Measurement (Topic 820): Disclosure Framework—Changes to the Disclosure Requirements for Fair Value Measurement ("ASU 2018-13") which eliminates, adds and modifies certain disclosure requirements for fair value measurements. Under the guidance, public companies will be required to disclose the range and weighted average used to develop significant unobservable inputs for Level 3 fair value measurements. The guidance is effective for all entities for fiscal years beginning after December 15, 2019 and for interim periods within those fiscal years, but entities are permitted to early adopt either the entire standard or only the provisions that eliminate or modify the requirements. The Group does not expect a significant impact on its consolidated financial statements.

In October, 2018, the FASB issued ASU 2018-17, Consolidation (Topic 810), which amends two aspects of the related-party guidance in ASC 810. Specifically, the ASU (1) adds an elective private-company scope exception to the variable interest entity guidance for entities under common control, and (2) amends the guidance for determining whether a decision-making fee is a variable interest. The amendments require organizations to consider indirect interests held through related parties under common control on a proportional basis rather than as the equivalent of a direct interest in its entirety (as currently required in GAAP). Therefore, these amendments likely will result in more decision makers not consolidating VIEs. For entities other than private companies, ASU 2018-17 is effective for fiscal years beginning after December 15, 2019, including interim periods therein. Early adoption is permitted for all entities. The Group does not expect a significant impact on its consolidated financial statements.

### 3. Business Combination

In July 2017, the Group acquired 51% equity interest of an entity that focused on cosmetics E-commerce industry to expand its brand partners. The details of consideration, fair value of assets acquired and liabilities assumed are as follows:

	RMB
Consideration	
<b>Cash</b>	<b>17,850</b>
Noncontrolling interests	17,150
Less: Fair value of current net assets acquired	10,126
Identified intangible assets	15,621
Deferred tax liabilities from intangible assets	(3,905)
Goodwill	<b>13,158</b>

The Group engaged a third-party valuation firm to assist with the valuation of assets acquired and liabilities assumed in this business combination. The excess of the total cash consideration over the fair value of the assets acquired was recorded as goodwill which is not amortized and not tax deductible. The acquisition was not material to the consolidated financial statements for the year ended December 31, 2017, as such proforma results of operations are not presented. Goodwill resulted from this acquisition was assigned to one single reporting unit.

### 4. Revenue

For the years ended December 31, 2016, 2017 and 2018, all of the Group's revenues were generated in the PRC. The disaggregated revenues by types and the timing of transfer of goods or services were as follows:

#### Disaggregation of revenues

	For Year Ended December 31,		
	2016	2017	2018
	RMB	RMB	RMB
Product sales	2,176,447	2,257,632	2,516,862
Service			
- online store operations, digital marketing, customer service, warehousing and fulfillment and IT maintenance service which revenues are recognized over time	1,205,462	1,863,446	2,835,206
- one-time online store design and setup services which revenue is recognized at point of time	8,366	27,730	40,969
Total revenue	<b>3,390,275</b>	<b>4,148,808</b>	<b>5,393,037</b>

#### Contract Liability

The movement of the advances from for the years ended December 31, 2017 and 2018 were as follows:

	Advances from Customers
Opening Balance as of January 1, 2017	22,682
Increase/(decrease), net	2,466
Ending Balance as of December 31, 2017	25,148
Increase/(decrease), net	(6,760)
Ending Balance as of December 31, 2018	18,388

Revenue amounted RMB22,682 and RMB25,148 were recognized in the years ended December 31, 2017 and 2018, respectively that were included in the balance of advance from customers at the beginning of the each year.



## 5. Accounts receivable, net

Accounts receivable, net, consists of the following:

	As of December 31,	
	2017	2018
	RMB	RMB
Accounts receivable	1,087,327	1,549,398
Allowance for doubtful accounts:		
Balance at beginning of the year	(1,180)	(1,658)
Additions	(1,485)	(159)
Write-offs	1,007	50
Balance at end of the year	(1,658)	(1,767)
Accounts receivable, net	<u>1,085,669</u>	<u>1,547,631</u>

## 6. Inventories

Inventories consist of the following:

	As of December 31,	
	2017	2018
	RMB	RMB
Products	375,024	650,271
Packing materials and others	7,004	77
Inventories	<u>382,028</u>	<u>650,348</u>

Inventories write-downs are recorded in cost of products in the consolidated statements of operations, which were RMB38,759, RMB42,313 and RMB38,725 for the years ended December 31, 2016, 2017 and 2018, respectively.

## 7. Prepayments and other current assets

Prepayments and other current assets consist of the following:

	As of December 31,	
	2017	2018
	RMB	RMB
Rebate <sup>(1)</sup>	165,220	197,178
Deposits <sup>(2)</sup>	6,322	12,155
Value-added tax ("VAT") recoverable	-	26,747
Employee advances <sup>(3)</sup>	748	3,608
Prepaid expenses	17,106	31,559
Interest receivables	8,620	3,399
Receivable from disposal of equity investees	7,608	-
Others	9,012	11,503
Prepayment and other current assets	<u>214,636</u>	<u>286,149</u>

(1) Rebate represents amounts payable earned and receivable from suppliers upon reaching minimum purchase thresholds for a specified period. The rebates can be used to offset future purchases with the same supplier.

(2) Deposits represent rental deposits and deposits paid to third-party vendors.

(3) Employee advances represent cash advanced to online store managers for store daily operation, such as online store promotion activities.

## 8. Property and equipment, net

Property and equipment, net, consists of the following:

	As of December 31,	
	2017	2018
	RMB	RMB
Electronic devices	79,729	130,725
Vehicle	4,872	4,872
Furniture and office equipment	15,078	20,760
Leasehold improvement	106,367	168,899
Machinery	17,684	17,684
Buildings	196,477	198,264
Total	420,207	541,204
Accumulated depreciation and amortization	(89,283)	(138,464)
Property and equipment, net	330,924	402,740

Depreciation and amortization expenses were RMB26,659, RMB37,436 and RMB51,669 for the years ended December 31, 2016, 2017 and 2018, respectively.

## 9. Intangible assets, Net

Intangible assets, net, consist of the following:

	As of December 31,	
	2017	2018
	RMB	RMB
Internally developed software	85,928	171,801
Trademark	841	692
Supplier relationship	15,620	15,620
Accumulated amortization	(36,239)	(55,720)
Intangible assets, net	66,150	132,393

Amortization expenses for intangible assets were RMB9,221, RMB12,837 and RMB19,481 for the years ended December 31, 2016, 2017 and 2018, respectively. Estimated amortization expenses of the existing intangible assets for the next five years are RMB44,938, RMB42,382, RMB33,445, RMB4,340 and RMB1,626.

## 10. Investments in equity investees

### (a) Investments in equity method investee

In July 2016, the Group entered into a joint venture agreement to establish an E-commerce joint venture with CJ O Shopping. Baozun holds 51% shares and CJ O Shopping holds 49% shares. The management considers Baozun has the controlling financial interest over Baozun CJ, and accounted for Baozun CJ as a consolidating subsidiary upon establishment.

In December 2016, pursuant to the amended Articles of Association, significant operational matters require agreement from CJ O Shopping. As such, the Group no longer has control over Baozun CJ and therefore deconsolidated the entity, and accounted for its investment in Baozun CJ using the equity method to accounting. No gain/loss was recognized upon deconsolidation. Share of loss in equity method investment of RMB1,265 and RMB2,175 was recognized for the year ended December 31, 2017 and 2018, respectively.

In January 2018, the Group invested RMB13,328 to establish an E-commerce joint venture with Beijing Pengtai Interactive Advertising Co., Ltd. (“Beijing Pengtai”) through a joint venture agreement. Baozun holds 49% shares and Beijing Pengtai holds 51% shares. Share of income in equity method investment of RMB1,229 was recognized for the year ended December 31, 2018.

In July 2018, the Group entered into a joint venture agreement to establish an E-commerce joint venture with FRAG COMERCIO International SL (“FRAG”), each of which holds 50% shares with a total consideration of RMB500. Share of loss in equity method investment of RMB50 was recognized for the year ended December 31, 2018.

**(b) Investments in equity securities without readily determinable fair values**

As of December 31, 2017 and 2018, investments in equity securities without readily determinable fair value were RMB12,146 and RMB9,020, respectively. As of December 31, 2018, the Group had equity investments in four private companies that operate in the online tool development and marketplace business and provide automobile performance solution and digital marketing solution. As of December 31, 2018, there have been no adjustments for price changes to our equity investments without readily determinable fair values.

The Group is required to perform an impairment assessment of its investments whenever events or changes in business circumstances indicate that the carrying value of the investment may not be fully recoverable. An impairment loss is recorded when there has been a loss in value of the investment that is other than temporary. Based on the assessment, the Group concluded that certain investment should be fully impaired as the operations are no longer viable. The cost of RMB7,497 and a loan to another fully impaired investee together with respective interest income of RMB1,524 have been fully impaired, results in a total impairment of RMB9,021 for the year ended December 31, 2018. Impairment of nil and RMB6,227 was recognized for the year ended December 31, 2016 and 2017, respectively.

**11. Short-term and long-term loan**

The short-term and long-term loan as of December 31, 2017 and 2018 were as follows:

	<b>As of December 31,</b>	
	<b>2017</b>	<b>2018</b>
	<b>RMB</b>	<b>RMB</b>
<i>Short-term loan</i>		
Short-term bank borrowings	172,000	436,200
<i>Long-term loan</i>		
Long-term bank borrowings	-	68,753

In 2017 and 2018, the Group entered one-year credit facilities with several Chinese Commercial Banks that provide for revolving line of credit for the Group. Under such credit facilities, the Group can borrow up to RMB735,100 and RMB1,170,000 respectively which can only be used to maintain daily operation. As of December 31, 2017, the Group drawn short-term bank borrowings from the credit facilities in amount of RMB172,000. As of December 31, 2018, the Group drawn short-term bank borrowings from the credit facilities in amount of RMB436,200 with a cash deposit of RMB3,600 pledged at the weighted average interest rate of 4.75% per annum.

As of December 31, 2017, credit facilities in amount of RMB83,115 was used to issue the letters of guarantee with an aggregate maximum of RMB116,563 and RMB33,600 was used to issue notes payable with an aggregate maximum of RMB48,000. As such, RMB446,384 was available for future borrowing at the end of 2017. The credit facilities will expire during the period from January to October 2018.

As of December 31, 2018, credit facilities in amount of RMB138,847 was used to issue the letters of guarantee with an aggregate maximum of RMB167,104 and RMB18,739 was used to issue notes payable with an aggregate maximum of RMB26,770. As such, RMB579,814 was available for future borrowing at the end of 2018. The credit facilities will expire during the period from March 2019 to December 2020.

In January 2018, the Group entered into a three-year bank loan contract under which the Group can borrow up to US\$ 50,000 by December 2020 and the actual draw down amount is subject to the deposit pledged. As of December 31, 2018, the Group has drawn down US\$10,000 with the deposit pledged of US\$10,100 and the interest rate is based on the three-month Libor on draw-down date plus 1.1%.

Interest expenses were RMB13,058 and RMB4,252 for the years ended December 31, 2018 and 2017, respectively.

## 12. Accrued expenses and other current liabilities

Accrued expenses and other current liabilities consist of the following:

	As of December 31,	
	2017	2018
	RMB	RMB
Logistics expenses accruals	157,777	102,717
Advances from customers	25,148	18,388
Outsourced labor cost payable	31,987	47,154
Salary and welfare payable	46,362	77,172
Professional fee accruals	6,117	7,461
Marketing expenses accruals	16,363	42,689
Other tax payable	12,425	8,189
Receipt on behalf of merchants on Maikefeng marketplace <sup>(1)</sup>	1,951	-
Sales return accrual	2,934	3,733
Others	13,806	15,165
Accrued expenses and other current liabilities	<u>314,870</u>	<u>322,668</u>

(1) Receipt on behalf of merchants on Maikefeng marketplace represents amount received from end customers on behalf of and payable to merchants on Maikefeng marketplace.

## 13. Income tax

Under the current laws of the Cayman Islands, the Company incorporated in the Cayman Islands is not subject to tax on income or capital gain. Additionally, the Cayman Islands does not impose a withholding tax on payments of dividends to shareholders.

Under the current Hong Kong Inland Revenue Ordinance, the Group's subsidiaries domiciled in Hong Kong are subject to 16.5% Hong Kong profit tax on their taxable income generated from operations in Hong Kong. Additionally, payments of dividends by the subsidiaries incorporated in Hong Kong to the Company are not subject to any Hong Kong withholding tax.

Under the Law of the People's Republic of China on Enterprise Income Tax ("EIT Law"), the Group's subsidiaries and VIE domiciled in the PRC are subject to 25% statutory rate. According to Guoshuihan 2009 No. 203, if an entity is certified as an "Advanced and New Technology Enterprise," it is entitled to a preferential income tax rate of 15%. VIE obtained the certificate of "Advanced and New Technology Enterprise" in 2017 and the provision for PRC corporate income tax for VIE is calculated by applying the income tax rate of 15% for the year ended December 31, 2017 and 2018. A subsidiary obtained the certificate of "Advanced and New Technology Enterprise" in 2018 and the provision for PRC corporate income tax for the subsidiary is calculated by applying the income tax rate of 15% for the year ended December 31, 2018.

The current and deferred portion of income tax expenses included in the consolidated statements of operations, which were substantially attributable to the Group's PRC subsidiaries are as follows:

	For Year Ended December 31,		
	2016	2017	2018
	RMB	RMB	RMB
Current tax	15,348	57,642	87,897
Deferred tax	1,483	(3,391)	(22,944)
Income tax expense	<u>16,831</u>	<u>54,251</u>	<u>64,953</u>

Reconciliation of the differences between the PRC statutory income tax rate and the Group's effective income tax rate for the years ended December 31, 2016, 2017 and 2018 are as follows:

	<b>For Year Ended December 31,</b>		
	<b>2016</b>	<b>2017</b>	<b>2018</b>
	<b>RMB</b>	<b>RMB</b>	<b>RMB</b>
Statutory income tax rate	25.00%	25.00%	25.00%
Share-based compensation	8.36%	5.50%	5.65%
Effect on tax rates in different tax jurisdiction	(1.01)%	(1.91)%	(1.62)%
Effect of preferential tax rate on assessable profits/losses of subsidiary incorporated in the PRC	-%	(2.24)%	2.72%
Tax incentives relating to research and development expenditure	(8.87)%	(5.16)%	(12.45)%
Other non-deductible expenses	0.78%	0.09%	0.05%
Changes in valuation allowance	(7.80)%	(0.78)%	-%
<b>Effective income tax rate</b>	<b>16.46%</b>	<b>20.50%</b>	<b>19.35%</b>

The principal components of the deferred tax assets and liabilities are as follows:

	<b>As of December 31,</b>	
	<b>2017</b>	<b>2018</b>
	<b>RMB</b>	<b>RMB</b>
<b>Deferred tax assets:</b>		
Logistics expenses accruals	511	540
Inventory write-down	7,889	10,904
Allowance for other investments	1,557	1,557
Promotion expenses accruals	1,628	253
Salary and welfare payable	447	3,678
Professional fee accruals	1,202	1,289
Marketing expenses accruals	1,265	815
Allowance for doubtful accounts	368	379
Other accruals	1,153	2,108
Net operating loss carry forward	5,833	22,872
<b>Less: valuation allowance</b>	<b>(6,325)</b>	<b>(6,314)</b>
<b>Deferred tax assets, net</b>	<b>15,528</b>	<b>38,081</b>
<b>Deferred tax liabilities:</b>		
Identifiable intangible assets	(3,710)	(3,319)
<b>Deferred tax liabilities</b>	<b>(3,710)</b>	<b>(3,319)</b>

The Group considers positive and negative evidence to determine whether some portion or all of the deferred tax assets will be more likely than not realized. This assessment considers, among other matters, the nature, frequency and severity of recent losses and forecasts of future profitability. These assumptions require significant judgment and the forecasts of future taxable income are consistent with the plans and estimates the Group is using to manage the underlying businesses. Valuation allowances are established for deferred tax assets based on a more likely than not threshold. The Group's ability to realize deferred tax assets depends on its ability to generate sufficient taxable income within the carry forward periods provided for in the tax law. The Group has provided a valuation allowance for the deferred tax assets relating to the future benefit of net operating loss carry forwards and other deferred tax assets of certain subsidiaries as of December 31, 2017 and 2018, respectively, as management is not able to conclude that the future realization of some of those net operating loss carry forwards and other deferred tax assets are more likely than not. The amount of tax loss carried forward was RMB23,857 and RMB145,766 of December 31, 2017 and 2018, respectively, for the Group's certain subsidiaries.

Movement of the valuation allowance is as follows:

	<b>For Year Ended December 31,</b>	
	<b>2017</b>	<b>2018</b>
	<b>RMB</b>	<b>RMB</b>
Balance as of January 1	8,397	6,325
Reversals	(2,072)	(11)
Balance as of December 31	<u>6,325</u>	<u>6,314</u>

Uncertainties exist with respect to how the current income tax law in the PRC applies to the Group's overall operations, and more specifically, with regard to tax residency status. The EIT Law includes a provision specifying that legal entities organized outside of the PRC will be considered residents for Chinese income tax purposes if the place of effective management or control is within the PRC. The implementation rules to the EIT Law provide that non-resident legal entities will be considered PRC residents if substantial and overall management and control over the manufacturing and business operations, personnel, accounting and properties, occurs within the PRC. Despite the present uncertainties resulting from the limited PRC tax guidance on the issue, the Group does not believe that the legal entities organized outside of the PRC within the Group should be treated as residents for EIT Law purposes. If the PRC tax authorities subsequently determine that the Company and its subsidiaries registered outside the PRC should be deemed resident enterprises, the Company and its subsidiaries registered outside the PRC will be subject to the PRC income taxes, at a rate of 25%. The Group is not subject to any other uncertain tax position.

As of December 31, 2017 and December 31, 2018, retained earnings of Company's subsidiaries and VIE located in PRC is RMB238,137 and RMB508,746. The Company's PRC subsidiaries' retained earnings have been and would be permanently reinvested to the PRC subsidiaries. Therefore, no deferred tax liability upon dividend withholding tax was accrued.

Under applicable accounting principles, a deferred tax liability should be recorded for taxable temporary differences attributable to the excess of financial reporting basis over tax basis in a domestic subsidiary. However, recognition is not required in situations where the tax law provides a means by which the reported amount of that investment can be recovered tax free and the enterprise expects that it will ultimately use that means. The Group completed its feasibility analysis on a method, which the Group will ultimately execute if necessary to repatriate the undistributed earnings of the VIE without significant tax costs. As such, the Group does not accrue deferred tax liabilities on the earnings of the VIE given that the Group will ultimately use the means.

#### **14. Ordinary Shares**

In November 2015, the Board of Directors of approved the Company to repurchase up to US\$10,000 worth of its own outstanding American depositary shares over the course of the next 12 months from November 2015. The Company's proposed repurchases may be made from time to time on the open market at prevailing market prices, in privately negotiated transactions, in block trades and/or through other legally permissible means, depending on market conditions and in accordance with applicable rules and regulations. The Board of Directors of the Company reviewed the share repurchase program periodically, and authorized adjustment of its terms and size. The Company funded repurchases made under this program from its available cash balance. For the years ended December 31, 2016, the Company repurchased 3,603,642 Class A ordinary shares from the open market, respectively.

Upon the follow-on public offering in December 2016, the Company issued 9,000,000 Class A ordinary shares.

For the years ended December 31, 2018 and 2017, 6,423,214 and 6,713,415 share options were exercised to Class A ordinary shares.

## 15. Net income per share

Basic and diluted net income per share for each of the years presented are calculated as follows:

	<b>For Year Ended December 31,</b>		
	<b>2016</b>	<b>2017</b>	<b>2018</b>
	<b>RMB</b>	<b>RMB</b>	<b>RMB</b>
<b>Numerator:</b>			
Net income	85,424	209,130	269,771
Net (income) loss attributable to noncontrolling interests	1,209	(264)	(59)
Net income attributable to ordinary shareholders of Baozun Inc.	<u>86,633</u>	<u>208,866</u>	<u>269,712</u>
Net income per share attributable to ordinary shareholders of Baozun Inc.			
Basic	0.58	1.29	1.59
Diluted	0.53	1.19	1.50
Net income per ADS (1 ADS represents 3 Class A ordinary shares) attributable to ordinary shareholders of Baozun Inc.			
Basic	1.74	3.87	4.76
Diluted	1.59	3.56	4.51
<b>Shares (Denominator):</b>			
Weighted average number of ordinary shares			
Basic	149,935,100	162,113,815	169,884,906
Diluted	<u>163,926,674</u>	<u>176,115,049</u>	<u>179,327,029</u>

For the year ended December 31, 2016, 2017 and 2018, the Group had 2,802,810, 542,953 and 471,648 outstanding share options and restricted shares respectively, which were excluded from the computation of diluted earnings per share as their effects would have been anti-dilutive.

## 16. Related party transactions

The table below sets forth the major related parties and their relationships with the Group as of December 31, 2018:

<u>Name of related parties</u>	<u>Relationship with the Group</u>
Alibaba Group Holding Limited ("Alibaba Group")	Parent company of Alibaba, one of the Group's ordinary shareholders
Ahead (Shanghai) Trade Co., Ltd. ("Ahead")	Subsidiary of Softbank, one of the Group's ordinary shareholders
Shanghai Baozun-CJ E-commerce Co., Ltd. ("BCJ")	Equity method investee of the Group
Beijing Pengtai Baozun E-commerce Co., Ltd. ("Pengtai")	Equity method investee of the Group
Shanghai Misako E-commerce Limited ("Misako")	Equity method investee of the Group

(a) The Group entered into the following transactions with its related parties:

	<b>For Year Ended December 31,</b>		
	<b>2016</b>	<b>2017</b>	<b>2018</b>
	<b>RMB</b>	<b>RMB</b>	<b>RMB</b>
Marketing and platform service fees paid to Alibaba Group	246,136	351,482	518,299
Logistic service fees paid to Alibaba Group	-	13,052	79,182
Warehousing service revenue generated from Alibaba Group	-	5,105	23,698
Store operation service revenue generated from Ahead	3,606	117	10
Commission fee paid to Ahead	4,285	1,591	666
Logistic service revenue from BCJ	-	-	3,157
Purchase of goods from Pengtai	-	-	13,994
Store operation service revenue generated from Misako	-	-	68

(b) The Group had the following balances with its related parties:

	<b>As of December 31,</b>	
	<b>2017</b>	<b>2018</b>
	<b>RMB</b>	<b>RMB</b>
Amounts due from Alibaba Group	17,611	19,571
Amounts due from Ahead	66,633	11,058
Amounts due from BCJ	4,551	1,573
Amounts due from Misako	-	68
Amounts due to Pengtai	-	13,994

Amounts due from Alibaba Group consisted of receivables of RMB17,611 and RMB19,571 to be collected from Alibaba Group for deposits paid, promotion services and warehousing services provided by the Group as of December 31, 2017 and 2018, respectively.

Amounts due from Ahead consisted of receivables from Ahead for amounts collected by Ahead on behalf of the Group. The Group entered into agency agreements with Ahead, under which Ahead is designated by the Group to collect payment for its service to certain brand partners. In connection with the agency agreements, amounts to be collected by Ahead on behalf of the Group as of December 31, 2017 and 2018 were RMB66,633 and RMB11,058, respectively.

Amounts due from BCJ consisted of receivables of RMB4,551 and RMB1,573 to be collected from BCJ for daily operation payment on behalf of BCJ and logistic services provided by the Group as of December 31, 2017 and 2018, respectively.

Amounts due from Misako consisted of receivables of RMB68 to be collected from Misako for store operation services provided by the Group as of December 31, 2018.

Amounts due to Pengtai consisted of payables of RMB13,994 for products purchased by the Group as of December 31, 2018.

## 17. Commitments

### (a) Operating Lease Commitment

The Group leases office space, service center and warehouses under non-cancellable operating lease agreements that expire at various dates through December 2026. During the three years ended December 31, 2016, 2017 and 2018, the Group incurred rental expenses amounting to RMB71,127, RMB105,126 and RMB141,993, respectively.

As of December 31, 2018, minimum lease payments under all non-cancellable leases were as follows:

	<b>Year ended December 31, 2018 RMB</b>
2019	161,402
2020	139,306
2021	102,574
2022	100,001
2023 and after	140,201
<b>Total lease commitment</b>	<b>643,484</b>



**(b) Other Commitment**

In 2017, the Group entered into a license agreement with a brand partner to obtain the right and obligation to distribute, sell, advertise and promote specific products of the brand. The future aggregate minimum payments under the license agreement are as follows:

	<b>Year ended</b> <b>December 31, 2018</b>
	<b>RMB</b>
2019	25,912
2020	37,524
2021	55,160
2022	81,051
2023 and after	295,687
<b>Total other commitment</b>	<b>495,334</b>

**18. Share-Based Compensation**

***Share incentive plan***

On January 28, 2010, Shanghai Baozun's board of directors approved the Share Incentive Plan of Shanghai Baozun (the "Shanghai Baozun Plan"), which allows Shanghai Baozun to offer a variety of share-based incentive awards to employees, officers, directors and individual consultants. In conjunction with the Redomiciliation in 2014, the Group adopted the 2014 Share Incentive Plan ("2014 Plan") to replace Shanghai Baozun Plan. The board of directors have authorized issuance of up to 20,331,467 shares. The term of the option shall not exceed ten years from the date of grant. The awards granted and outstanding under the Shanghai Baozun Plan will survive and remain effective and binding under the 2014 Plan.

On May 5, 2015, the Board of Directors of the Company approved 2015 Share Incentive Plan ("2015 Plan"). The Board of Directors has authorized the issuance of up to 4,400,000 shares initially. In July 2016, the Group made amendment to the 2015 plan that if on December 31 of each year beginning in 2016, the unissued shares reserved under the 2015 Plan account for less than 1.5% of the then total issued and outstanding shares on an as-converted basis, then on the first day of the next calendar year, the number of shares reserved for future issuances under the 2015 Plan shall be automatically increased to 1.5% of the then total issued and outstanding shares. The shares that may be issued pursuant to the awards under the 2015 Plan are Class A ordinary shares. The term of the option under 2015 Plan shall not exceed ten years from the date of grant.

On March 3, 2016, the exercise price of 2,098,111 outstanding options, previously granted from February 6, 2015 to August 14, 2015, held by 38 employees were reduced from US\$2.87 and US\$1.5 to US\$1.5 and US\$0.0001 respectively, with other terms unchanged. In connection with the above modifications, incremental compensation cost was measured as the excess of the fair value of the modified options over the fair value of the original options immediately before their terms were modified, measured based on the share price and other pertinent factors at the modification date. The total incremental cost associated with the modification was RMB3,432, of which RMB956 was recognized immediately for the options vested prior to the date of the modification and the remaining share-based compensation charges of RMB2,476 will be recognized over a weighted-average period of 2.89 years.

On February 23, 2017, the exercise price of 1,306,743 outstanding options, previously granted on February 6, 2015, held by 6 employees were reduced from US\$1.5 to US\$0.0001 respectively, with other terms unchanged. In connection with the above modifications, incremental compensation cost was measured as the excess of the fair value of the modified options over the fair value of the original options immediately before their terms were modified, measured based on the share price and other pertinent factors at the modification date. The total incremental cost associated with the modification was RMB12,347, of which RMB6,321 was recognized immediately for the options vested prior to the date of the modification and the remaining share-based compensation charges of RMB6,026 will be recognized over a weighted-average period of 1.95 years.

No more share option was granted during the years ended December 31, 2016, 2017 and 2018.

### Share options

A summary of option activity during the years ended December 31, 2016, 2017 and 2018 is presented below:

	<u>Number of Options</u>	<u>Weighted Average Exercise Price RMB</u>	<u>Weighted Average Remaining Contractual Term</u>	<u>Aggregate Intrinsic Value of Options RMB</u>
Outstanding, as of January 1, 2016	16,574,854	3.5	8.0	-
Granted	-			
Forfeited	(1,118,589)			
Expired	(59,813)			
Exercised	<u>(2,544,255)</u>			50,199
Outstanding, as of December 31, 2016	<u>12,852,197</u>	2.2	7.2	-
Granted	-			
Forfeited	(148,965)			
Expired	-			
Exercised	<u>(5,126,034)</u>			269,696
Outstanding, as of December 31, 2017	<u>7,577,198</u>	1.1	6.3	-
Granted	-			
Forfeited	(278,165)			
Expired	-			
Exercised	<u>(4,278,483)</u>			476,741
Outstanding, as of December 31, 2018	<u>3,020,550</u>	1.0	5.6	
Vested and expected to vest as of December 31, 2018	2,978,154	0.9	5.6	196,655
Exercisable as of December 31, 2018	2,553,542	0.6	5.5	169,475

The weighted-average grant-date fair value of the options granted in 2014 and 2015 were RMB13.32 and RMB13.43 per share.

As of December 31, 2018, there was RMB1,609 of total unrecognized compensation expense related to unvested share options. That cost is expected to be recognized over a weighted-average period of 0.2 years.

### Restricted share units

Under the 2015 Plan, the Group granted 1,548,747 and 1,186,014 restricted share units to certain employees and senior management in 2017 and 2018 and vest over 1 to 4 years. A summary of the restricted share units activities under the 2015 Plan during the years ended December 31, 2018 is presented below:

	Number of restricted share units	Weighted-Average Grant-Date Fair Value RMB
Outstanding, as of December 31, 2017	6,154,619	24.91
Granted	1,186,014	82.15
Vested	(2,144,731)	18.65
Forfeited	(724,086)	
Outstanding, as of December 31, 2018	<u>4,471,816</u>	40.09

As of December 31, 2018, there was RMB125,045 in unrecognized compensation costs, net of estimated forfeitures, related to unvested restricted share units, which is expected to be recognized over a weighted-average period of 2.69 years.

The Group recorded compensation expense of RMB34,185, RMB58,231 and RMB75,862 for both share options and restricted share units for the years ended December 31, 2016, 2017 and 2018, respectively, which were classified in the accompanying consolidated statements of operations as follows:

	For Year Ended December 31,		
	2016 RMB	2017 RMB	2018 RMB
Fulfillment	1,755	2,904	5,831
Sales and marketing	13,370	20,363	28,346
Technology and content	7,875	13,822	13,445
General and administrative	11,185	21,142	28,240
	<u>34,185</u>	<u>58,231</u>	<u>75,862</u>

## 19. Employee Benefit Plans

The Group's PRC subsidiaries are required by law to contribute a certain percentages of applicable salaries for retirement benefits, medical insurance benefits, housing funds, unemployment and other statutory benefits. The PRC government is directly responsible for the payments of such benefits. The Group contributed RMB60,134, RMB92,138 and RMB156,154 for the years ended December 31, 2016, 2017 and 2018, respectively, for such benefits.

## 20. Segment Information

The Group's chief operating decision maker ("CODM") has been identified as the chief executive officer. Prior to 2017, the CODM reviewed results in two segments: (i) the brand e-commerce segment, which provides ecommerce solutions to brand partners and other customers, including IT services, store operations, digital marketing, customer services, warehousing and fulfillment, and (ii) the Maikefeng segment, which operates the retail online platform, Maikefeng. Due to the unsatisfactory operating performance of Maikefeng, the Group scaled down the business operation of Maikefeng and is in the process of selling of Maikefeng's inventory in 2017. As a result of the reduction of Maikefeng's operations, starting from 2017, the CODM reviews the consolidated results of the Group as a whole when making decisions about allocating resources and assessing performance of the Group. Given this change in the composition of the Group's reportable segments, prior year segment information was restated and thus no segment information was presented for 2016.

The Group mainly operates in the PRC and most of the Group's long-lived assets are located in the PRC. Most of the Group's revenues are derived from the PRC.

## 21. Restricted Net Assets

Pursuant to the laws applicable to the PRC's Foreign Investment Enterprises and local enterprises, The Company's entities in the PRC must make appropriation from after-tax profit to non-distributable reserve funds as determined by the Board of Directors of the Company.

The Company's subsidiaries and VIE, in accordance with the China Company Laws, must make appropriation from its after-tax profit (as determined under PRC GAAP) to non-distributable reserve funds including (i) statutory surplus fund, (ii) statutory public welfare fund and (iii) discretionary surplus fund. Statutory surplus fund is at least 10% of the after-tax profit as determined under PRC GAAP until such reserve has reached 50% of the registered capital of the respective company. Appropriation of the statutory public welfare fund and discretionary surplus fund are made at the discretion of the Company.

The appropriation to these reserves by the Group's PRC entities were RMB4,121, RMB8,656 and RMB18,183 for the years ended December 31, 2016, 2017 and 2018. The accumulated reserves as of December 31, 2016, 2017 and 2018 were RMB6,369, RMB15,025 and RMB33,208 respectively.

As a result of these PRC laws and regulations and the requirement that distributions by PRC entities can only be paid out of distributable profits computed in accordance with PRC GAAP, the PRC entities are restricted from transferring a portion of their net assets to the Group. Amounts restricted include paid-in capital and the statutory reserves of the Company's PRC subsidiaries and VIE. As of December 31, 2018, the aggregate amounts of capital and statutory reserves restricted which represented the amount of net assets of the relevant subsidiaries and VIE in the Group not available for distribution was RMB719,063.

ADDITIONAL FINANCIAL INFORMATION OF PARENT COMPANY - FINANCIAL STATEMENTS SCHEDULE I

BAOZUN INC.

FINANCIAL INFORMATION OF PARENT COMPANY

CONDENSED BALANCE SHEETS

(All amounts in thousands, except for share and per share data)

	As of December 31,		
	2017	2018	
	RMB	RMB	US\$ Note 3
<b>ASSETS</b>			
<b>Current assets:</b>			
Cash and cash equivalents	313,138	67,513	9,819
Prepayments and other current assets	5,434	1,047	152
Amounts due from subsidiaries and VIE	859,678	1,069,402	155,539
<b>Total current assets</b>	<b>1,178,250</b>	<b>1,137,962</b>	<b>165,510</b>
Investments in subsidiaries and VIE	630,442	1,040,658	151,357
Equity investment without readily determinable fair value	6,682	-	-
<b>TOTAL ASSETS</b>	<b>1,815,374</b>	<b>2,178,620</b>	<b>316,867</b>
<b>LIABILITIES</b>			
<b>Current liabilities:</b>			
Other current liabilities	6,351	1,077	157
<b>Total current liabilities</b>	<b>6,351</b>	<b>1,077</b>	<b>157</b>
<b>TOTAL LIABILITIES</b>	<b>6,351</b>	<b>1,077</b>	<b>157</b>
<b>SHAREHOLDERS' EQUITY</b>			
Class A ordinary shares (US\$0.0001 par value; 470,000,000 shares authorized, 152,824,659 and 159,247,873 shares issued and outstanding as of December 31, 2017 and 2018, respectively)	95	98	14
Class B ordinary shares (US\$0.0001 par value; 30,000,000 shares authorized, 13,300,738 shares issued and outstanding as of December 31, 2017 and 2018, respectively)	8	8	1
Additional paid-in capital	1,823,925	1,903,503	276,853
Retained earnings/ (Accumulated deficit)	(25,000)	244,712	35,592
Accumulated other comprehensive income	9,995	29,222	4,250
<b>Total shareholders' equity</b>	<b>1,809,023</b>	<b>2,177,543</b>	<b>316,710</b>
<b>TOTAL LIABILITIES AND SHAREHOLDERS' EQUITY</b>	<b>1,815,374</b>	<b>2,178,620</b>	<b>316,867</b>

ADDITIONAL FINANCIAL INFORMATION OF PARENT COMPANY - FINANCIAL STATEMENTS SCHEDULE I

BAOZUN INC.

FINANCIAL INFORMATION OF PARENT COMPANY

CONDENSED STATEMENTS OF OPERATIONS AND COMPREHENSIVE INCOME

(All amounts in thousands, except for share and per share data)

	For year ended December 31,			
	2016	2017	2018	
	RMB	RMB	RMB	US\$ Note 3
<b>Operating expenses:</b>				
General and administrative	(6,129)	(6,075)	(8,422)	(1,225)
Other operating income	2,446	2,492	2,837	413
<b>Total operating expenses</b>	<u>(3,683)</u>	<u>(3,583)</u>	<u>(5,585)</u>	<u>(812)</u>
<b>Loss from operations</b>	<u>(3,683)</u>	<u>(3,583)</u>	<u>(5,585)</u>	<u>(812)</u>
Interest income	3,358	7,187	3,072	446
Impairment loss of investments	-	-	(7,497)	(1,090)
Exchange gain (loss)	7	47	(113)	(17)
Equity in income of subsidiaries and VIE	86,951	205,215	279,835	40,700
<b>Net income</b>	<u>86,633</u>	<u>208,866</u>	<u>269,712</u>	<u>39,227</u>
Foreign currency translation adjustment	25,136	(34,353)	19,227	2,796
<b>Comprehensive income</b>	<u>111,769</u>	<u>174,513</u>	<u>288,939</u>	<u>42,023</u>

ADDITIONAL FINANCIAL INFORMATION OF PARENT COMPANY - FINANCIAL STATEMENTS SCHEDULE I

BAOZUN INC.

FINANCIAL INFORMATION OF PARENT COMPANY

CONDENSED STATEMENTS OF CASH FLOWS

(All amounts in thousands, except for share and per share data)

	For year ended December 31,			
	2016	2017	2018	
	RMB	RMB	RMB	US\$ Note 3
<b>Cash flows from operating activities:</b>				
Net income	86,633	208,866	269,712	39,227
Adjustments to reconcile net income to net cash provided by (used in) operating activities:				
Impairment loss of investments	-	-	7,497	1,090
Exchange (gain) loss	(7)	(47)	113	17
Equity in income of subsidiaries and VIE	(86,951)	(205,215)	(279,835)	(40,700)
Changes in other current liabilities	(6,394)	3,580	(5,274)	(767)
Net cash provided by (used in) operating activities	(6,719)	7,184	(7,787)	(1,133)
<b>Cash flows from investing activities:</b>				
Advances to subsidiaries and VIE	(14,879)	(79,916)	(209,724)	(30,503)
Investments in subsidiaries	14,139	(41,853)	(54,518)	(7,930)
Net cash used in investing activities	(740)	(121,769)	(264,242)	(38,433)
<b>Cash flows from financing activities:</b>				
Proceeds from issuance of ordinary shares upon public offering, net	238,034	-	-	-
Proceeds from exercises of share options	3,943	4,270	3,718	541
Payment for ordinary shares repurchase	(45,321)	-	-	-
Net cash provided by financing activities	196,656	4,270	3,718	541
Net increase (decrease) in cash and cash equivalents	189,197	(110,315)	(268,311)	(39,025)
Cash and cash equivalents, beginning of year	254,213	460,670	313,138	45,544
Effect of exchange rate changes on cash and cash equivalents	17,260	(37,217)	22,686	3,300
Cash and cash equivalents, end of year	460,670	313,138	67,513	9,819

ADDITIONAL FINANCIAL INFORMATION OF PARENT COMPANY - FINANCIAL STATEMENTS SCHEDULE I

BAOZUN INC.

FINANCIAL INFORMATION OF PARENT COMPANY

NOTES TO SCHEDULE I

- 1) Schedule I has been provided pursuant to the requirements of *Rule 12-04(a)* and *5-04(c)* of *Regulation S-X*, which require condensed financial information as to the financial position, changes in financial position and results of operations of a parent company as of the same dates and for the same periods for which audited consolidated financial statements have been presented when the restricted net assets of consolidated subsidiaries exceed 25 percent of consolidated net assets as of the end of the most recently completed fiscal year.
- 2) The condensed financial information has been prepared using the same accounting policies as set out in the consolidated financial statements except that the equity method has been used to account for investments in its subsidiaries and VIE. For the parent company, the Company records its investments in subsidiaries and VIE under the equity method of accounting as prescribed in *ASC 323, Investments-Equity Method and Joint Ventures*. Such investments are presented on the Condensed Balance Sheets as "Investment in subsidiaries and VIE" and the subsidiaries and VIE' profit or loss as "Equity in income/loss of subsidiaries" on the Condensed Statements of Operations and Comprehensive Income. Ordinarily under the equity, an investor in an equity method investee would cease to recognize its share of the losses of an investee once the carrying value of the investment has been reduced to nil absent an undertaking by the investor to provide continuing support and fund losses. For the purpose of this Schedule I, the parent company has continued to reflect its share, based on its proportionate interest, of the losses of subsidiaries and VIE regardless of the carrying value of the investment even though the parent company is not obligated to provide continuing support or fund losses.
- 3) Translations of balances in the Additional Financial Information of Parent Company-Financial Statements Schedule I from RMB into US\$ as of and for the year ended December 31, 2018 are solely for the convenience of the readers and were calculated at the rate of US\$1.00 = RMB6.8755, representing the noon buying rate set forth in the H.10 statistical release of the U.S. Federal Reserve Board on December 31, 2018. No representation is made that the RMB amounts could have been, or could be, converted, realized or settled into US\$ at that rate on December 31, 2018, or at any other rate.
- 4) As of December 31, 2017 and 2018, there were no material contingencies, significant provisions of long-term obligations, mandatory dividend or redemption requirements of redeemable stocks or guarantees of the Company.



## LIST OF SIGNIFICANT SUBSIDIARIES AND CONSOLIDATED AFFILIATED ENTITY\*

All significant subsidiaries and consolidated affiliated entity do business under their legal name.

## Significant Subsidiaries

Name of Company	Jurisdiction of Incorporation	Percentage of Attributable Equity Interests
Shanghai Baozun E-Commerce Limited	PRC	100%
Baozun Hong Kong Holding Limited	Hong Kong	100%
Shanghai Bodao E-commerce Limited	PRC	100%
Shanghai Fengbo E-commerce Limited	PRC	100%
Baozun Hongkong Limited	Hong Kong	100%
Baozun Hongkong Investment Limited	Hong Kong	100%
Baotong Hong Kong Holding Limited	Hong Kong	100%
Baotong E-Logistics Technology (Suzhou) Limited	PRC	100%
Shanghai Yingsai Advertisement Limited	PRC	100%

## Affiliated Entity Consolidated in the Registrant's Financial Statement

Name of Company	Jurisdiction of Incorporation
Shanghai Zunyi Business Consulting Ltd.	PRC

\* Other consolidated entities of Baozun Inc. have been omitted from this list since, considered in the aggregate as a single entity, they would not constitute a significant subsidiary.

## CERTIFICATION

I, Vincent Wenbin Qiu, certify that:

1. I have reviewed this annual report on Form 20-F of Baozun Inc.;
2. Based on my knowledge, this report does not contain any untrue statement of a material fact or omit to state a material fact necessary to make the statements made, in light of the circumstances under which such statements were made, not misleading with respect to the period covered by this report;
3. Based on my knowledge, the financial statements, and other financial information included in this report, fairly present in all material respects the financial condition, results of operations and cash flows of the company as of, and for, the periods presented in this report;
4. The company's other certifying officer and I are responsible for establishing and maintaining disclosure controls and procedures (as defined in Exchange Act Rules 13a-15(e) and 15d-15(e)) and internal control over financial reporting (as defined in Exchange Act Rules 13a-15(f) and 15d-15(f)) for the company and have:
  - (a) Designed such disclosure controls and procedures, or caused such disclosure controls and procedures to be designed under our supervision, to ensure that material information relating to the company, including its consolidated subsidiaries, is made known to us by others within those entities, particularly during the period in which this report is being prepared;
  - (b) Designed such internal control over financial reporting, or caused such internal control over financial reporting to be designed under our supervision, to provide reasonable assurance regarding the reliability of financial reporting and the preparation of financial statements for external purposes in accordance with generally accepted accounting principles;
  - (c) Evaluated the effectiveness of the company's disclosure controls and procedures and presented in this report our conclusions about the effectiveness of the disclosure controls and procedures, as of the end of the period covered by this report based on such evaluation; and
  - (d) Disclosed in this report any change in the company's internal control over financial reporting that occurred during the period covered by the annual report that has materially affected, or is reasonably likely to materially affect, the company's internal control over financial reporting; and
5. The company's other certifying officer and I have disclosed, based on our most recent evaluation of internal control over financial reporting, to the company's auditors and the audit committee of the company's board of directors (or persons performing the equivalent functions):
  - (a) All significant deficiencies and material weaknesses in the design or operation of internal control over financial reporting which are reasonably likely to adversely affect the company's ability to record, process, summarize and report financial information; and
  - (b) Any fraud, whether or not material, that involves management or other employees who have a significant role in the company's internal control over financial reporting.

Dated: April 3, 2019

By: /s/ Vincent Wenbin Qiu  
Name: Vincent Wenbin Qiu  
Title: Chief Executive Officer

---

## CERTIFICATION

I, Robin Bin Lu, certify that:

1. I have reviewed this annual report on Form 20-F of Baozun Inc.;
2. Based on my knowledge, this report does not contain any untrue statement of a material fact or omit to state a material fact necessary to make the statements made, in light of the circumstances under which such statements were made, not misleading with respect to the period covered by this report;
3. Based on my knowledge, the financial statements, and other financial information included in this report, fairly present in all material respects the financial condition, results of operations and cash flows of the company as of, and for, the periods presented in this report;
4. The company's other certifying officer and I are responsible for establishing and maintaining disclosure controls and procedures (as defined in Exchange Act Rules 13a-15(e) and 15d-15(e)) and internal control over financial reporting (as defined in Exchange Act Rules 13a-15(f) and 15d-15(f)) for the company and have:
  - (a) Designed such disclosure controls and procedures, or caused such disclosure controls and procedures to be designed under our supervision, to ensure that material information relating to the company, including its consolidated subsidiaries, is made known to us by others within those entities, particularly during the period in which this report is being prepared;
  - (b) Designed such internal control over financial reporting, or caused such internal control over financial reporting to be designed under our supervision, to provide reasonable assurance regarding the reliability of financial reporting and the preparation of financial statements for external purposes in accordance with generally accepted accounting principles;
  - (c) Evaluated the effectiveness of the company's disclosure controls and procedures and presented in this report our conclusions about the effectiveness of the disclosure controls and procedures, as of the end of the period covered by this report based on such evaluation; and
  - (d) Disclosed in this report any change in the company's internal control over financial reporting that occurred during the period covered by the annual report that has materially affected, or is reasonably likely to materially affect, the company's internal control over financial reporting; and
5. The company's other certifying officer and I have disclosed, based on our most recent evaluation of internal control over financial reporting, to the company's auditors and the audit committee of the company's board of directors (or persons performing the equivalent functions):
  - (a) All significant deficiencies and material weaknesses in the design or operation of internal control over financial reporting which are reasonably likely to adversely affect the company's ability to record, process, summarize and report financial information; and
  - (b) Any fraud, whether or not material, that involves management or other employees who have a significant role in the company's internal control over financial reporting.

Date: April 3, 2019

By: /s/ Robin Bin Lu  
Name: Robin Bin Lu  
Title: Chief Financial Officer

---

CERTIFICATION

In connection with the annual report of Baozun Inc. (the "Company") on Form 20-F for the year ended December 31, 2018, as filed with the Securities and Exchange Commission on the date hereof (the "Report"), I, Vincent Wenbin Qiu, Chief Executive Officer of the Company, certify, pursuant to 18 U.S.C. Section 1350, as adopted pursuant to Section 906 of the Sarbanes-Oxley Act of 2002, that to my knowledge:

- (1) The Report fully complies with the requirements of Section 13(a) or 15(d) of the Securities Exchange Act of 1934; and
- (2) The information contained in the Report fairly presents, in all material respects, the financial condition and results of operations of the Company.

Date: April 3, 2019

By: /s/ Vincent Wenbin Qiu

Name: Vincent Wenbin Qiu

Title: Chief Executive Officer

---

**CERTIFICATION**

In connection with the annual report of Baozun Inc. (the "Company") on Form 20-F for the year ended December 31, 2018, as filed with the Securities and Exchange Commission on the date hereof (the "Report"), I, Robin Bin Lu, Chief Financial Officer of the Company, certify, pursuant to 18 U.S.C. Section 1350, as adopted pursuant to Section 906 of the Sarbanes-Oxley Act of 2002, that to my knowledge:

- (1) The Report fully complies with the requirements of Section 13(a) or 15(d) of the Securities Exchange Act of 1934; and
- (2) The information contained in the Report fairly presents, in all material respects, the financial condition and results of operations of the Company.

Date: April 3, 2019

By: /s/ Robin Bin Lu  
Name: Robin Bin Lu  
Title: Chief Financial Officer

---

**CONSENT OF INDEPENDENT REGISTERED PUBLIC ACCOUNTING FIRM**

We consent to the incorporation by reference in the Registration Statements on Form S-8 (No. 333-205944, No. 333-217121 and No. 333-224330) of our reports dated April 3, 2019, relating to (1) the consolidated financial statements of Baozun Inc., its subsidiaries and variable interest entity (collectively, the “Group”) and the financial statement schedule of Baozun Inc. (which report expresses an unqualified opinion and includes explanatory paragraphs relating to the translation of Renminbi amounts into United States dollar amounts for the convenience of readers in the United States of America and the adoption of Accounting Standards Codification Topic 606, Revenue from Contracts with Customers, using the full retrospective transition method), and (2) the effectiveness of the Group’s internal control over financial reporting, appearing in this Annual Report on Form 20-F of Baozun Inc. for the year ended December 31, 2018.

/s/ Deloitte Touche Tohmatsu Certified Public Accountants LLP

Shanghai, China

April 3, 2019

---

CONSENT OF FANGDA PARTNERS

[Letterhead of Fangda Partners]

April 3, 2019

Baozun Inc.  
Building B, No. 1268 Wanrong Road  
Shanghai 200436  
The People's Republic of China

Dear Sirs,

We consent to the reference to our firm under the heading "Item 4. Information on the Company – C. Organizational Structure" in Baozun Inc.'s Annual Report on Form 20-F for the year ended December 31, 2018 (the "Annual Report"), which will be filed with the Securities and Exchange Commission (the "SEC") in the month of April 2019. We also consent to the filing with the SEC of this consent letter as an exhibit to the Annual Report.

Yours faithfully,

/s/ Fangda Partners  
\_\_\_\_\_  
Fangda Partners

---